

APPENDIX REPORT

Project No.	SHT2203104801EW	Radio Specification	Bluetooth EDR
Test sample No.	YPHT22031048004	Model No.	G60
Start test date	2022-03-30	Finish date	2022-03-31
Temperature	24.5°C	Humidity	45%
Test Engineer	Xiaoqin Li	Auditor	Xiaodong Zheo

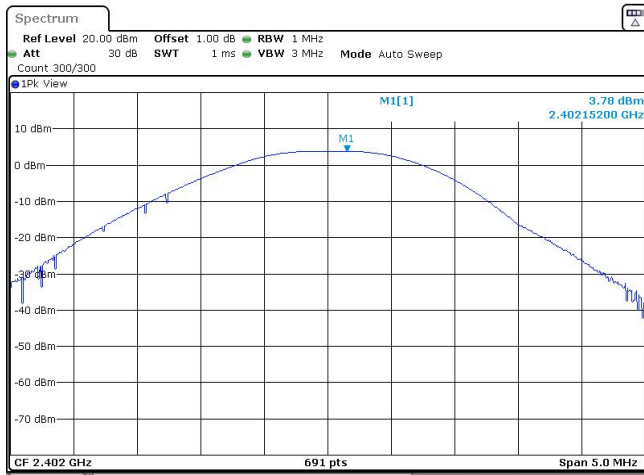
Appendix clause	Test item	Result
A	Peak Output Power	PASS
B	20 dB Bandwidth	PASS
C	99% Occupied Bandwidth	PASS
D	Carrier Frequencies Separation	PASS
E	Hopping Channel Number	PASS
F	Dwell Time	PASS
G	Duty Cycle Correction Factor (DCCF)	PASS
H	Band edge and Spurious Emissions(coducted)	PASS

Appendix A: Peak Output Power

Modulation type	Channel	Peak Output power (dBm)	Average Output power (dBm)	Limit (dBm)	Result
GFSK	00	3.78	3.70	≤ 30.00	Pass
	39	3.23	3.08		
	78	3.49	3.39		
π/4DQPSK	00	5.60	4.15	≤ 21.00	Pass
	39	5.59	4.10		
	78	5.59	4.21		
8DPSK	00	5.97	4.47	≤ 21.00	Pass
	39	5.97	4.13		
	78	5.86	4.29		

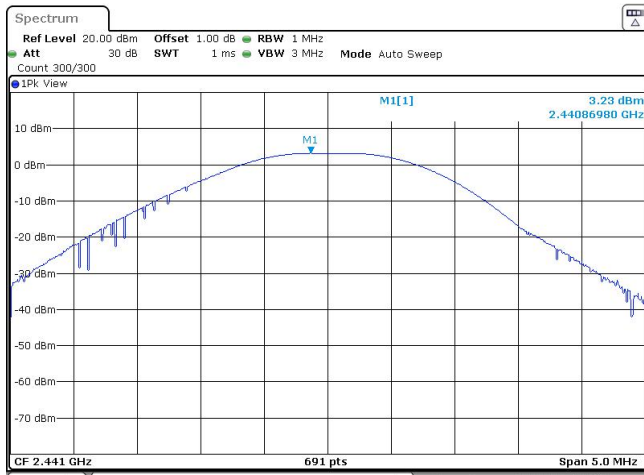
Modulation Type: GFSK

CH00



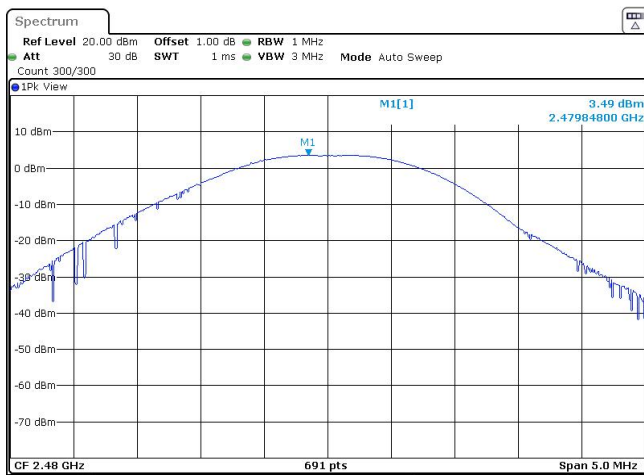
Date: 31 Mar 2022 08:48:03

CH39



Date: 31 Mar 2022 08:50:22

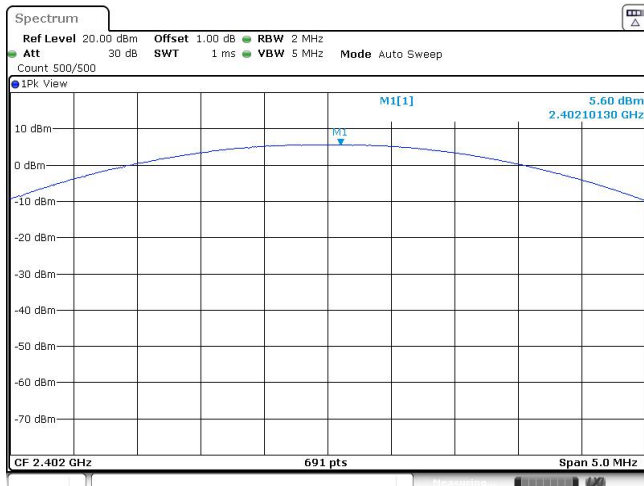
CH78



Date: 31 Mar 2022 08:52:15

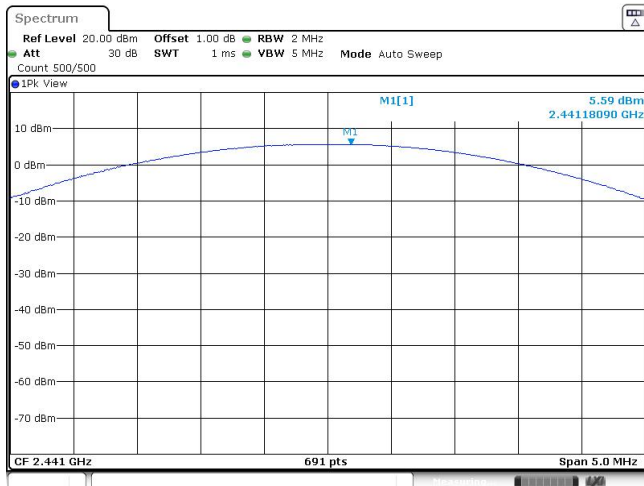
Modulation Type: **$\pi/4$ DQPSK**

CH00



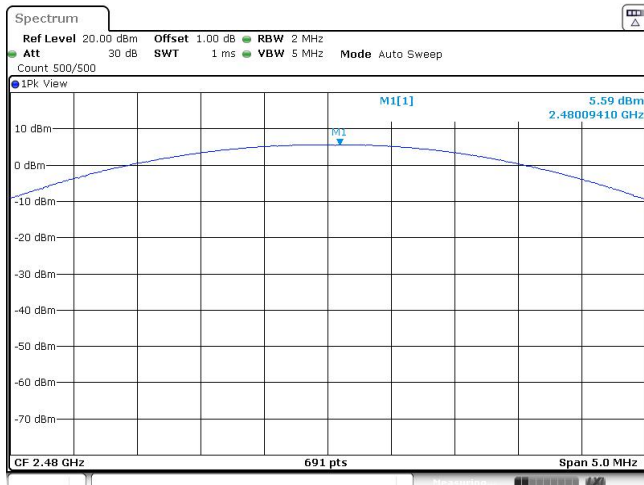
Date: 31 MAR 2022 08:58:30

CH39



Date: 31 MAR 2022 08:56:35

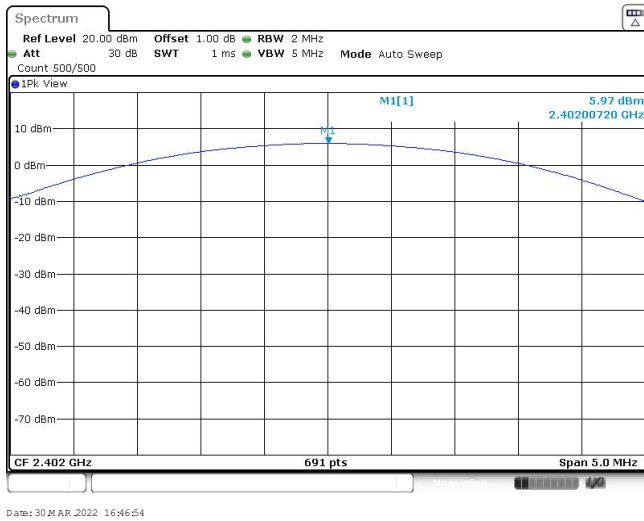
CH78



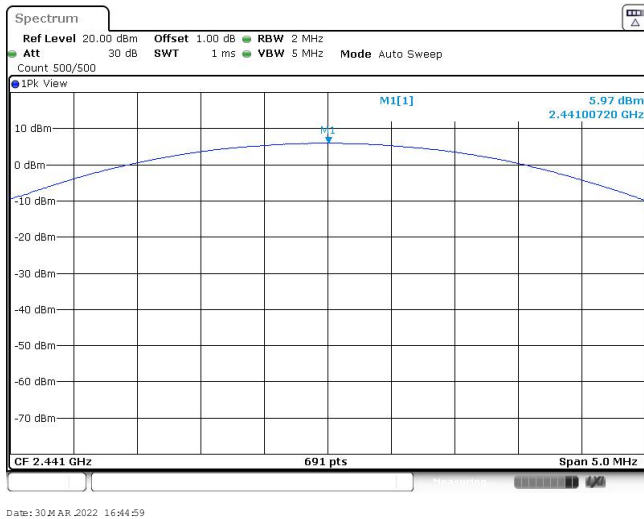
Date: 31 MAR 2022 08:54:34

Modulation Type: 8DPSK

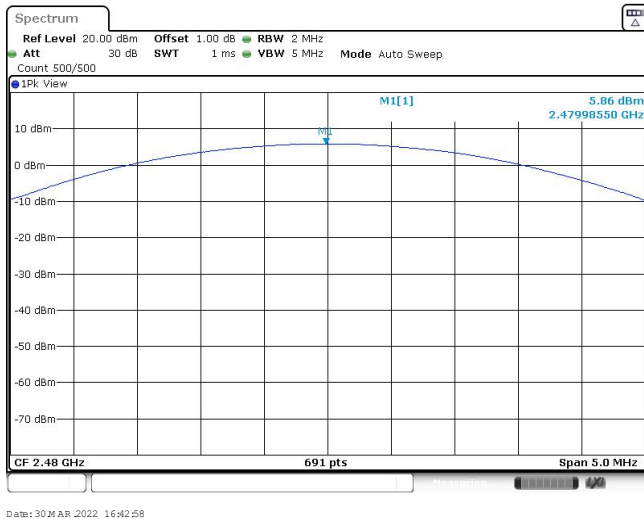
CH00



CH39



CH78



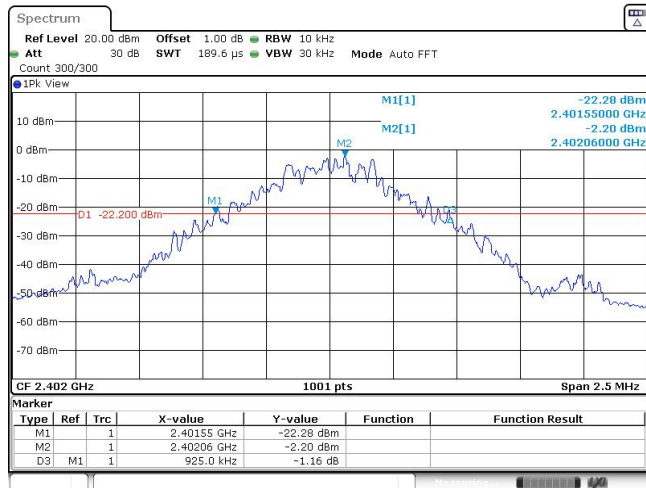
Appendix B : 20 dB Bandwidth

Modulation type	Channel	20 dB Bandwidth (kHz)	Limit (kHz)	Result
GFSK	00	925.00	-	Pass
	39	925.00		
	78	925.00		
$\pi/4$ DQPSK	00	1290.00	-	Pass
	39	1292.50		
	78	1290.00		
8DPSK	00	1292.50	-	Pass
	39	1292.50		
	78	1290.00		

Modulation Type:

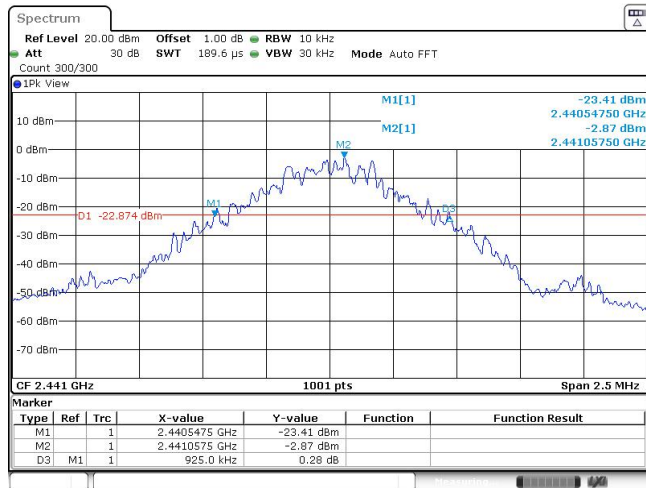
GFSK

CH00



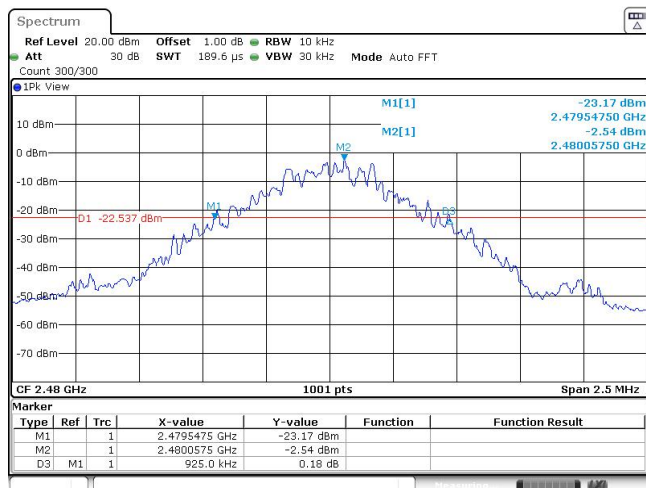
Date: 31 MAR 2022 08:47:15

CH39



Date: 31 MAR 2022 08:50:00

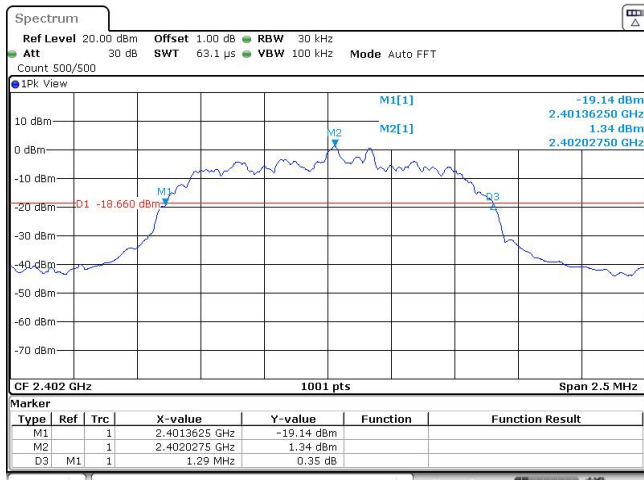
CH78



Date: 31 MAR 2022 08:51:54

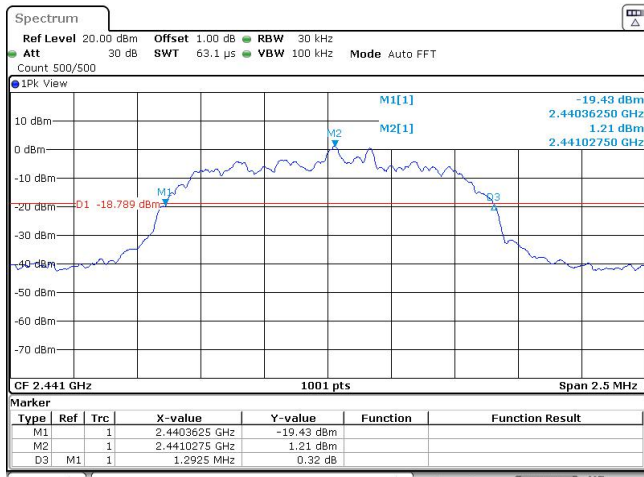
Modulation Type: **$\pi/4$ QPSK**

CH00



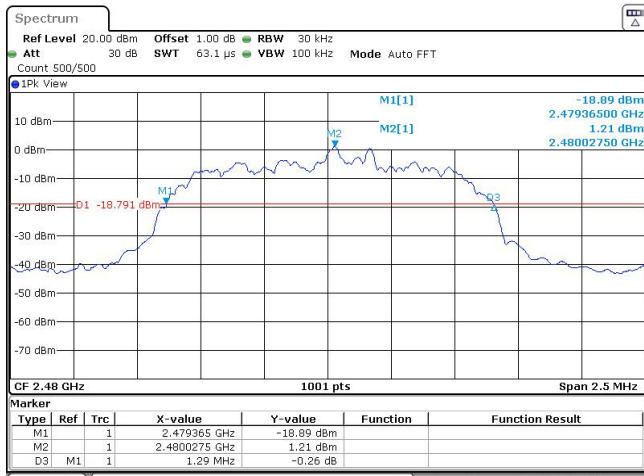
Date: 31 MAR 2022 08:58:14

CH39



Date: 31 MAR 2022 08:56:19

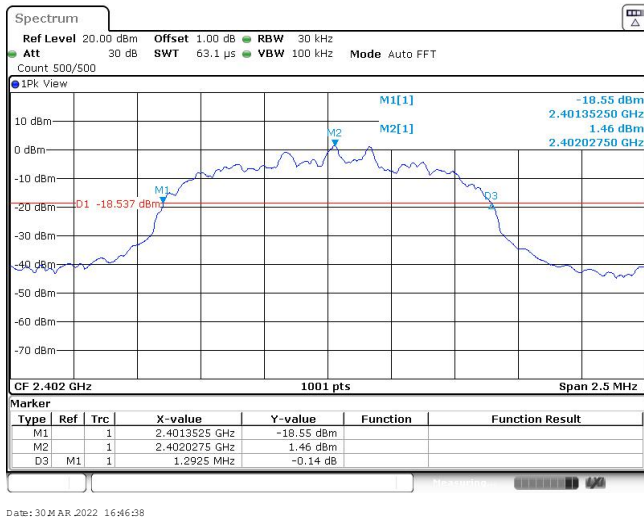
CH78



Date: 31 MAR 2022 08:54:18

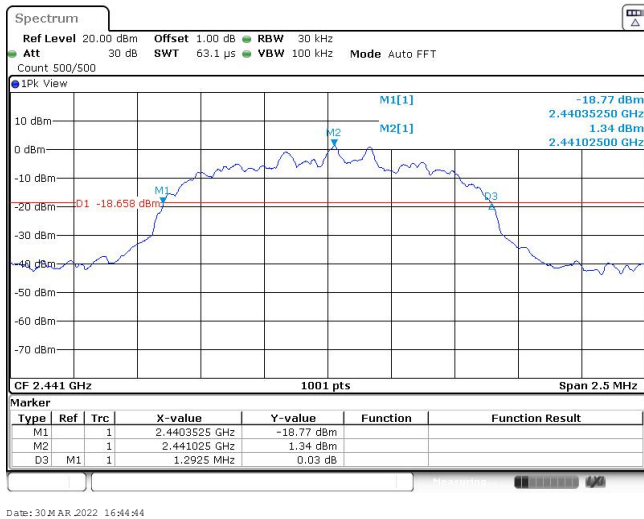
Modulation Type: 8DPSK

CH00



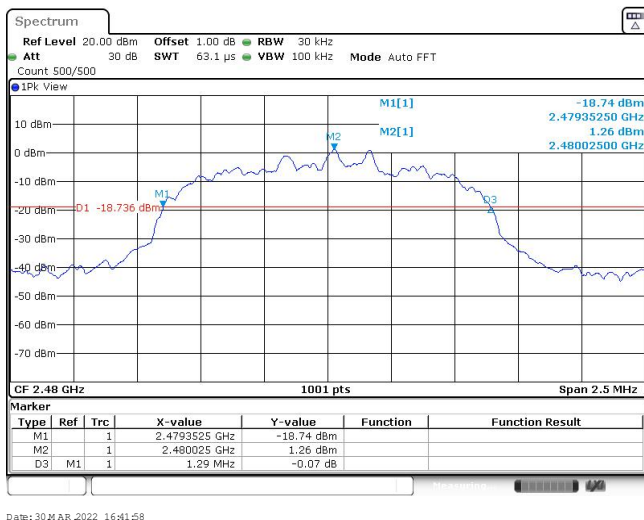
Date: 30 MAR 2022 16:46:38

CH39



Date: 30 MAR 2022 16:44:44

CH78



Date: 30 MAR 2022 16:41:58

Appendix C: 99% Occupied Bandwidth

Modulation type	Channel	99% Occupied Bandwidth (MHz)	Limit (MHz)	Result
GFSK	00	0.86	-	Pass
	39	0.86		
	78	0.86		
$\pi/4$ DQPSK	00	1.18	-	Pass
	39	1.18		
	78	1.18		
8DPSK	00	1.18	-	Pass
	39	1.18		
	78	1.18		

Modulation Type: GFSK	
CH00	<p> Spectrum Ref Level 20.00 dBm Offset 1.00 dB RBW 30 kHz Att 30 dB SWT 63.1 μs VBW 100 kHz Mode Auto FFT Count 300/300 1Pk View M1[1] 2.21 dBm 2.40183770 GHz 861.638361638 kHz Occ Bw T1 T2 CF 2.402 GHz 1001 pts Span 2.5 MHz Date: 31 Mar 2022 08:47:25 </p>
CH39	<p> Spectrum Ref Level 20.00 dBm Offset 1.00 dB RBW 30 kHz Att 30 dB SWT 63.1 μs VBW 100 kHz Mode Auto FFT Count 300/300 1Pk View M1[1] 1.54 dBm 2.44083770 GHz 861.638361638 kHz Occ Bw T1 T2 CF 2.441 GHz 1001 pts Span 2.5 MHz Date: 31 Mar 2022 08:50:07 </p>
CH78	<p> Spectrum Ref Level 20.00 dBm Offset 1.00 dB RBW 30 kHz Att 30 dB SWT 63.1 μs VBW 100 kHz Mode Auto FFT Count 300/300 1Pk View M1[1] 1.86 dBm 2.47983520 GHz 859.140859141 kHz Occ Bw T1 T2 CF 2.48 GHz 1001 pts Span 2.5 MHz Date: 31 Mar 2022 08:52:02 </p>

Modulation Type: $\pi/4$ DQPSK	
CH00	<p>1Pk: View</p> <p>Ref Level 20.00 dBm Offset 1.00 dB RBW 30 kHz Att 30 dB SWT 63.1 μs VBW 100 kHz Mode Auto FFT Count 500/500</p> <p>M1[1] 1.35 dBm 2.40202750 GHz 1.181318681 MHz</p> <p>CF 2.402 GHz 1001 pts Span 2.5 MHz</p> <p>Date: 31 MAR 2022 08:58:21</p>
CH39	<p>1Pk: View</p> <p>Ref Level 20.00 dBm Offset 1.00 dB RBW 30 kHz Att 30 dB SWT 63.1 μs VBW 100 kHz Mode Auto FFT Count 500/500</p> <p>M1[1] 1.23 dBm 2.44102750 GHz 1.183816184 MHz</p> <p>CF 2.441 GHz 1001 pts Span 2.5 MHz</p> <p>Date: 31 MAR 2022 08:56:27</p>
CH78	<p>1Pk: View</p> <p>Ref Level 20.00 dBm Offset 1.00 dB RBW 30 kHz Att 30 dB SWT 63.1 μs VBW 100 kHz Mode Auto FFT Count 500/500</p> <p>M1[1] 1.21 dBm 2.48002750 GHz 1.183816184 MHz</p> <p>CF 2.48 GHz 1001 pts Span 2.5 MHz</p> <p>Date: 31 MAR 2022 08:54:26</p>

Modulation Type: 8DPSK	
CH00	<p>Spectrum Ref Level 20.00 dBm Offset 1.00 dB RBW 30 kHz Att 30 dB SWT 63.1 μs VBW 100 kHz Mode Auto FFT Count 500/500 1Pk View M1[1] 1.48 dBm 2.40202750 GHz 1.178821179 MHz Occ Bw CF 2.402 GHz 1001 pts Span 2.5 MHz Date: 30 MAR 2022 16:46:05</p>
CH39	<p>Spectrum Ref Level 20.00 dBm Offset 1.00 dB RBW 30 kHz Att 30 dB SWT 63.1 μs VBW 100 kHz Mode Auto FFT Count 500/500 1Pk View M1[1] 1.32 dBm 2.44102750 GHz 1.176323676 MHz Occ Bw CF 2.441 GHz 1001 pts Span 2.5 MHz Date: 30 MAR 2022 16:44:51</p>
CH78	<p>Spectrum Ref Level 20.00 dBm Offset 1.00 dB RBW 30 kHz Att 30 dB SWT 63.1 μs VBW 100 kHz Mode Auto FFT Count 500/500 1Pk View M1[1] 1.27 dBm 2.48002500 GHz 1.176323676 MHz Occ Bw CF 2.48 GHz 1001 pts Span 2.5 MHz Date: 30 MAR 2022 16:42:05</p>

Appendix D: Carrier Frequencies Separation

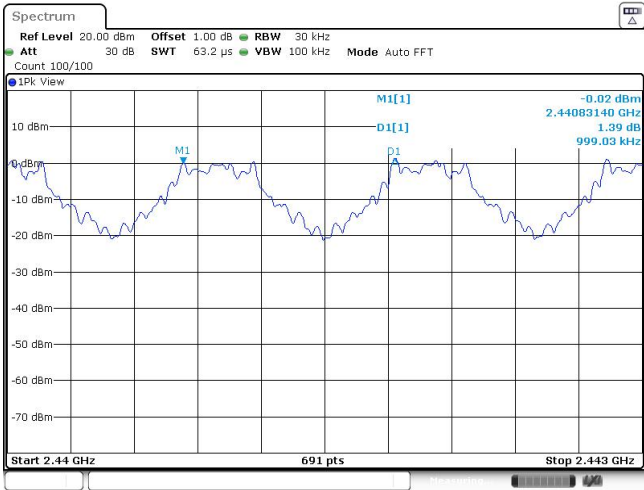
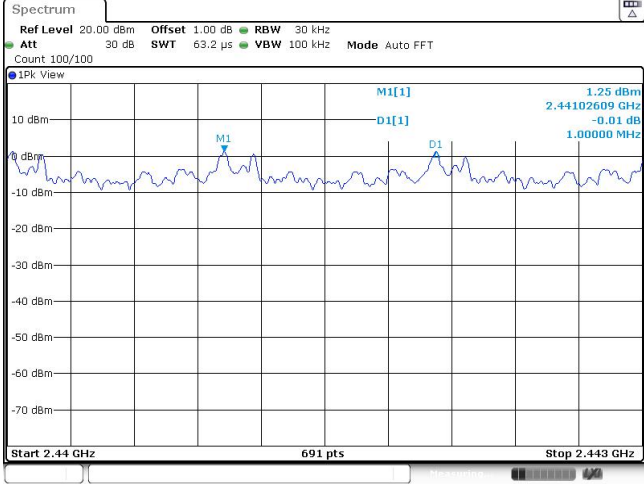
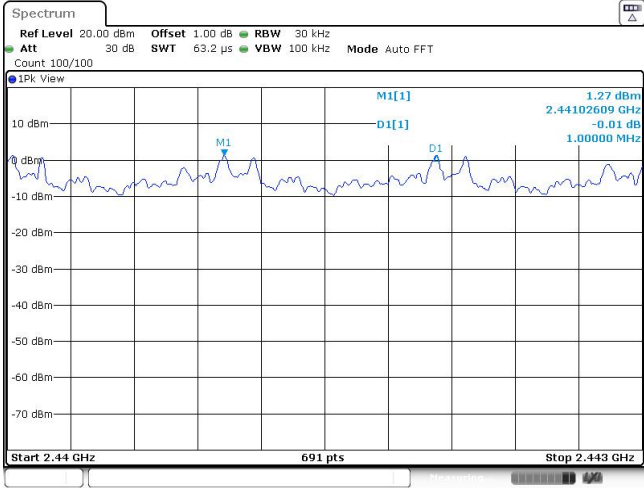
Modulation type	Channel	Carrier Frequencies Separation (MHz)	Limit (kHz) *	Result
GFSK	39	1.00	≥925.00	Pass
π/4DQPSK	39	1.00	≥861.67	Pass
8DPSK	39	1.00	≥861.67	Pass

Note:

*: GFSK limit = The maximum 20 dB Bandwidth for GFSK modulation on the appendix B.

π/4DQPSK limit = 2/3 * The maximum 20 dB Bandwidth for π/4DQPSK modulation on the appendix B.

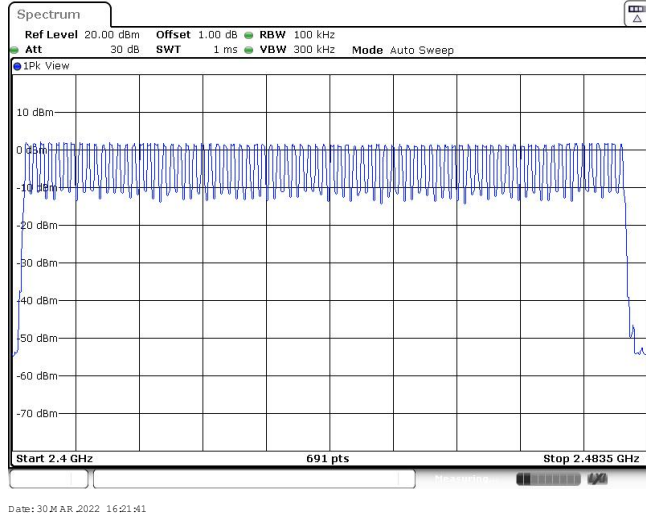
8DPSK limit = 2/3 * The maximum 20 dB Bandwidth for 8DPSK modulation on the appendix B

<p>GFSK</p>	 <p>Date: 30 MAR 2022 16:20:30</p>
<p>$\pi/4$DQPSK</p>	 <p>Date: 30 MAR 2022 16:24:14</p>
<p>8DPSK</p>	 <p>Date: 30 MAR 2022 16:27:50</p>

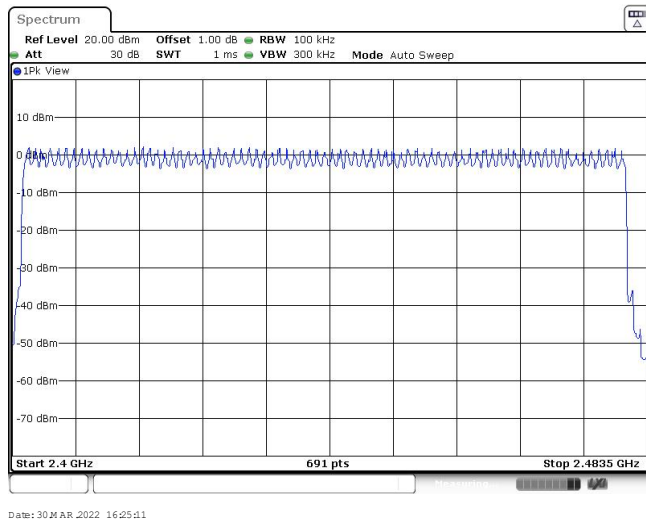
Appendix E: Hopping Channel Number

Modulation type	Channel number	Limit	Result
GFSK	79	≥15.00	Pass
π/4DQPSK	79		
8DPSK	79		

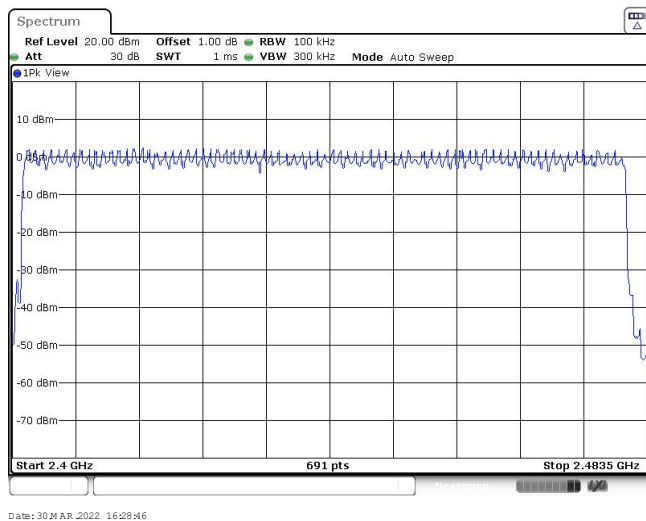
GFSK



$\pi/4$ DQPSK



8DPSK

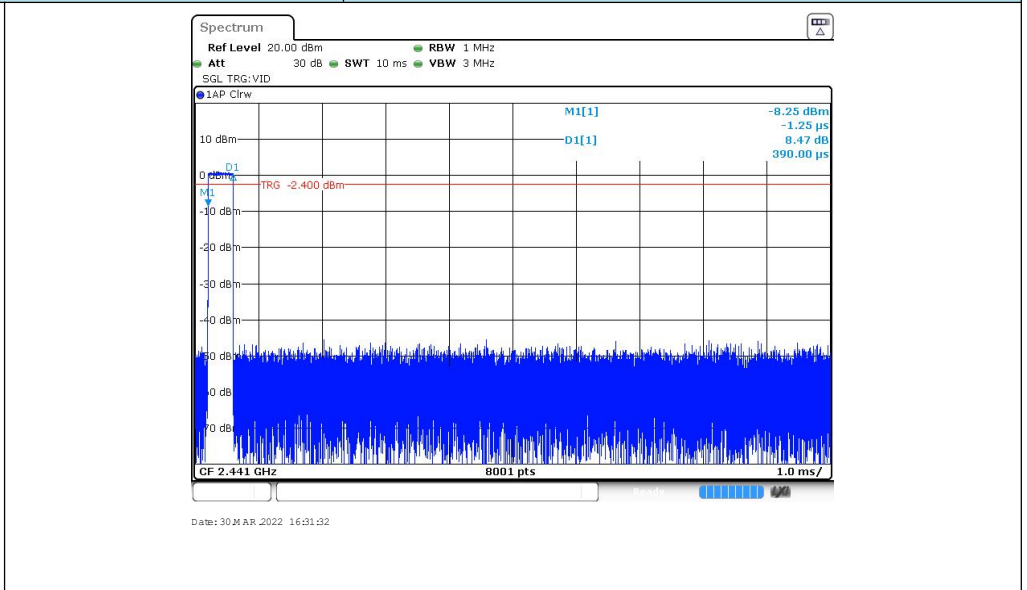


Appendix F: Dwell Time

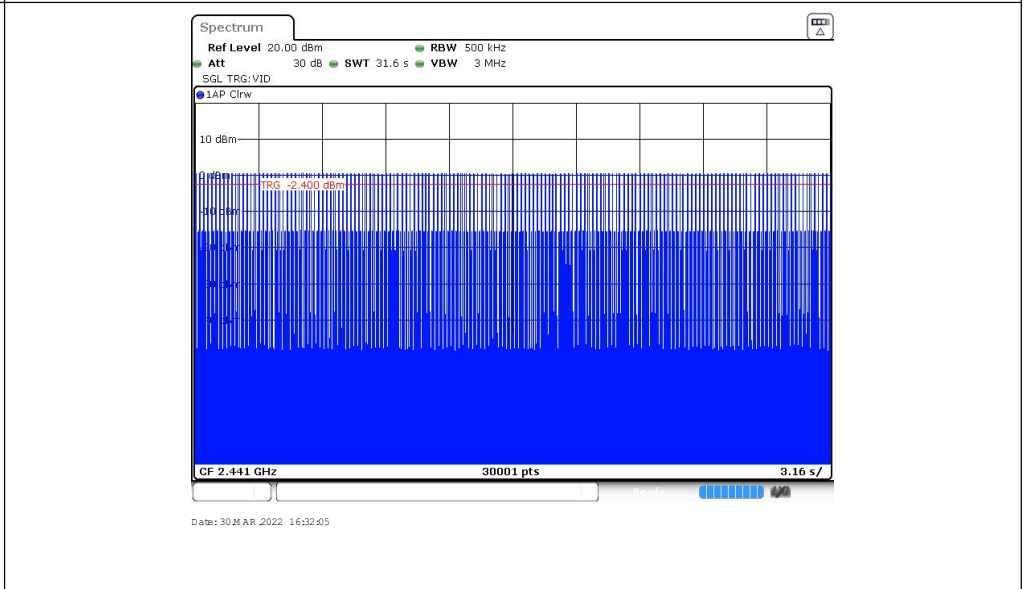
Modulation type	Packet	Burst Width [ms]	Total Hops[hop*ch]	Dwell time (Second)	Limit (Second)	Result
GFSK	DH1	0.39	320	0.13	≤ 0.40	Pass
	DH3	1.65	159	0.26		
	DH5	2.89	90	0.26		
π/4DQPSK	2DH1	0.38	319	0.12	≤ 0.40	Pass
	2DH3	1.64	147	0.24		
	2DH5	2.88	105	0.30		
8DPSK	3DH1	0.38	320	0.12	≤ 0.40	Pass
	3DH3	1.63	165	0.27		
	3DH5	2.88	114	0.33		

Modulation Type: GFSK

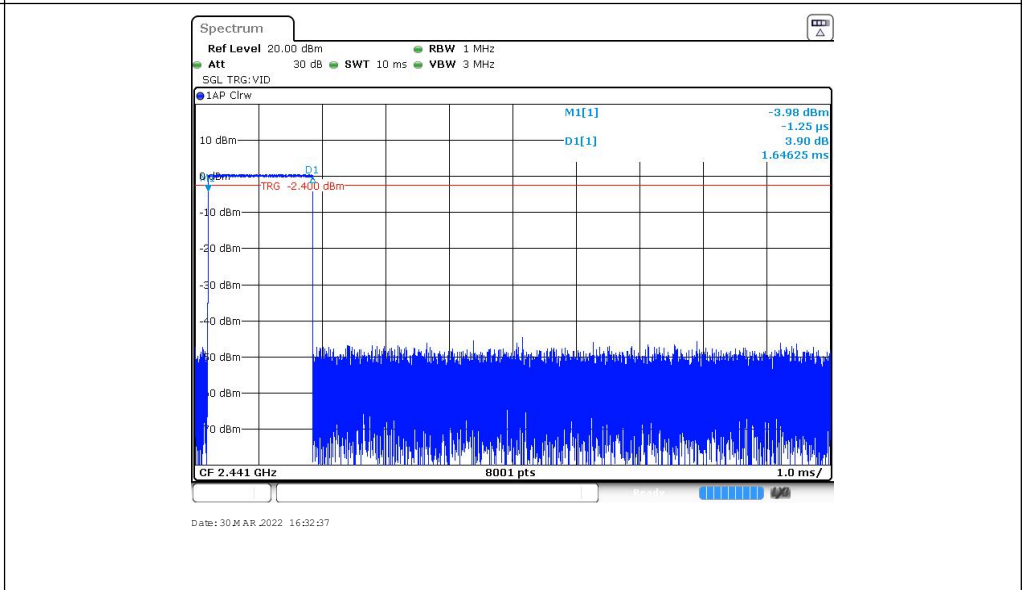
DH1
Burst width



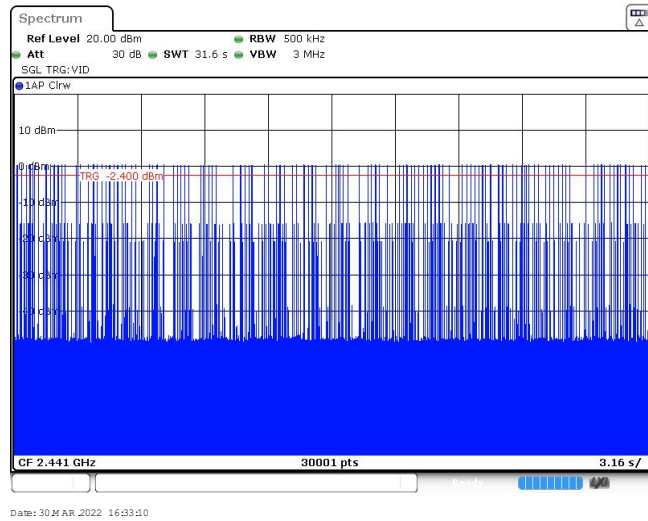
DH1
Burst number



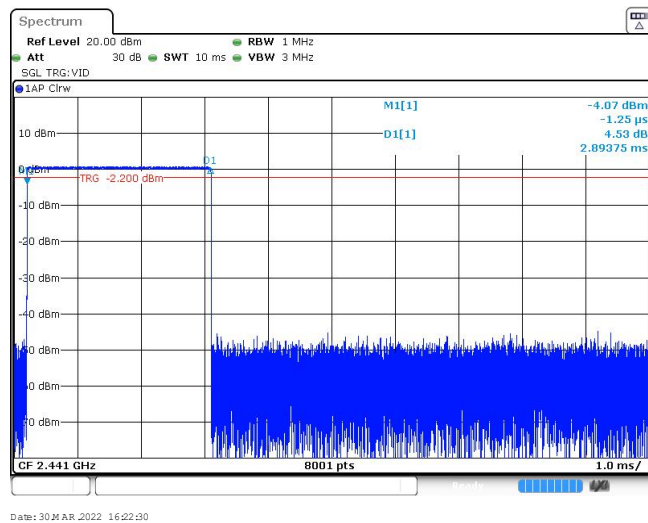
DH3
Burst width



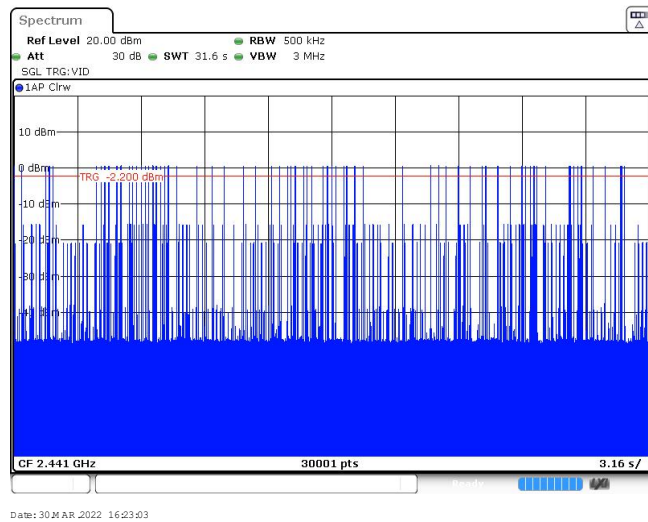
DH3
Burst number



DH5
Burst width

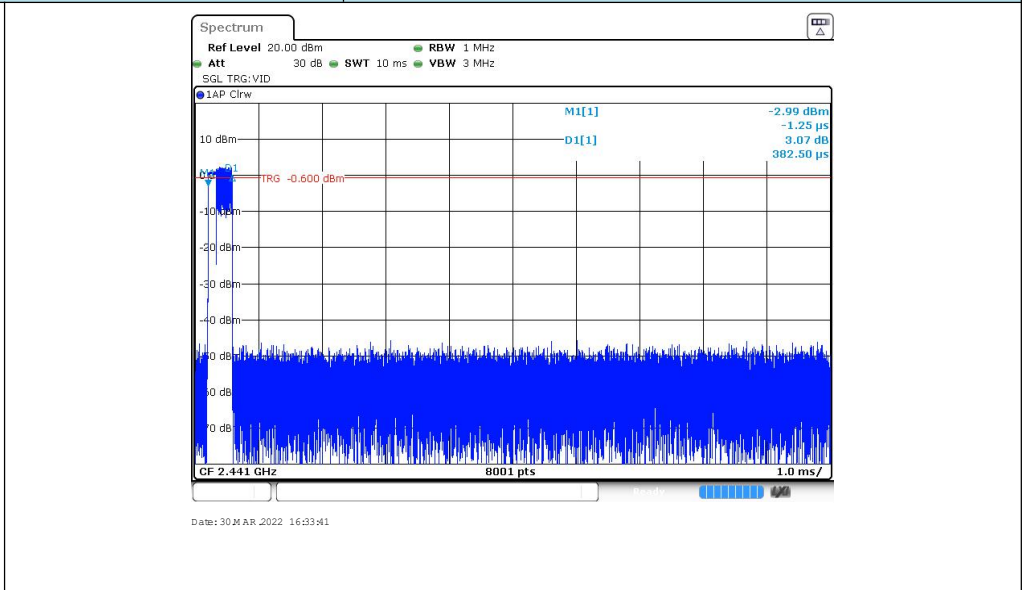


DH5
Burst number

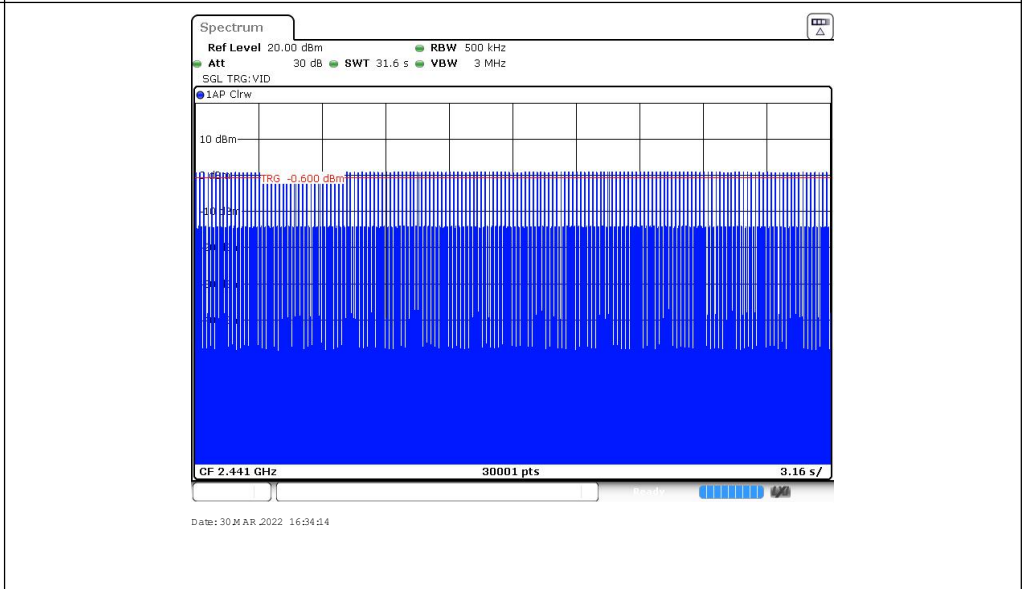


Modulation Type: $\pi/4$ QPSK

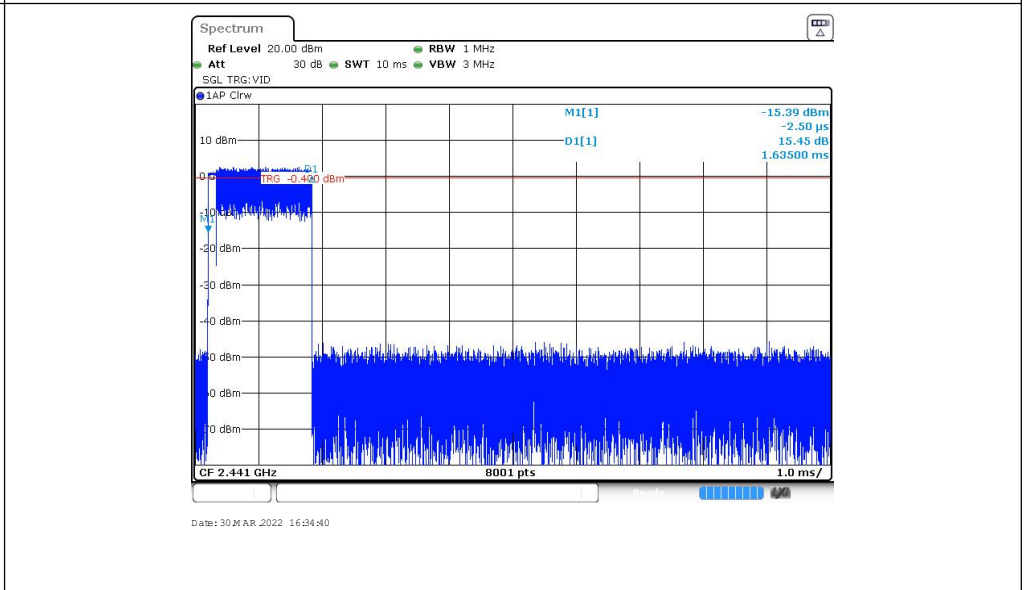
2DH1
Burst width



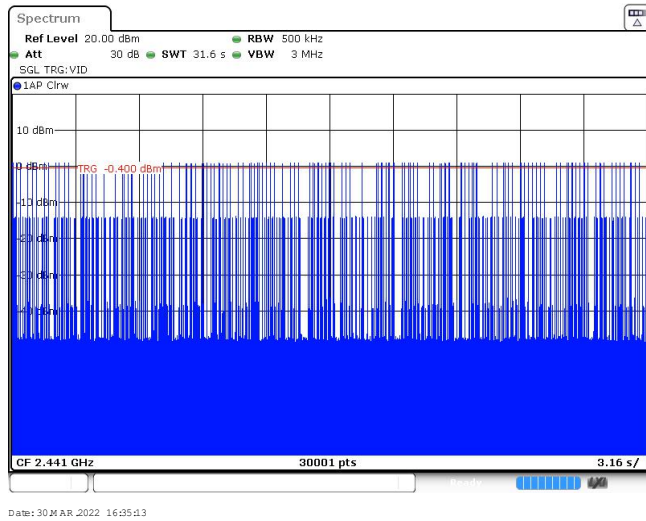
2DH1
Burst number



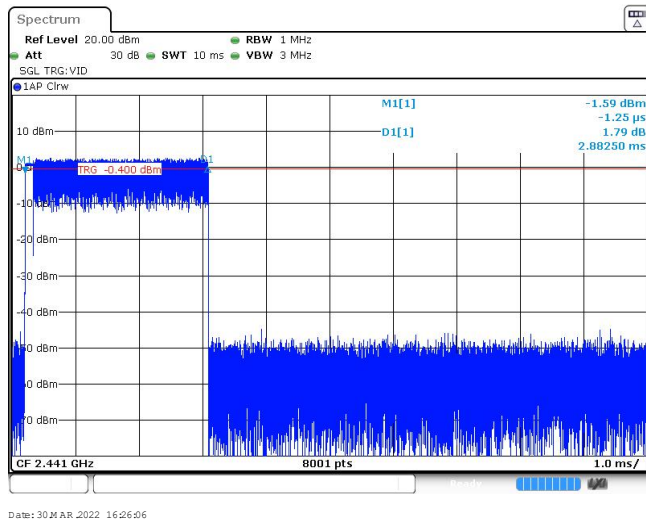
2DH3
Burst width



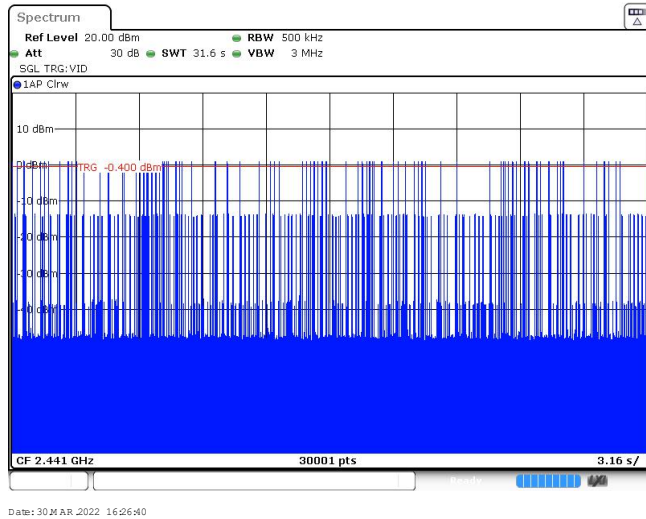
2DH3
Burst number



2DH5
Burst width

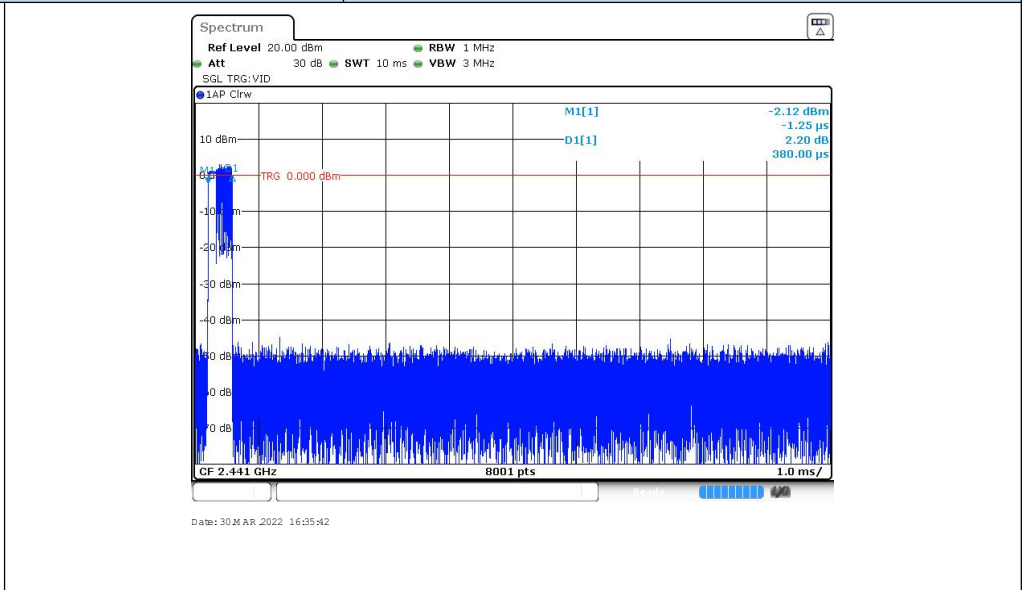


2DH5
Burst number

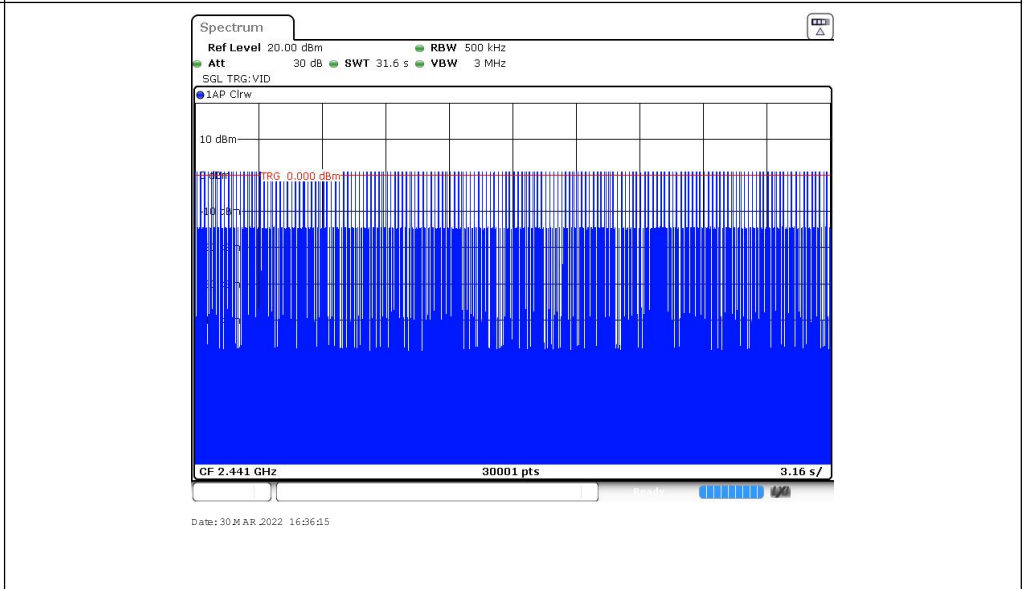


Modulation Type: 8DPSK

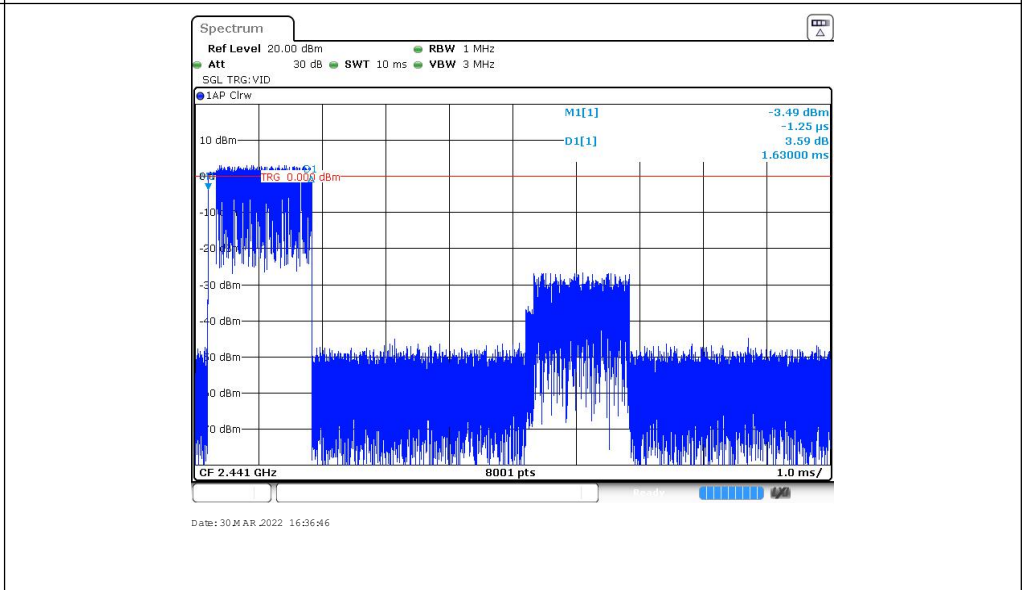
3DH1
Burst width



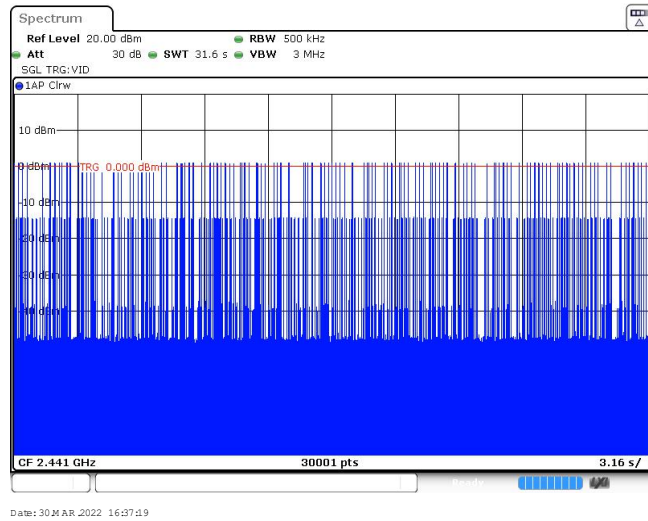
3DH1
Burst number



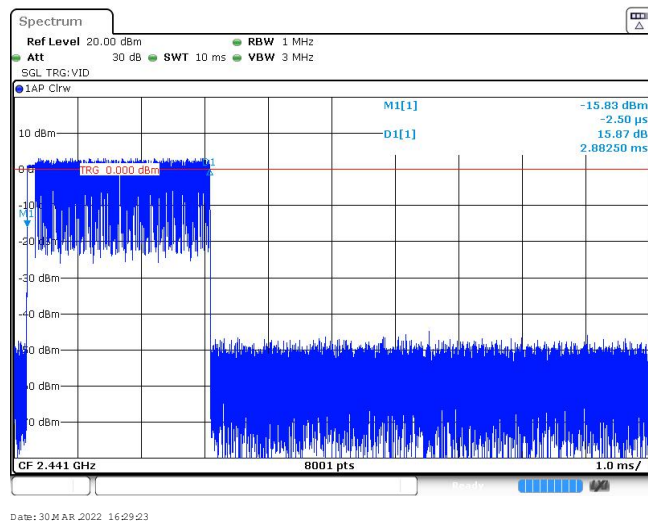
3DH3
Burst width



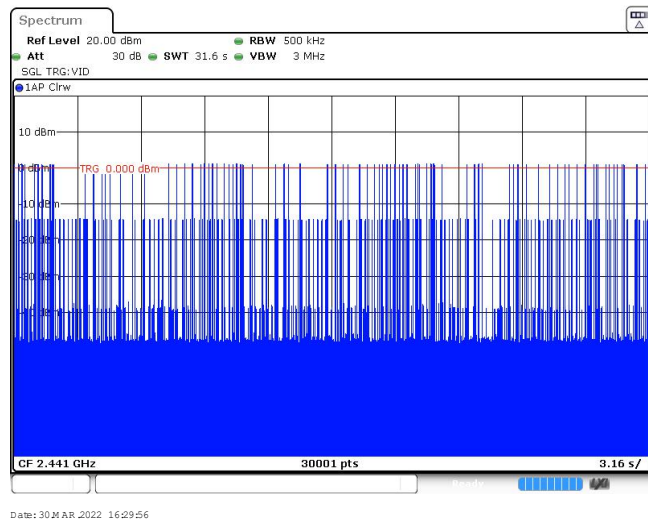
3DH3
Burst number



3DH5
Burst width



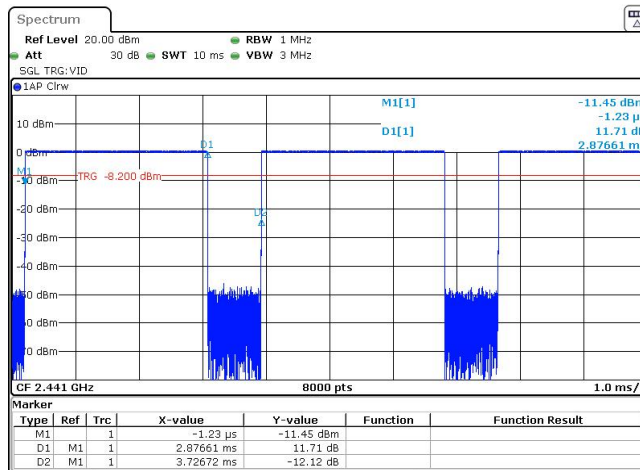
3DH5
Burst number



Appendix G: Duty Cycle Correction Factor (DCCF)

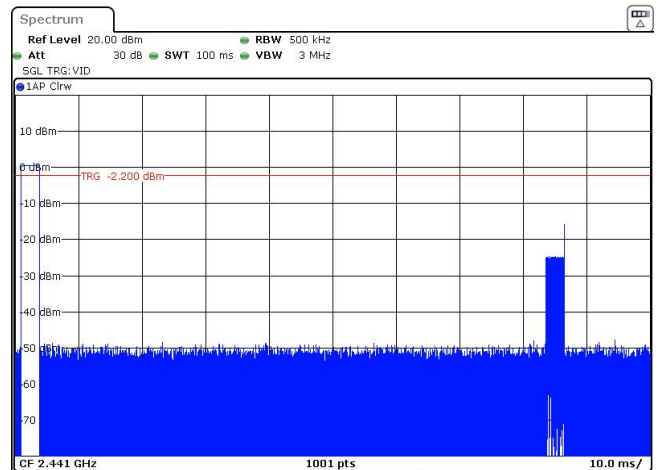
DCCF Calculate Formula					
DCCF=20 * Log(duty cycle) = 20 * Log(T _{on time} / T _{period})					
Modulation type	Test Frequency (MHz)	T _{on time} for single burst [ms]	T _{period} [ms]	Burst Quantity	DCCF [dB]
GFSK	2441	2.88	100	2	-24.79
$\pi/4$ DQPSK	2441	2.87	100	1	-30.84
8DPSK	2441	2.86	100	2	-24.85

GFSK



Date: 30 MAR 2022 16:38:24

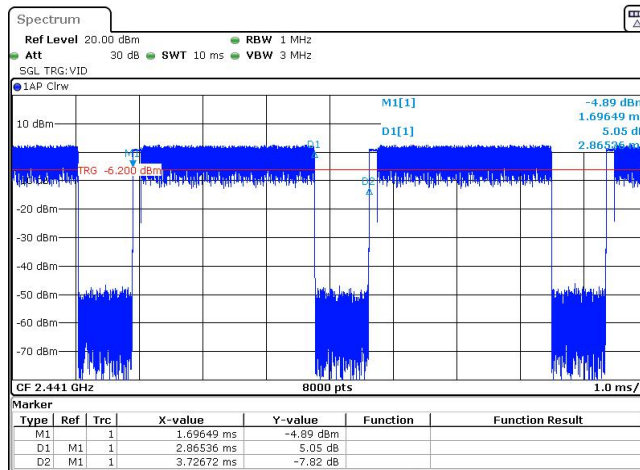
Ton time for single burst



Date: 30 MAR 2022 16:38:42

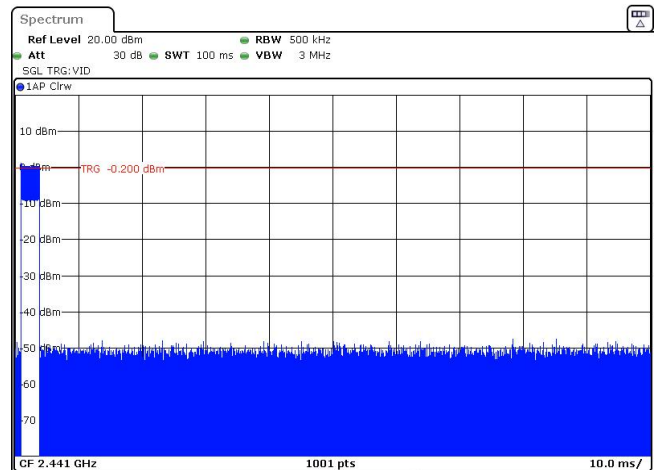
Burst Quantity

$\pi/4$ DQPSK



Date: 30 MAR 2022 16:39:48

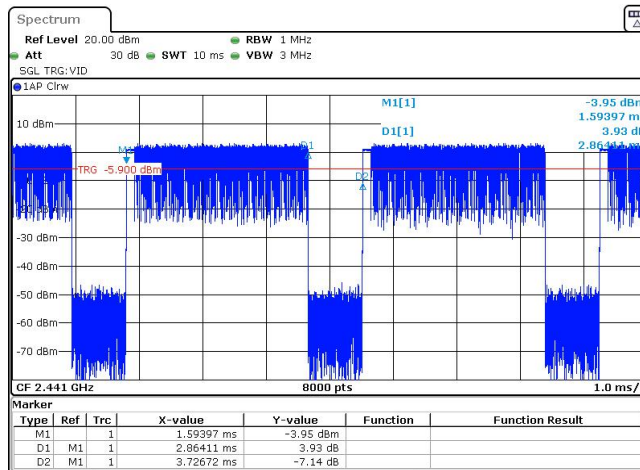
Ton time for single burst



Date: 30 MAR 2022 16:40:02

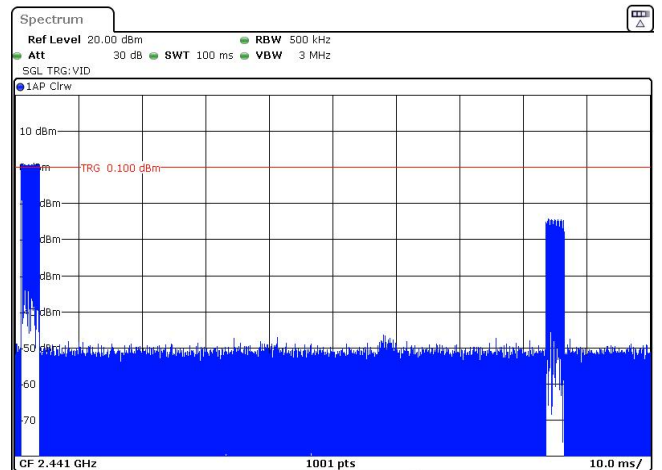
Burst Quantity

8DPSK



Date: 30 MAR 2022 16:40:52

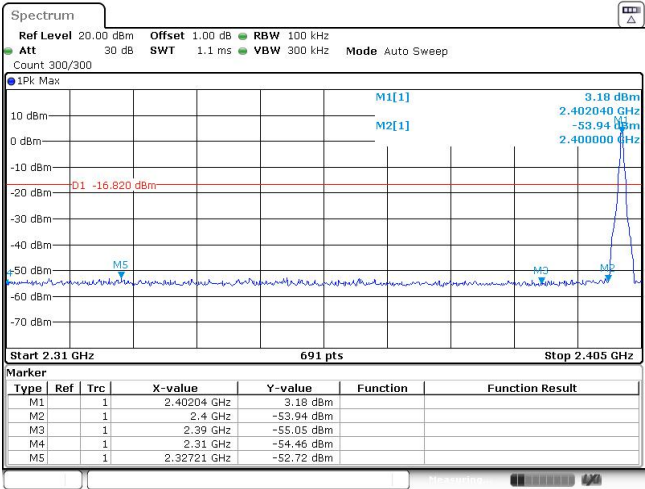
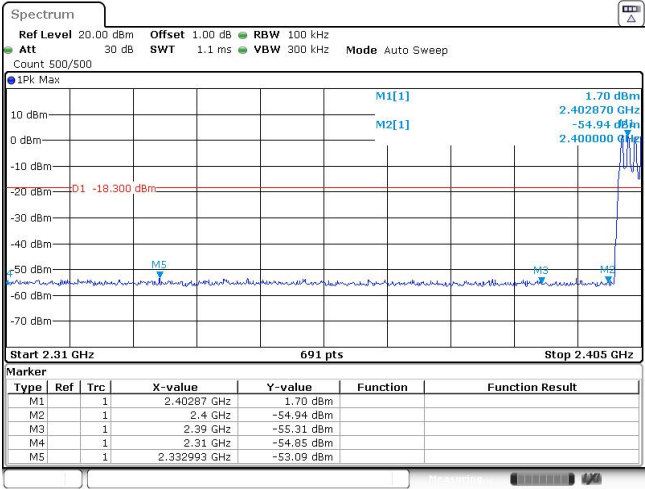
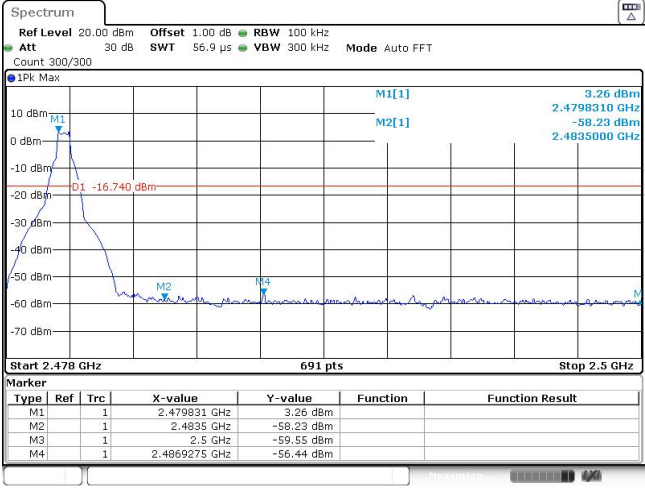
Ton time for single burst



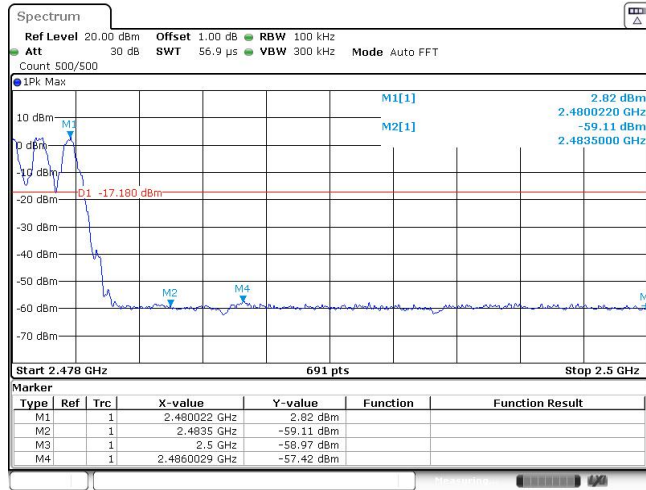
Date: 30 MAR 2022 16:41:14

Burst Quantity

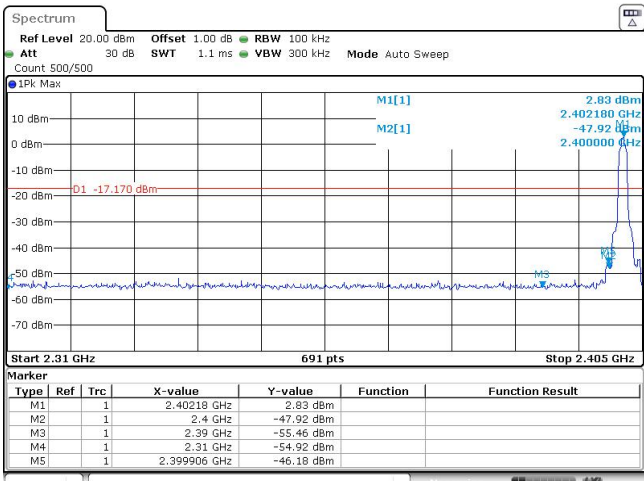
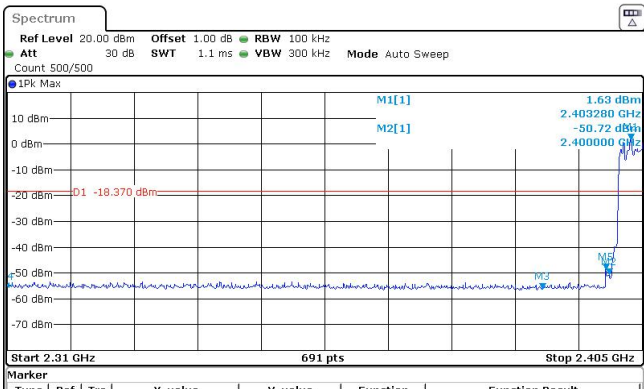
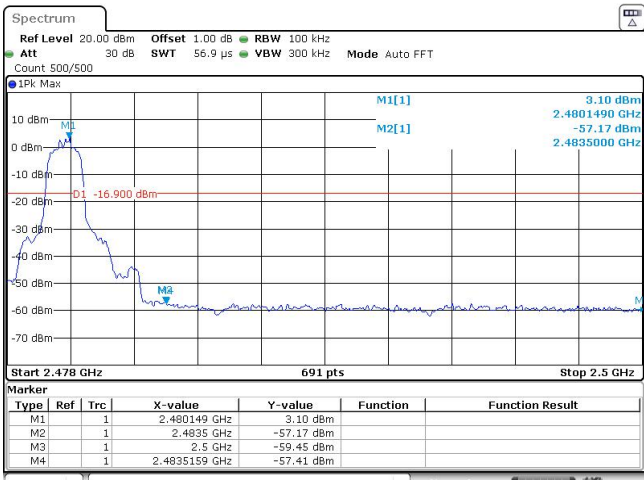
Appendix H: Band edge and Spurious Emissions (conducted)

Test Item:	Band edge	Modulation type:	GFSK																																																
<p>CH00 No hopping mode</p>	 <table border="1" data-bbox="687 728 1334 840"> <thead> <tr> <th>Marker</th> <th>Type</th> <th>Ref</th> <th>Trc</th> <th>X-value</th> <th>Y-value</th> <th>Function</th> <th>Function Result</th> </tr> </thead> <tbody> <tr> <td>M1</td> <td>1</td> <td></td> <td></td> <td>2.40204 GHz</td> <td>3.18 dBm</td> <td></td> <td></td> </tr> <tr> <td>M2</td> <td>1</td> <td></td> <td></td> <td>2.4 GHz</td> <td>-53.94 dBm</td> <td></td> <td></td> </tr> <tr> <td>M3</td> <td>1</td> <td></td> <td></td> <td>2.39 GHz</td> <td>-55.05 dBm</td> <td></td> <td></td> </tr> <tr> <td>M4</td> <td>1</td> <td></td> <td></td> <td>2.31 GHz</td> <td>-54.46 dBm</td> <td></td> <td></td> </tr> <tr> <td>M5</td> <td>1</td> <td></td> <td></td> <td>2.32721 GHz</td> <td>-52.72 dBm</td> <td></td> <td></td> </tr> </tbody> </table> <p>Date: 31 MAR 2022 08:48:44</p>			Marker	Type	Ref	Trc	X-value	Y-value	Function	Function Result	M1	1			2.40204 GHz	3.18 dBm			M2	1			2.4 GHz	-53.94 dBm			M3	1			2.39 GHz	-55.05 dBm			M4	1			2.31 GHz	-54.46 dBm			M5	1			2.32721 GHz	-52.72 dBm		
Marker	Type	Ref	Trc	X-value	Y-value	Function	Function Result																																												
M1	1			2.40204 GHz	3.18 dBm																																														
M2	1			2.4 GHz	-53.94 dBm																																														
M3	1			2.39 GHz	-55.05 dBm																																														
M4	1			2.31 GHz	-54.46 dBm																																														
M5	1			2.32721 GHz	-52.72 dBm																																														
<p>CH00 Hopping mode</p>	 <table border="1" data-bbox="687 1265 1334 1388"> <thead> <tr> <th>Marker</th> <th>Type</th> <th>Ref</th> <th>Trc</th> <th>X-value</th> <th>Y-value</th> <th>Function</th> <th>Function Result</th> </tr> </thead> <tbody> <tr> <td>M1</td> <td>1</td> <td></td> <td></td> <td>2.40287 GHz</td> <td>1.70 dBm</td> <td></td> <td></td> </tr> <tr> <td>M2</td> <td>1</td> <td></td> <td></td> <td>2.4 GHz</td> <td>-54.94 dBm</td> <td></td> <td></td> </tr> <tr> <td>M3</td> <td>1</td> <td></td> <td></td> <td>2.39 GHz</td> <td>-55.31 dBm</td> <td></td> <td></td> </tr> <tr> <td>M4</td> <td>1</td> <td></td> <td></td> <td>2.31 GHz</td> <td>-54.85 dBm</td> <td></td> <td></td> </tr> <tr> <td>M5</td> <td>1</td> <td></td> <td></td> <td>2.332993 GHz</td> <td>-53.09 dBm</td> <td></td> <td></td> </tr> </tbody> </table> <p>Date: 30 MAR 2022 16:21:54</p>			Marker	Type	Ref	Trc	X-value	Y-value	Function	Function Result	M1	1			2.40287 GHz	1.70 dBm			M2	1			2.4 GHz	-54.94 dBm			M3	1			2.39 GHz	-55.31 dBm			M4	1			2.31 GHz	-54.85 dBm			M5	1			2.332993 GHz	-53.09 dBm		
Marker	Type	Ref	Trc	X-value	Y-value	Function	Function Result																																												
M1	1			2.40287 GHz	1.70 dBm																																														
M2	1			2.4 GHz	-54.94 dBm																																														
M3	1			2.39 GHz	-55.31 dBm																																														
M4	1			2.31 GHz	-54.85 dBm																																														
M5	1			2.332993 GHz	-53.09 dBm																																														
<p>CH78 No hopping mode</p>	 <table border="1" data-bbox="687 1825 1334 1937"> <thead> <tr> <th>Marker</th> <th>Type</th> <th>Ref</th> <th>Trc</th> <th>X-value</th> <th>Y-value</th> <th>Function</th> <th>Function Result</th> </tr> </thead> <tbody> <tr> <td>M1</td> <td>1</td> <td></td> <td></td> <td>2.479831 GHz</td> <td>3.26 dBm</td> <td></td> <td></td> </tr> <tr> <td>M2</td> <td>1</td> <td></td> <td></td> <td>2.4835 GHz</td> <td>-58.23 dBm</td> <td></td> <td></td> </tr> <tr> <td>M3</td> <td>1</td> <td></td> <td></td> <td>2.5 GHz</td> <td>-59.55 dBm</td> <td></td> <td></td> </tr> <tr> <td>M4</td> <td>1</td> <td></td> <td></td> <td>2.4869275 GHz</td> <td>-56.44 dBm</td> <td></td> <td></td> </tr> </tbody> </table> <p>Date: 31 MAR 2022 08:52:46</p>			Marker	Type	Ref	Trc	X-value	Y-value	Function	Function Result	M1	1			2.479831 GHz	3.26 dBm			M2	1			2.4835 GHz	-58.23 dBm			M3	1			2.5 GHz	-59.55 dBm			M4	1			2.4869275 GHz	-56.44 dBm										
Marker	Type	Ref	Trc	X-value	Y-value	Function	Function Result																																												
M1	1			2.479831 GHz	3.26 dBm																																														
M2	1			2.4835 GHz	-58.23 dBm																																														
M3	1			2.5 GHz	-59.55 dBm																																														
M4	1			2.4869275 GHz	-56.44 dBm																																														

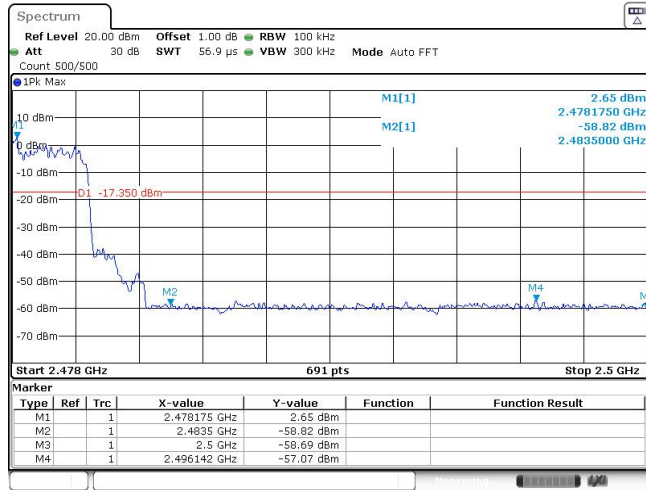
CH78
Hopping mode

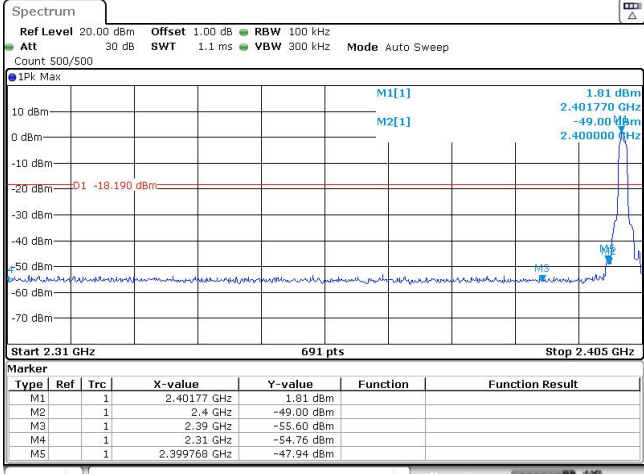
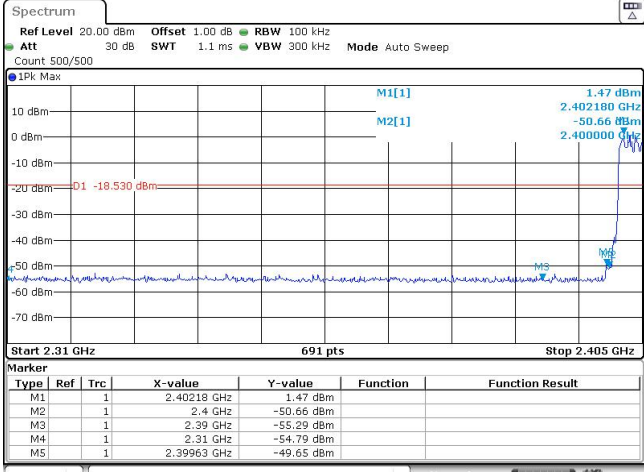
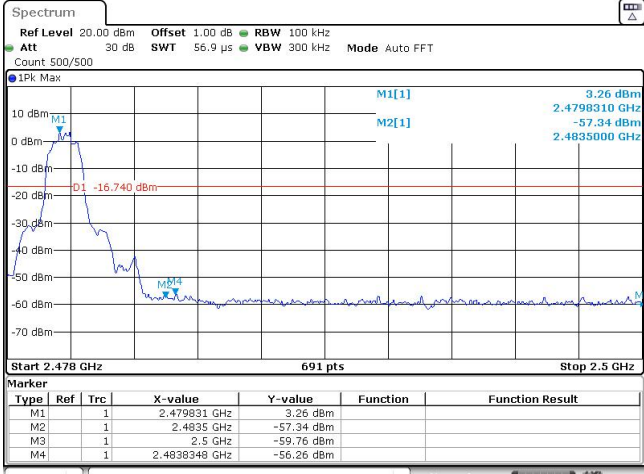


Date: 30 MAR 2022 16:22:08

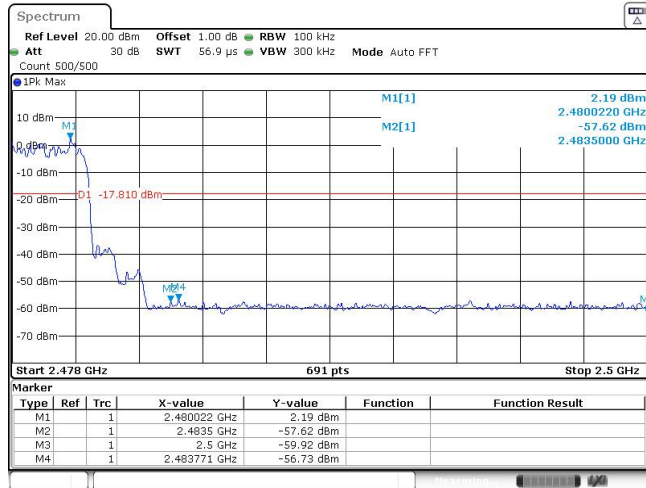
Test Item:	Band edge	Modulation type:	π/4DQPSK																																										
<p>CH00 No hopping mode</p>	 <p>Marker</p> <table border="1"> <thead> <tr> <th>Type</th> <th>Ref</th> <th>Trc</th> <th>X-value</th> <th>Y-value</th> <th>Function</th> <th>Function Result</th> </tr> </thead> <tbody> <tr> <td>M1</td> <td></td> <td>1</td> <td>2.40218 GHz</td> <td>2.83 dBm</td> <td></td> <td></td> </tr> <tr> <td>M2</td> <td></td> <td>1</td> <td>2.4 GHz</td> <td>-47.92 dBm</td> <td></td> <td></td> </tr> <tr> <td>M3</td> <td></td> <td>1</td> <td>2.39 GHz</td> <td>-55.46 dBm</td> <td></td> <td></td> </tr> <tr> <td>M4</td> <td></td> <td>1</td> <td>2.31 GHz</td> <td>-54.92 dBm</td> <td></td> <td></td> </tr> <tr> <td>M5</td> <td></td> <td>1</td> <td>2.399906 GHz</td> <td>-46.18 dBm</td> <td></td> <td></td> </tr> </tbody> </table> <p>Date: 31 MAR 2022 08:59:06</p>			Type	Ref	Trc	X-value	Y-value	Function	Function Result	M1		1	2.40218 GHz	2.83 dBm			M2		1	2.4 GHz	-47.92 dBm			M3		1	2.39 GHz	-55.46 dBm			M4		1	2.31 GHz	-54.92 dBm			M5		1	2.399906 GHz	-46.18 dBm		
Type	Ref	Trc	X-value	Y-value	Function	Function Result																																							
M1		1	2.40218 GHz	2.83 dBm																																									
M2		1	2.4 GHz	-47.92 dBm																																									
M3		1	2.39 GHz	-55.46 dBm																																									
M4		1	2.31 GHz	-54.92 dBm																																									
M5		1	2.399906 GHz	-46.18 dBm																																									
<p>CH00 Hopping mode</p>	 <p>Marker</p> <table border="1"> <thead> <tr> <th>Type</th> <th>Ref</th> <th>Trc</th> <th>X-value</th> <th>Y-value</th> <th>Function</th> <th>Function Result</th> </tr> </thead> <tbody> <tr> <td>M1</td> <td></td> <td>1</td> <td>2.40328 GHz</td> <td>1.63 dBm</td> <td></td> <td></td> </tr> <tr> <td>M2</td> <td></td> <td>1</td> <td>2.4 GHz</td> <td>-50.72 dBm</td> <td></td> <td></td> </tr> <tr> <td>M3</td> <td></td> <td>1</td> <td>2.39 GHz</td> <td>-56.36 dBm</td> <td></td> <td></td> </tr> <tr> <td>M4</td> <td></td> <td>1</td> <td>2.31 GHz</td> <td>-54.69 dBm</td> <td></td> <td></td> </tr> <tr> <td>M5</td> <td></td> <td>1</td> <td>2.399493 GHz</td> <td>-48.68 dBm</td> <td></td> <td></td> </tr> </tbody> </table> <p>Date: 30 MAR 2022 16:25:24</p>			Type	Ref	Trc	X-value	Y-value	Function	Function Result	M1		1	2.40328 GHz	1.63 dBm			M2		1	2.4 GHz	-50.72 dBm			M3		1	2.39 GHz	-56.36 dBm			M4		1	2.31 GHz	-54.69 dBm			M5		1	2.399493 GHz	-48.68 dBm		
Type	Ref	Trc	X-value	Y-value	Function	Function Result																																							
M1		1	2.40328 GHz	1.63 dBm																																									
M2		1	2.4 GHz	-50.72 dBm																																									
M3		1	2.39 GHz	-56.36 dBm																																									
M4		1	2.31 GHz	-54.69 dBm																																									
M5		1	2.399493 GHz	-48.68 dBm																																									
<p>CH78 No hopping mode</p>	 <p>Marker</p> <table border="1"> <thead> <tr> <th>Type</th> <th>Ref</th> <th>Trc</th> <th>X-value</th> <th>Y-value</th> <th>Function</th> <th>Function Result</th> </tr> </thead> <tbody> <tr> <td>M1</td> <td></td> <td>1</td> <td>2.480149 GHz</td> <td>3.10 dBm</td> <td></td> <td></td> </tr> <tr> <td>M2</td> <td></td> <td>1</td> <td>2.4835 GHz</td> <td>-57.17 dBm</td> <td></td> <td></td> </tr> <tr> <td>M3</td> <td></td> <td>1</td> <td>2.5 GHz</td> <td>-59.45 dBm</td> <td></td> <td></td> </tr> <tr> <td>M4</td> <td></td> <td>1</td> <td>2.4835159 GHz</td> <td>-57.41 dBm</td> <td></td> <td></td> </tr> </tbody> </table> <p>Date: 31 MAR 2022 08:55:07</p>			Type	Ref	Trc	X-value	Y-value	Function	Function Result	M1		1	2.480149 GHz	3.10 dBm			M2		1	2.4835 GHz	-57.17 dBm			M3		1	2.5 GHz	-59.45 dBm			M4		1	2.4835159 GHz	-57.41 dBm									
Type	Ref	Trc	X-value	Y-value	Function	Function Result																																							
M1		1	2.480149 GHz	3.10 dBm																																									
M2		1	2.4835 GHz	-57.17 dBm																																									
M3		1	2.5 GHz	-59.45 dBm																																									
M4		1	2.4835159 GHz	-57.41 dBm																																									

CH78
Hopping mode



Test Item:	Band edge	Modulation type:	8DPSK																																										
<p>CH00 No hopping mode</p>	 <p>Ref Level 20.00 dBm Offset 1.00 dB RBW 100 kHz Att 30 dB SWT 1.1 ms VBW 300 kHz Mode Auto Sweep Count 500/500</p> <p>1PK Max</p> <p>10 dBm M1[1] 1.81 dBm 2.40177 GHz 0 dBm M2[1] -49.00 dBm 2.40000 GHz -10 dBm -18.190 dBm -20 dBm -30 dBm -40 dBm -50 dBm -60 dBm -70 dBm</p> <p>Start 2.31 GHz 691 pts Stop 2.405 GHz</p> <table border="1"> <thead> <tr> <th>Type</th> <th>Ref</th> <th>Trc</th> <th>X-value</th> <th>Y-value</th> <th>Function</th> <th>Function Result</th> </tr> </thead> <tbody> <tr> <td>M1</td> <td>1</td> <td>1</td> <td>2.40177 GHz</td> <td>1.81 dBm</td> <td></td> <td></td> </tr> <tr> <td>M2</td> <td>1</td> <td>1</td> <td>2.4 GHz</td> <td>-49.00 dBm</td> <td></td> <td></td> </tr> <tr> <td>M3</td> <td>1</td> <td>1</td> <td>2.39 GHz</td> <td>-55.60 dBm</td> <td></td> <td></td> </tr> <tr> <td>M4</td> <td>1</td> <td>1</td> <td>2.31 GHz</td> <td>-54.76 dBm</td> <td></td> <td></td> </tr> <tr> <td>M5</td> <td>1</td> <td>1</td> <td>2.399768 GHz</td> <td>-47.94 dBm</td> <td></td> <td></td> </tr> </tbody> </table> <p>Date: 30 MAR 2022 16:47:24</p>			Type	Ref	Trc	X-value	Y-value	Function	Function Result	M1	1	1	2.40177 GHz	1.81 dBm			M2	1	1	2.4 GHz	-49.00 dBm			M3	1	1	2.39 GHz	-55.60 dBm			M4	1	1	2.31 GHz	-54.76 dBm			M5	1	1	2.399768 GHz	-47.94 dBm		
Type	Ref	Trc	X-value	Y-value	Function	Function Result																																							
M1	1	1	2.40177 GHz	1.81 dBm																																									
M2	1	1	2.4 GHz	-49.00 dBm																																									
M3	1	1	2.39 GHz	-55.60 dBm																																									
M4	1	1	2.31 GHz	-54.76 dBm																																									
M5	1	1	2.399768 GHz	-47.94 dBm																																									
<p>CH00 Hopping mode</p>	 <p>Ref Level 20.00 dBm Offset 1.00 dB RBW 100 kHz Att 30 dB SWT 1.1 ms VBW 300 kHz Mode Auto Sweep Count 500/500</p> <p>1PK Max</p> <p>10 dBm M1[1] 1.47 dBm 2.402180 GHz 0 dBm M2[1] -50.66 dBm 2.400000 GHz -10 dBm -18.530 dBm -20 dBm -30 dBm -40 dBm -50 dBm -60 dBm -70 dBm</p> <p>Start 2.31 GHz 691 pts Stop 2.405 GHz</p> <table border="1"> <thead> <tr> <th>Type</th> <th>Ref</th> <th>Trc</th> <th>X-value</th> <th>Y-value</th> <th>Function</th> <th>Function Result</th> </tr> </thead> <tbody> <tr> <td>M1</td> <td>1</td> <td>1</td> <td>2.40218 GHz</td> <td>1.47 dBm</td> <td></td> <td></td> </tr> <tr> <td>M2</td> <td>1</td> <td>1</td> <td>2.4 GHz</td> <td>-50.66 dBm</td> <td></td> <td></td> </tr> <tr> <td>M3</td> <td>1</td> <td>1</td> <td>2.39 GHz</td> <td>-55.29 dBm</td> <td></td> <td></td> </tr> <tr> <td>M4</td> <td>1</td> <td>1</td> <td>2.31 GHz</td> <td>-54.79 dBm</td> <td></td> <td></td> </tr> <tr> <td>M5</td> <td>1</td> <td>1</td> <td>2.39963 GHz</td> <td>-49.65 dBm</td> <td></td> <td></td> </tr> </tbody> </table> <p>Date: 30 MAR 2022 16:28:59</p>			Type	Ref	Trc	X-value	Y-value	Function	Function Result	M1	1	1	2.40218 GHz	1.47 dBm			M2	1	1	2.4 GHz	-50.66 dBm			M3	1	1	2.39 GHz	-55.29 dBm			M4	1	1	2.31 GHz	-54.79 dBm			M5	1	1	2.39963 GHz	-49.65 dBm		
Type	Ref	Trc	X-value	Y-value	Function	Function Result																																							
M1	1	1	2.40218 GHz	1.47 dBm																																									
M2	1	1	2.4 GHz	-50.66 dBm																																									
M3	1	1	2.39 GHz	-55.29 dBm																																									
M4	1	1	2.31 GHz	-54.79 dBm																																									
M5	1	1	2.39963 GHz	-49.65 dBm																																									
<p>CH78 No hopping mode</p>	 <p>Ref Level 20.00 dBm Offset 1.00 dB RBW 100 kHz Att 30 dB SWT 56.9 μs VBW 300 kHz Mode Auto FFT Count 500/500</p> <p>1PK Max</p> <p>10 dBm M1[1] 3.26 dBm 2.4798310 GHz 0 dBm M2[1] -57.34 dBm 2.4835000 GHz -10 dBm -16.740 dBm -20 dBm -30 dBm -40 dBm -50 dBm -60 dBm -70 dBm</p> <p>Start 2.478 GHz 691 pts Stop 2.5 GHz</p> <table border="1"> <thead> <tr> <th>Type</th> <th>Ref</th> <th>Trc</th> <th>X-value</th> <th>Y-value</th> <th>Function</th> <th>Function Result</th> </tr> </thead> <tbody> <tr> <td>M1</td> <td>1</td> <td>1</td> <td>2.479831 GHz</td> <td>3.26 dBm</td> <td></td> <td></td> </tr> <tr> <td>M2</td> <td>1</td> <td>1</td> <td>2.4835 GHz</td> <td>-57.34 dBm</td> <td></td> <td></td> </tr> <tr> <td>M3</td> <td>1</td> <td>1</td> <td>2.5 GHz</td> <td>-59.76 dBm</td> <td></td> <td></td> </tr> <tr> <td>M4</td> <td>1</td> <td>1</td> <td>2.4838348 GHz</td> <td>-56.26 dBm</td> <td></td> <td></td> </tr> </tbody> </table> <p>Date: 30 MAR 2022 16:42:31</p>			Type	Ref	Trc	X-value	Y-value	Function	Function Result	M1	1	1	2.479831 GHz	3.26 dBm			M2	1	1	2.4835 GHz	-57.34 dBm			M3	1	1	2.5 GHz	-59.76 dBm			M4	1	1	2.4838348 GHz	-56.26 dBm									
Type	Ref	Trc	X-value	Y-value	Function	Function Result																																							
M1	1	1	2.479831 GHz	3.26 dBm																																									
M2	1	1	2.4835 GHz	-57.34 dBm																																									
M3	1	1	2.5 GHz	-59.76 dBm																																									
M4	1	1	2.4838348 GHz	-56.26 dBm																																									

CH78
Hoppig mode



Date: 30 MAR 2022 16:29:12