

# APPENDIX REPORT

Project No.	SHT2203115003EW	Radio Specification	Bluetooth EDR
Test sample No.	YPHT22031150005	Model No.	RS10
Start test date	2022-04-11	Finish date	2022-04-13
Temperature	24.4℃	Humidity	37%
Test Engineer	Xiaoqin Li	Auditor	Xiaodong Zheo

Appendix clause	Test item	Result
A	Peak Output Power	PASS
B	20 dB Bandwidth	PASS
C	99% Occupied Bandwidth	PASS
D	Carrier Frequencies Separation	PASS
E	Hopping Channel Number	PASS
F	Dwell Time	PASS
G	Duty Cycle Correction Factor (DCCF)	PASS
H	Band edge and Spurious Emissions(coducted)	PASS

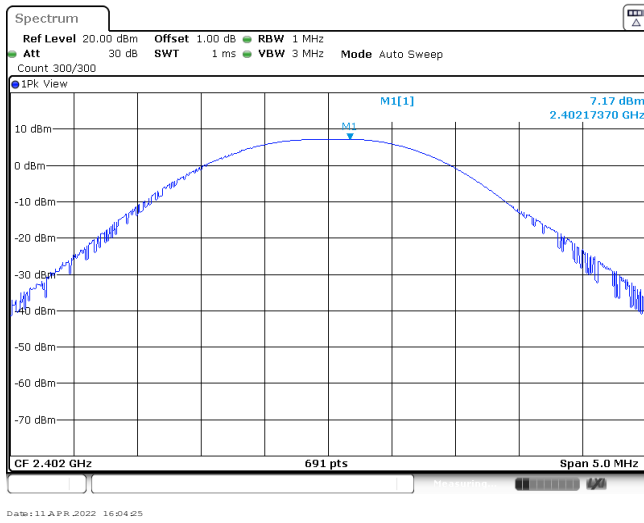
**Appendix A: Peak Output Power**

Modulation type	Channel	Peak Output power (dBm)	Average Output power (dBm)	Limit (dBm)	Result
GFSK	00	7.17	7.15	≤ 30.00	Pass
	39	7.90	7.87		
	78	6.88	6.83		
π/4DQPSK	00	8.84	7.88	≤ 21.00	Pass
	39	9.84	8.58		
	78	8.51	7.64		
8DPSK	00	8.85	7.76	≤ 21.00	Pass
	39	10.00	8.53		
	78	8.62	7.55		

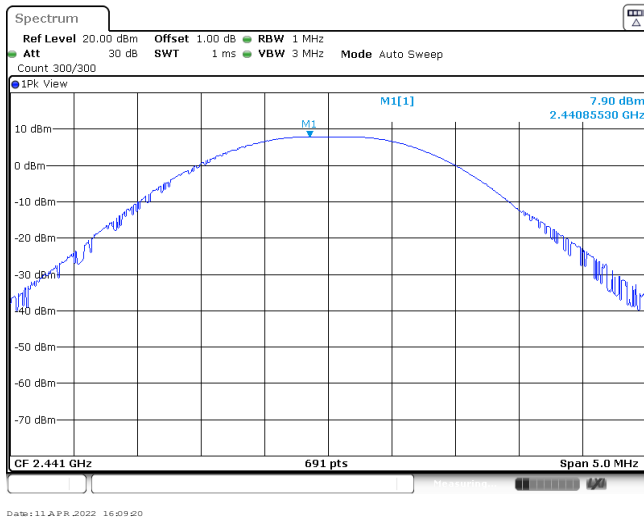
Modulation Type:

GFSK

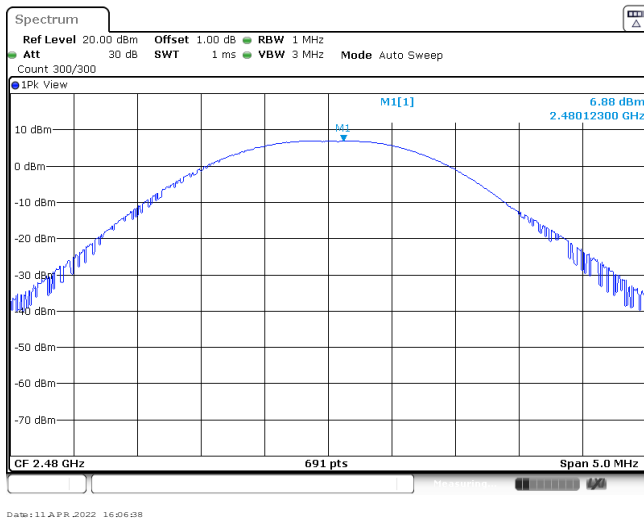
CH00



CH39



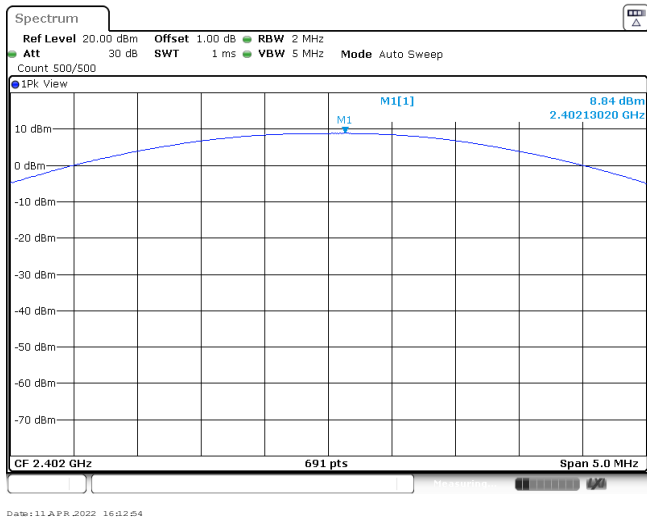
CH78



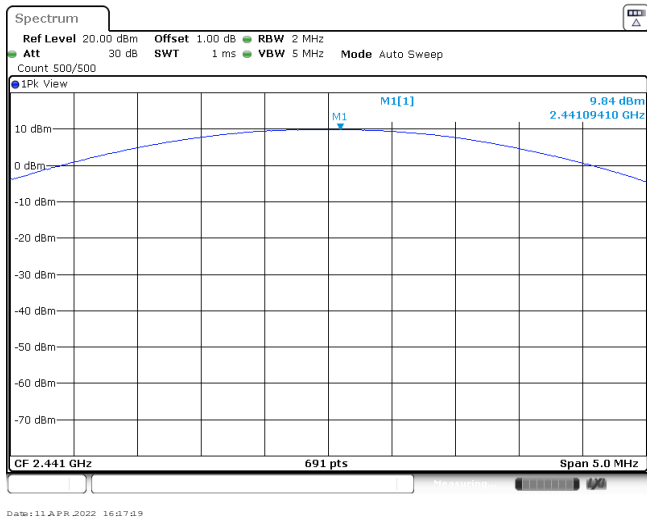
Modulation Type:

$\pi/4$ DQPSK

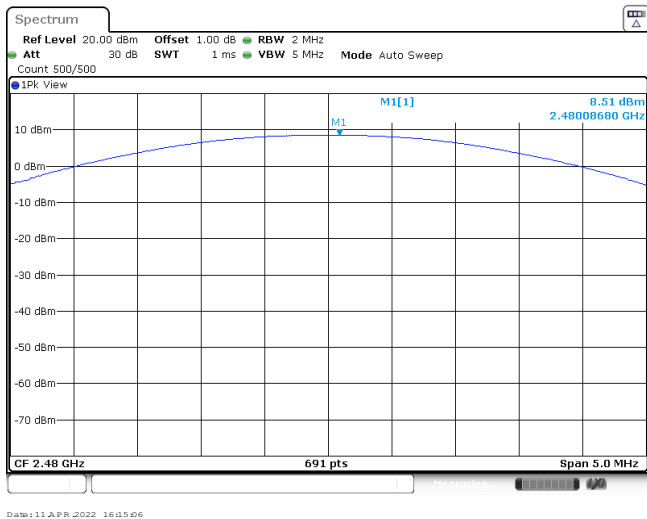
CH00



CH39



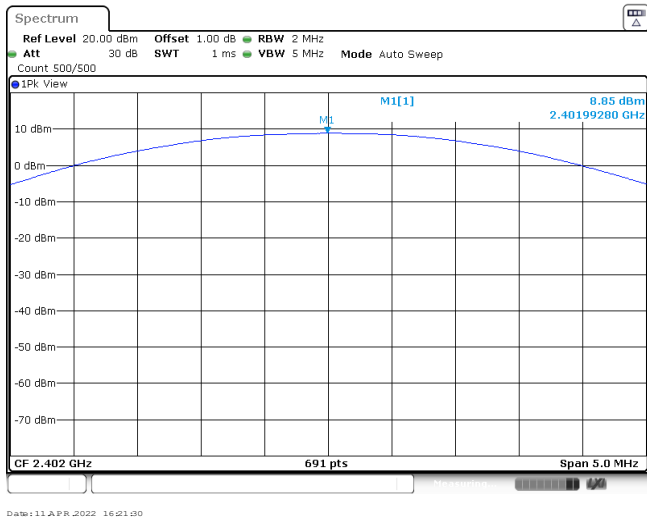
CH78



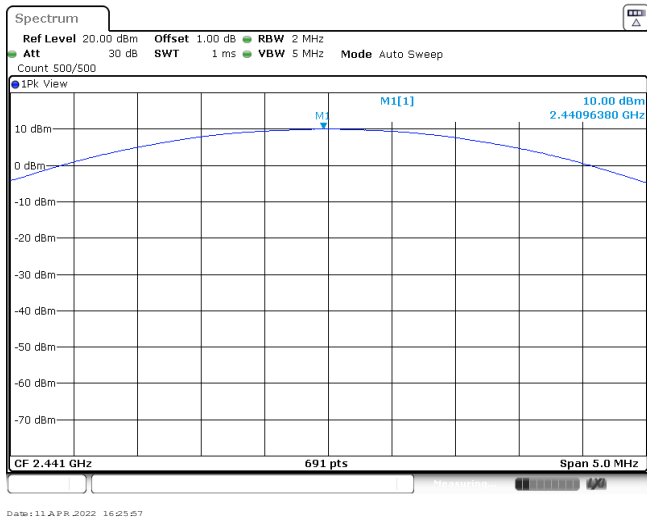
Modulation Type:

8DPSK

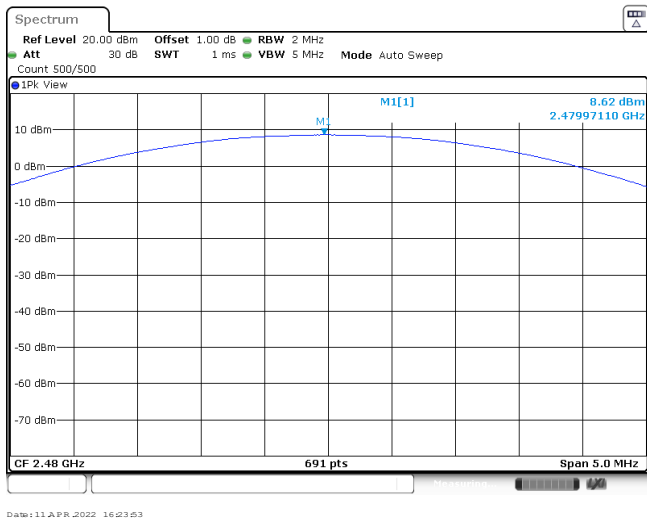
CH00



CH39



CH78

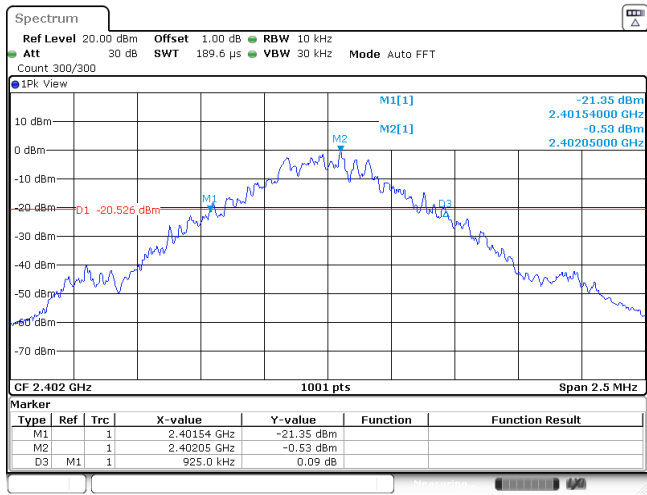


**Appendix B : 20 dB Bandwidth**

Modulation type	Channel	20 dB Bandwidth (kHz)	Limit (kHz)	Result
GFSK	00	925.00	-	Pass
	39	925.00		
	78	925.00		
$\pi/4$ DQPSK	00	1285.00	-	Pass
	39	1282.50		
	78	1282.50		
8DPSK	00	1292.50	-	Pass
	39	1292.50		
	78	1292.50		

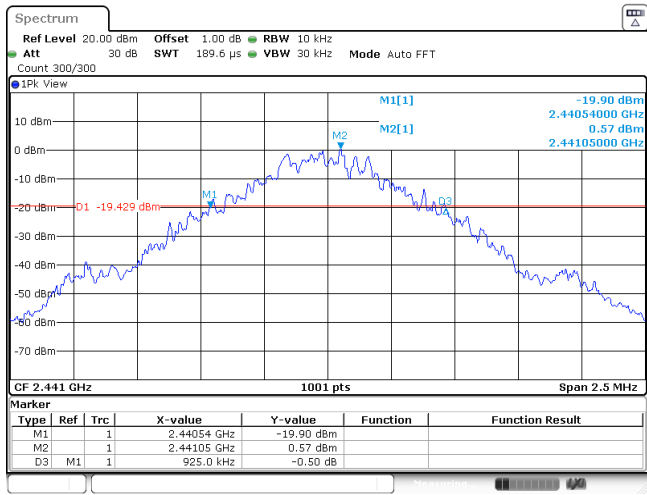
**Modulation Type: GFSK**

CH00



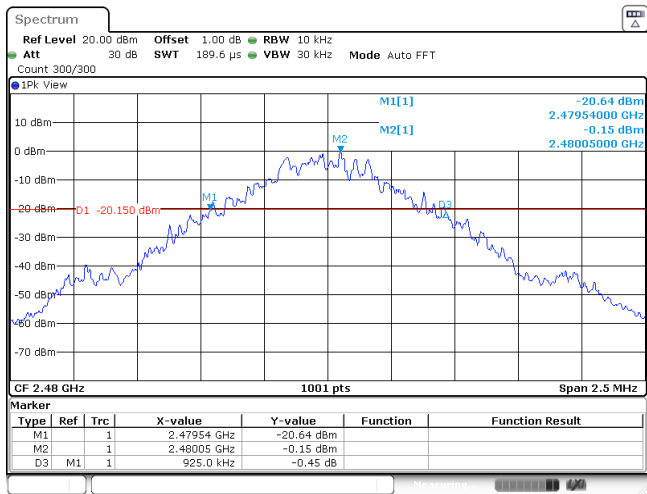
Date: 13 APR 2022 15:08:43

CH39



Date: 13 APR 2022 15:09:29

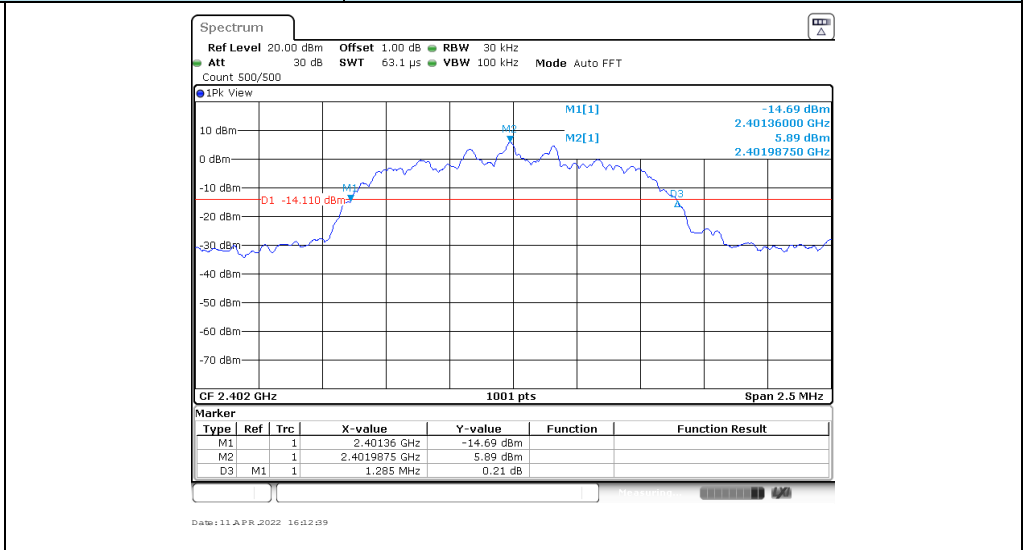
CH78



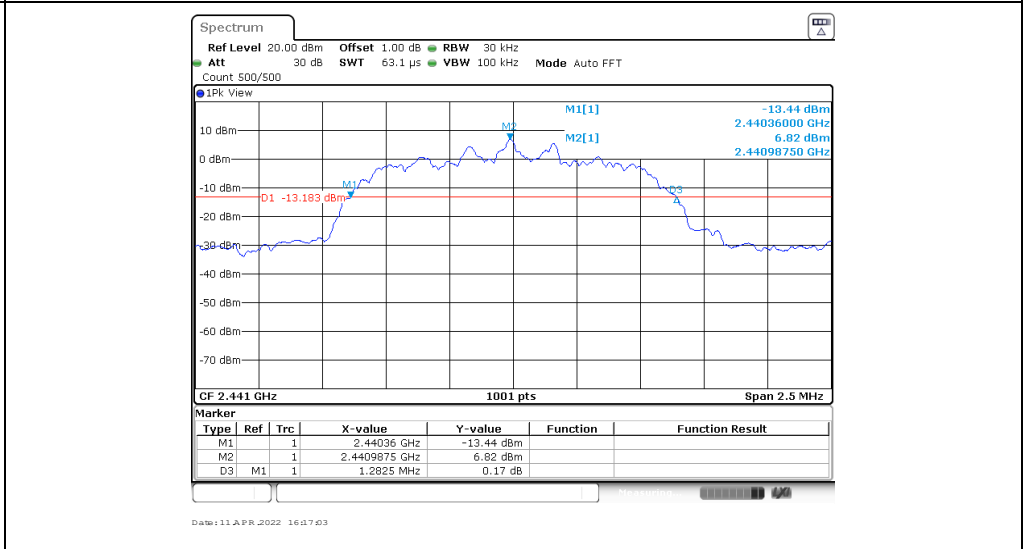
Date: 13 APR 2022 15:09:56

**Modulation Type:**  **$\pi/4$ DQPSK**

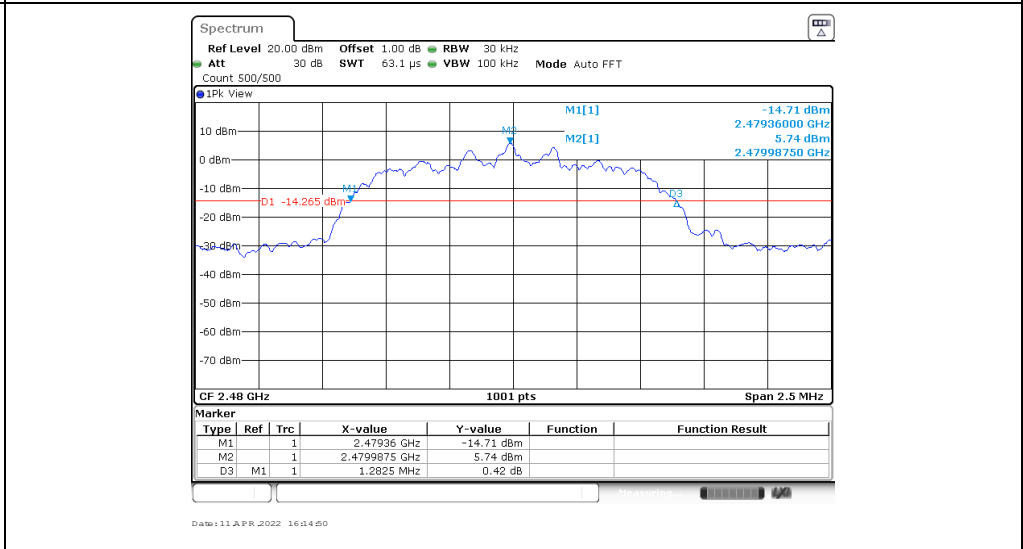
CH00



CH39



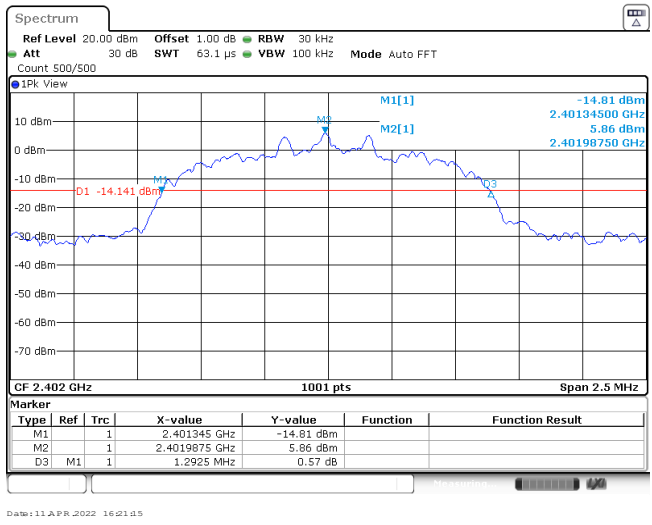
CH78



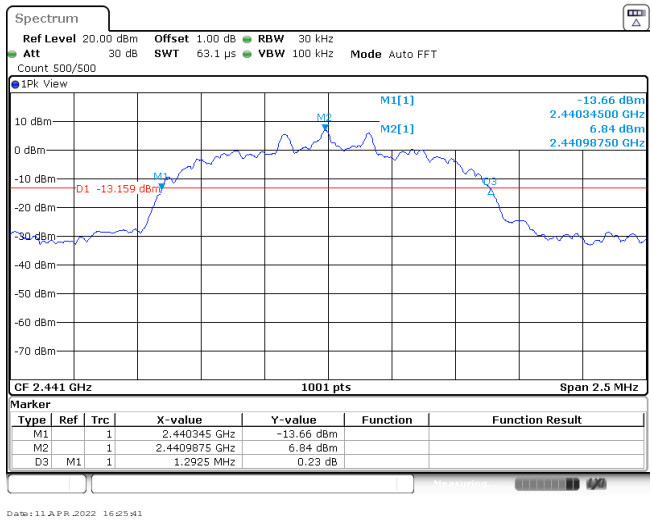


**Modulation Type: 8DPSK**

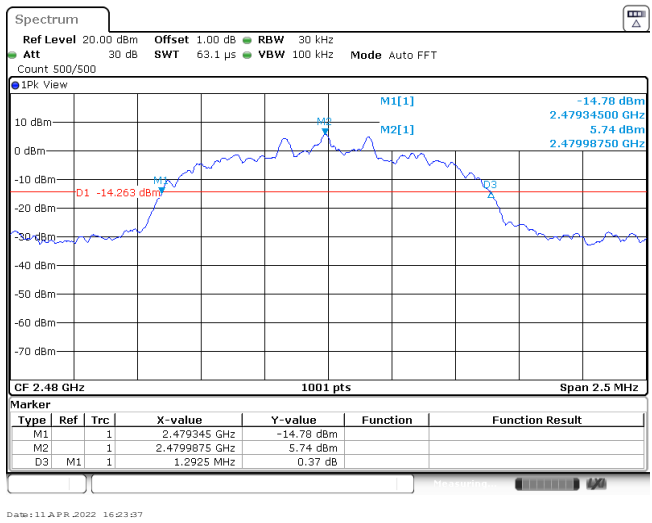
CH00



CH39



CH78



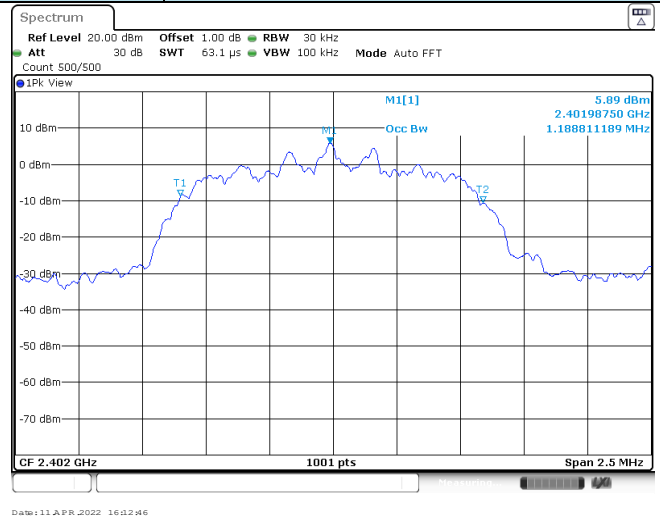
**Appendix C: 99% Occupied Bandwidth**

Modulation type	Channel	99% Occupied Bandwidth (MHz)	Limit (MHz)	Result
GFSK	00	0.92	-	Pass
	39	0.92		
	78	0.93		
$\pi/4$ DQPSK	00	1.19	-	Pass
	39	1.18		
	78	1.19		
8DPSK	00	1.19	-	Pass
	39	1.19		
	78	1.19		

Modulation Type: GFSK	
CH00	<p>CF 2.402 GHz 1001 pts Span 2.5 MHz</p> <p>6.58 dBm 2.40183020 GHz 924.075924076 kHz</p>
CH39	<p>CF 2.441 GHz 1001 pts Span 2.5 MHz</p> <p>7.56 dBm 2.44083020 GHz 924.075924076 kHz</p>
CH78	<p>CF 2.48 GHz 1001 pts Span 2.5 MHz</p> <p>6.39 dBm 2.47983020 GHz 926.573426574 kHz</p>

Modulation Type:  $\pi/4$ DQPSK

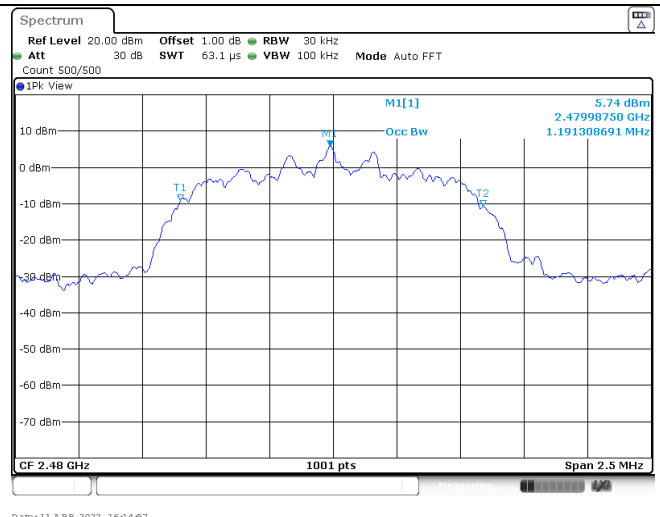
CH00



CH39



CH78



Modulation Type: 8DPSK	
CH00	<p>CF 2.402 GHz 1001 pts Span 2.5 MHz</p> <p>Date: 11 APR 2022 16:21:22</p>
CH39	<p>CF 2.441 GHz 1001 pts Span 2.5 MHz</p> <p>Date: 11 APR 2022 16:25:48</p>
CH78	<p>CF 2.48 GHz 1001 pts Span 2.5 MHz</p> <p>Date: 11 APR 2022 16:23:45</p>

**Appendix D: Carrier Frequencies Separation**

Modulation type	Channel	Carrier Frequencies Separation (MHz)	Limit (kHz) *	Result
GFSK	39	1.00	≥925.00	Pass
$\pi/4$ DQPSK	39	1.00	≥856.67	Pass
8DPSK	39	1.00	≥861.67	Pass

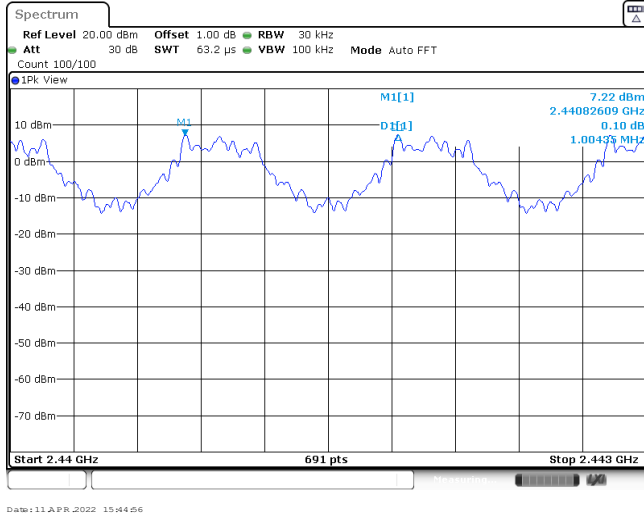
**Note:**

\*: GFSK limit = The maximum 20 dB Bandwidth for GFSK modulation on the appendix B.

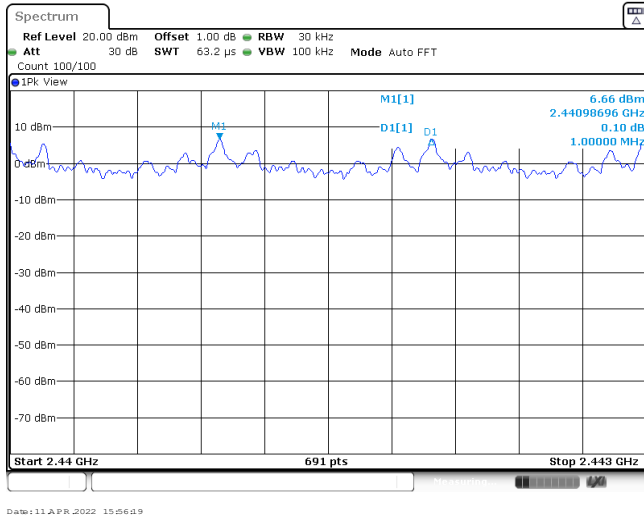
$\pi/4$ DQPSK limit =  $2/3$  \* The maximum 20 dB Bandwidth for  $\pi/4$ DQPSK modulation on the appendix B.

8DPSK limit =  $2/3$  \* The maximum 20 dB Bandwidth for 8DPSK modulation on the appendix B

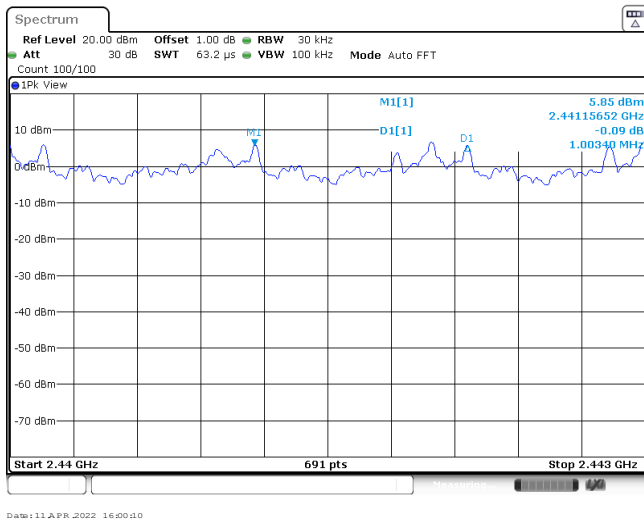
GFSK



$\pi/4$ DQPSK



8DPSK

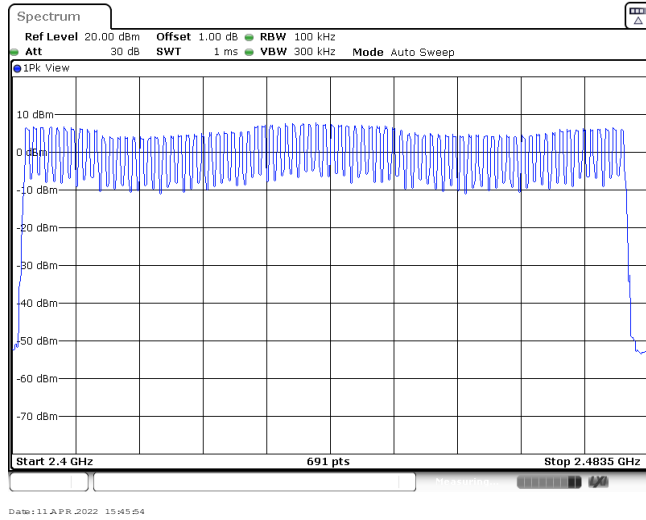


**Appendix E: Hopping Channel Number**

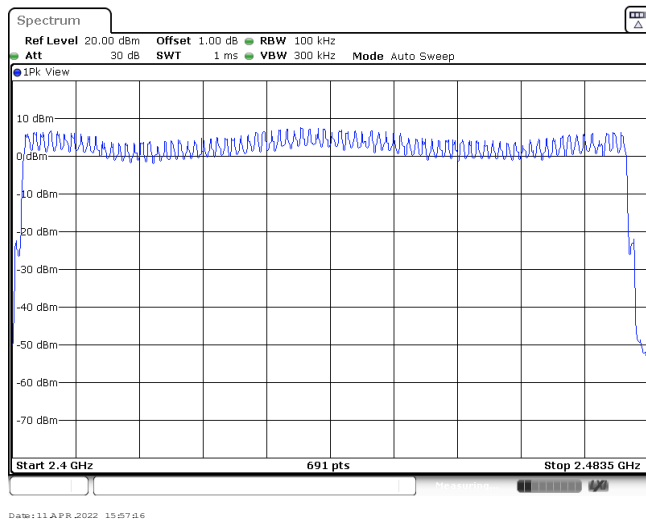
Modulation type	Channel number	Limit	Result
GFSK	79	≥15.00	Pass
π/4DQPSK	79		
8DPSK	79		



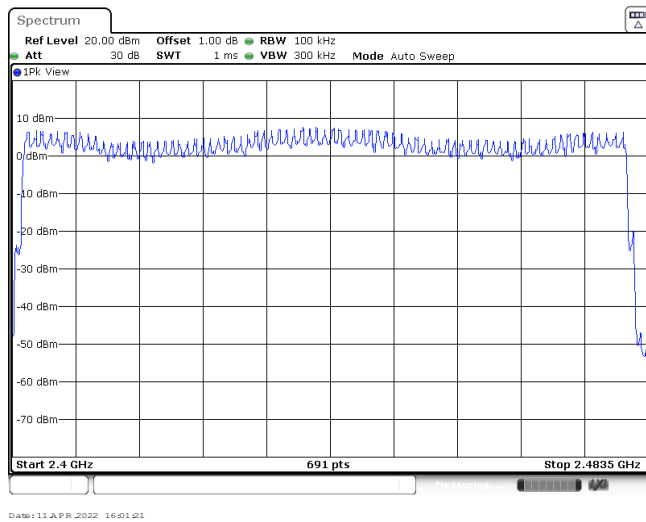
GFSK



$\pi/4$ DQPSK



8DPSK

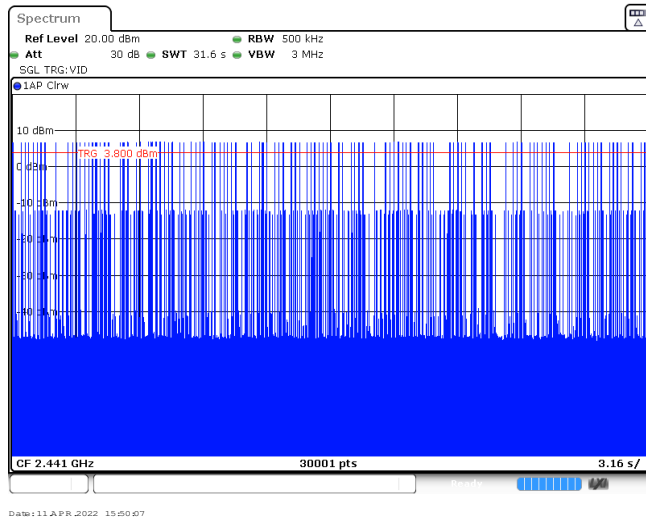


**Appendix F: Dwell Time**

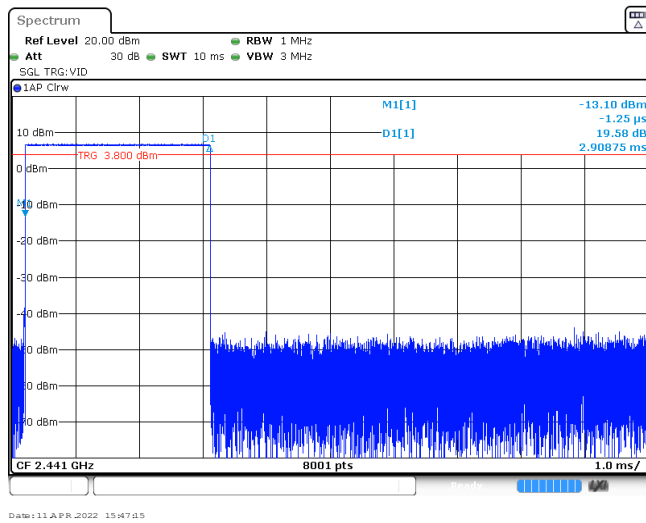
Modulation type	Packet	Burst Width [ms]	Total Hops[hop*ch]	Dwell time (Second)	Limit (Second)	Result
GFSK	DH1	0.40	315	0.13	≤ 0.40	Pass
	DH3	1.66	159	0.26		
	DH5	2.91	110	0.32		
π/4DQPSK	2DH1	0.40	313	0.12	≤ 0.40	Pass
	2DH3	1.65	163	0.27		
	2DH5	2.90	108	0.31		
8DPSK	3DH1	0.39	317	0.13	≤ 0.40	Pass
	3DH3	1.65	151	0.25		
	3DH5	2.90	116	0.34		

Modulation Type: GFSK	
DH1 Burst width	<p>                     Spectrum                      Ref Level 20.00 dBm    RBW 1 MHz                      Att 30 dB    VSW 10 ms    VBW 3 MHz                      SGL TRG:VID                      1AP Cirw                      TRG 3.800 dBm                      M1[1] 4.81 dBm                      D1[1] 0.0000000 s                      1.63 dB                      403.75 μs                      CF 2.441 GHz    8001 pts    1.0 ms/                 </p> <p>Date: 11 APR 2022 15:48:06</p>
DH1 Burst number	<p>                     Spectrum                      Ref Level 20.00 dBm    RBW 500 kHz                      Att 30 dB    VSW 31.6 s    VBW 3 MHz                      SGL TRG:VID                      1AP Cirw                      TRG 3.800 dBm                      CF 2.441 GHz    30001 pts    3.16 s/                 </p> <p>Date: 11 APR 2022 15:49:09</p>
DH3 Burst width	<p>                     Spectrum                      Ref Level 20.00 dBm    RBW 1 MHz                      Att 30 dB    VSW 10 ms    VBW 3 MHz                      SGL TRG:VID                      1AP Cirw                      TRG 3.800 dBm                      M1[1] -9.45 dBm                      D1[1] -1.25 μs                      15.95 dB                      1.66000 ms                      CF 2.441 GHz    8001 pts    1.0 ms/                 </p> <p>Date: 11 APR 2022 15:49:04</p>

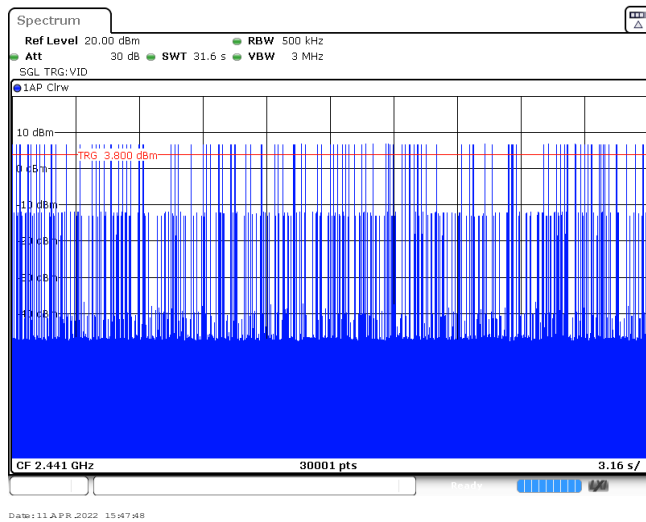
DH3  
Burst number



DH5  
Burst width

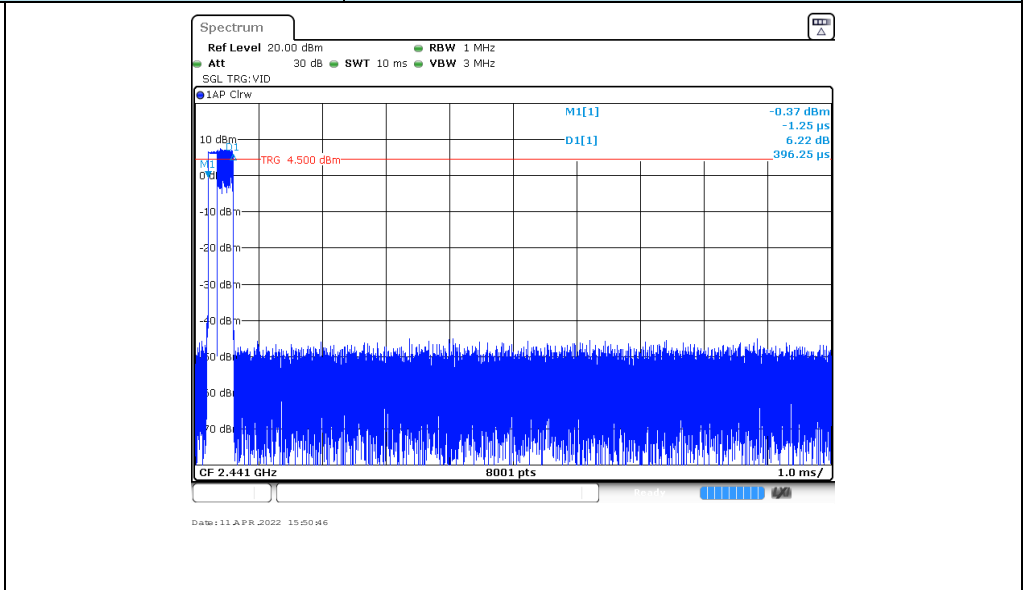


DH5  
Burst number

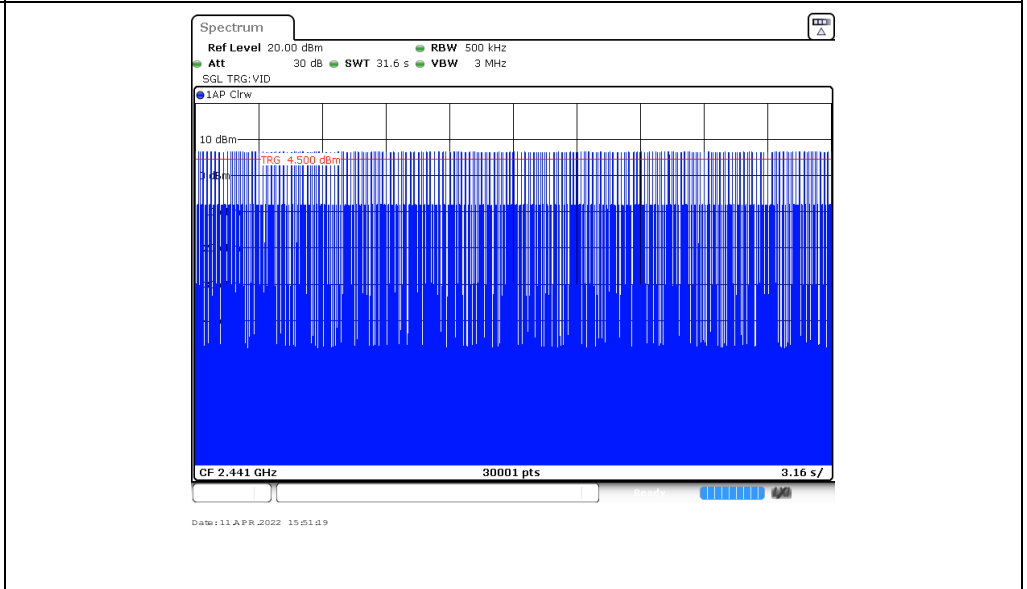


**Modulation Type:**  **$\pi/4$ QPSK**

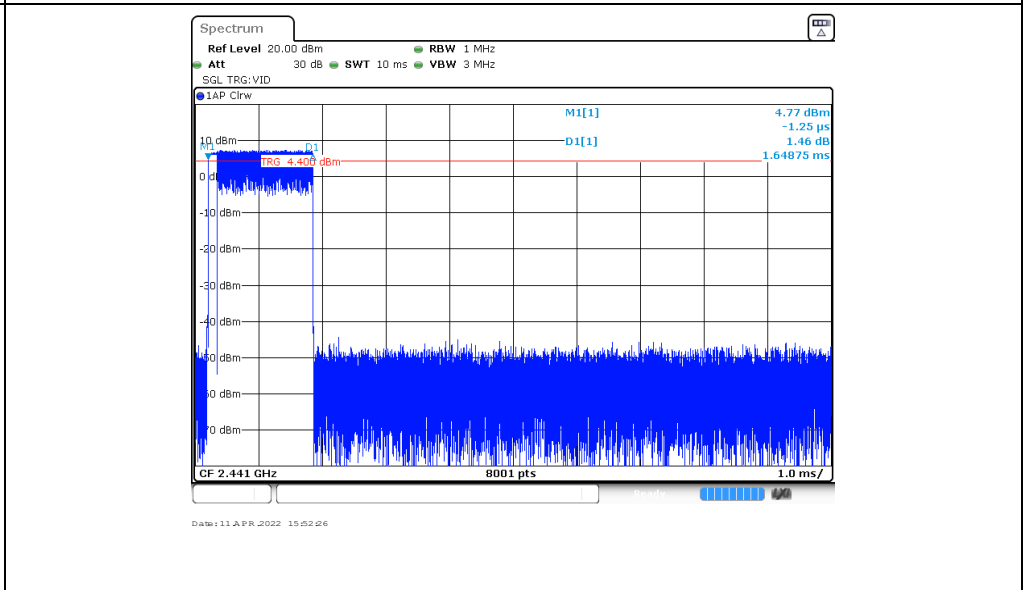
2DH1  
Burst width



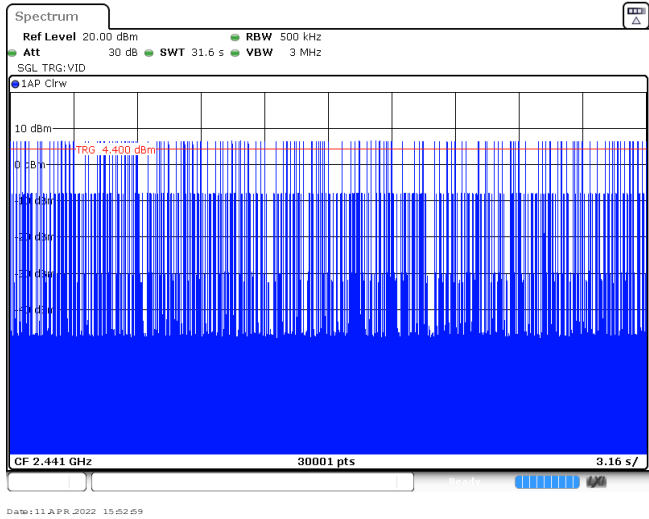
2DH1  
Burst number



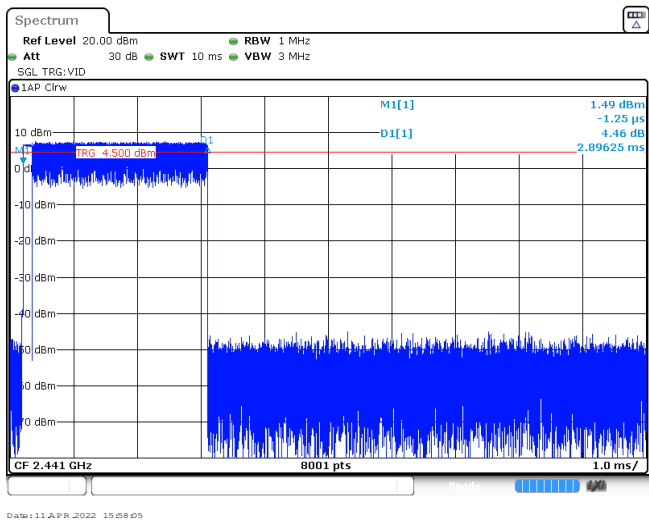
2DH3  
Burst width



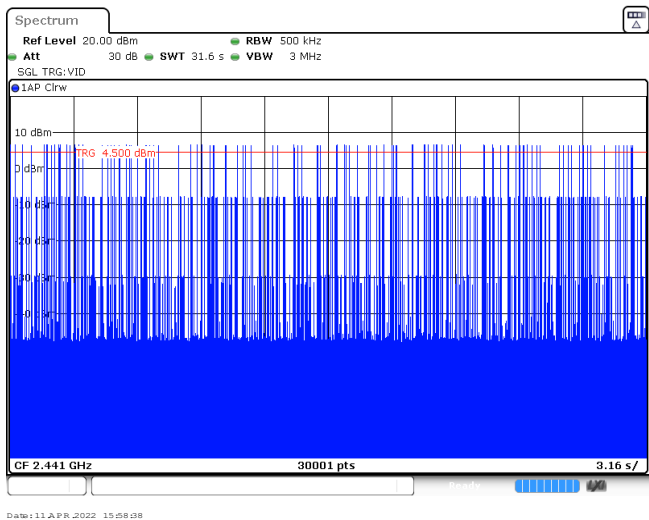
2DH3  
Burst number



2DH5  
Burst width

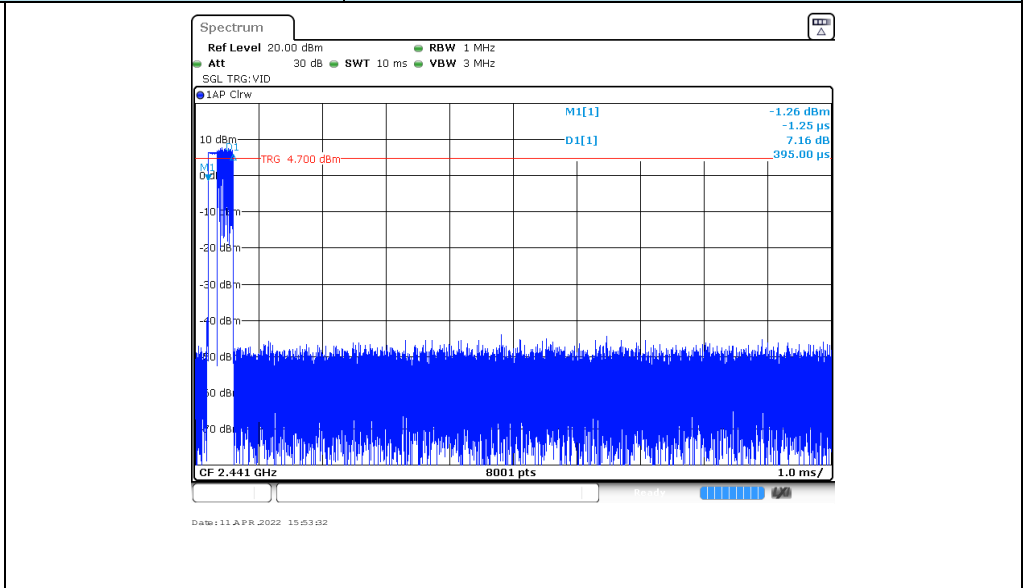


2DH5  
Burst number

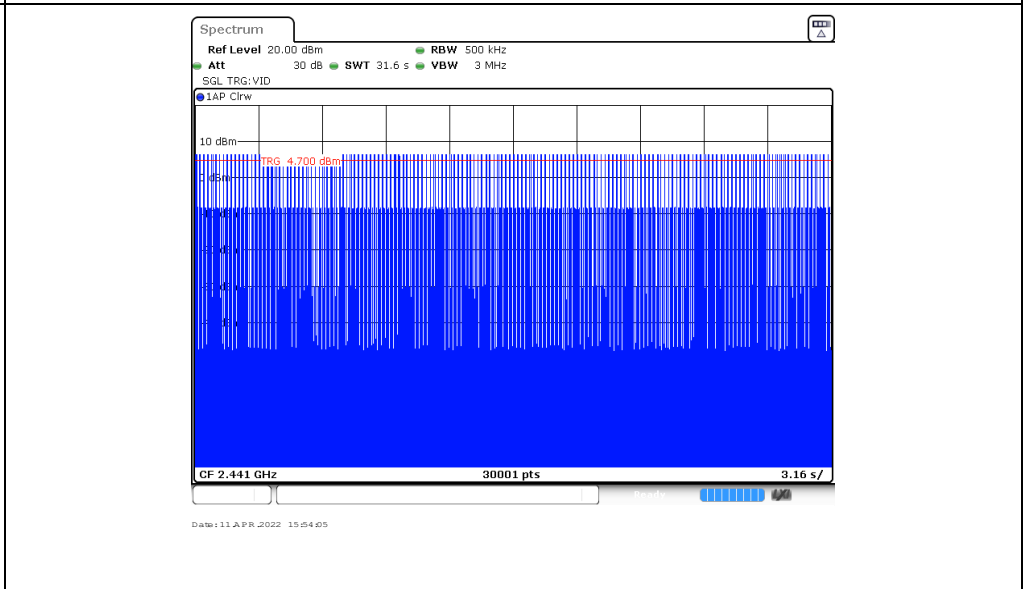


**Modulation Type: 8DPSK**

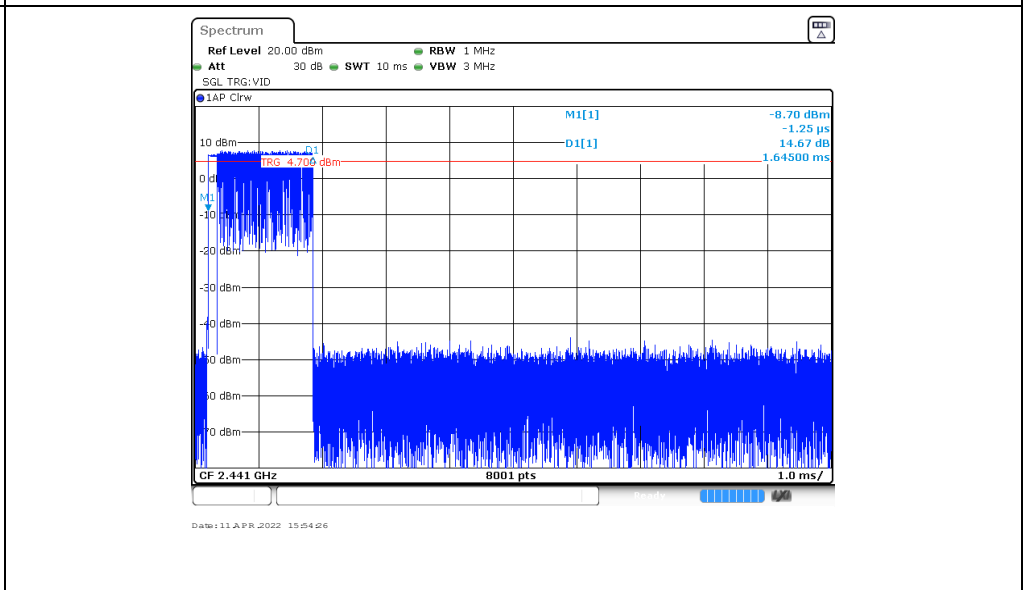
3DH1  
Burst width



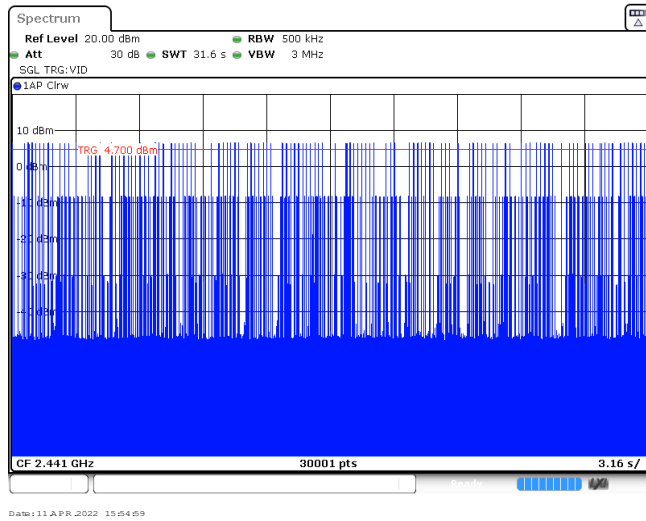
3DH1  
Burst number



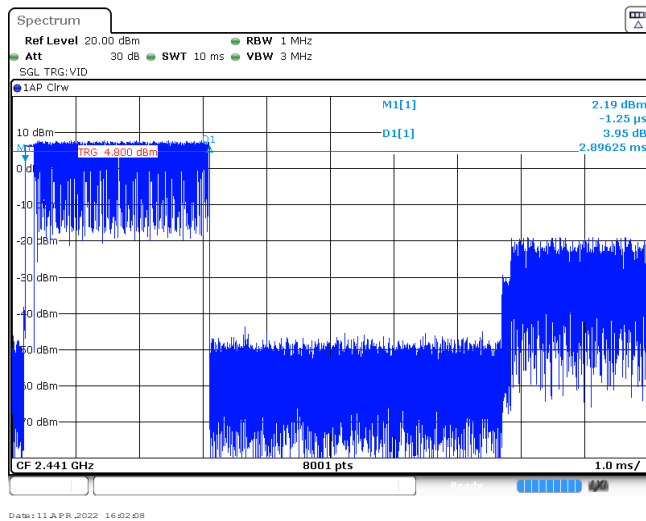
3DH3  
Burst width



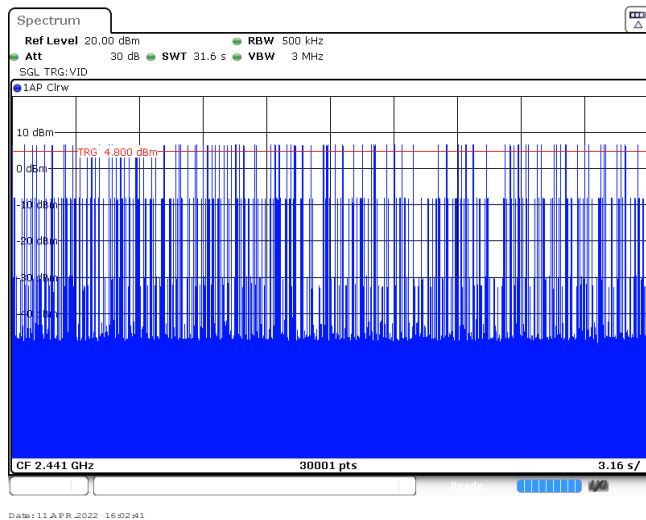
3DH3  
Burst number



3DH5  
Burst width



3DH5  
Burst number



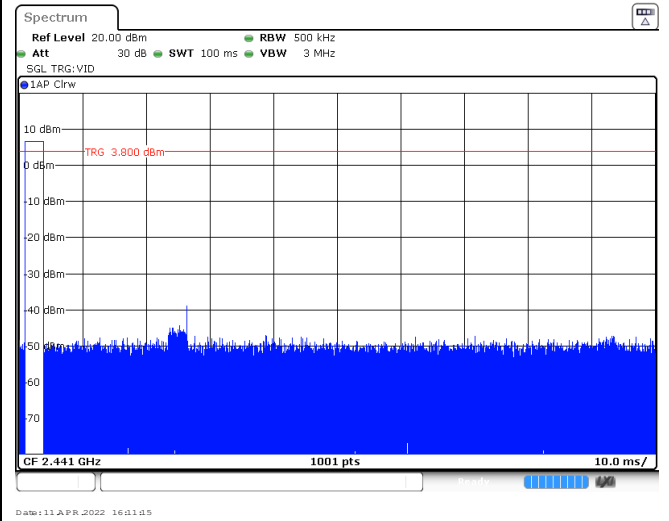
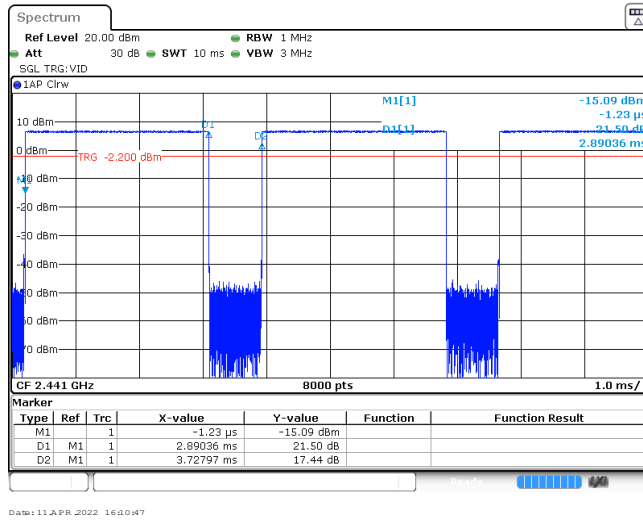


**Appendix G: Duty Cycle Correction Factor (DCCF)****DCCF Calculate Formula**

$$\text{DCCF} = 20 * \text{Log}(\text{duty cycle}) = 20 * \text{Log}(T_{\text{on time}} / T_{\text{period}})$$

Modulation type	Test Frequency (MHz)	T <sub>on time</sub> for single burst [ms]	T <sub>period</sub> [ms]	Burst Quantity	DCCF [dB]
GFSK	2441	2.89	100	1	-30.78
$\pi/4$ DQPSK	2441	2.87	100	1	-30.84
8DPSK	2441	2.88	100	1	-30.81

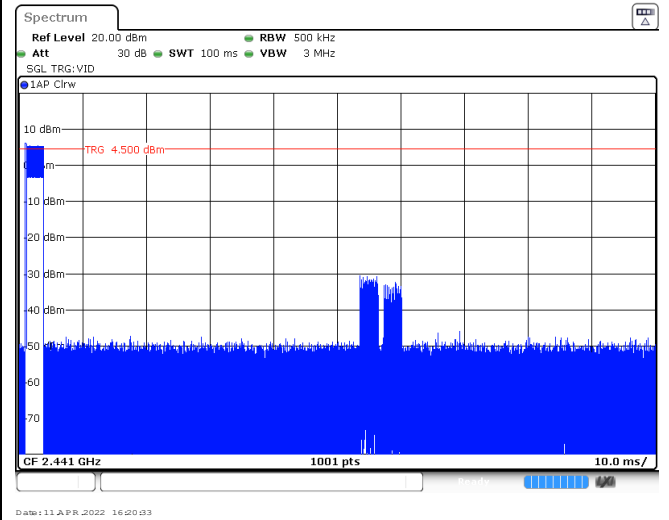
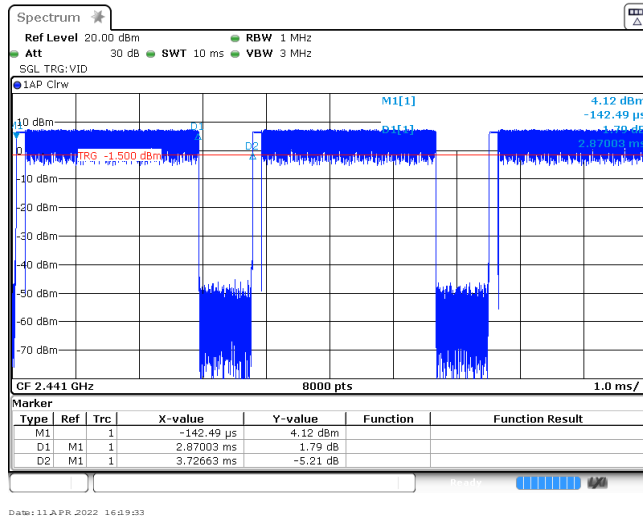
GFSK



T<sub>on</sub> time for single burst

Burst Quantity

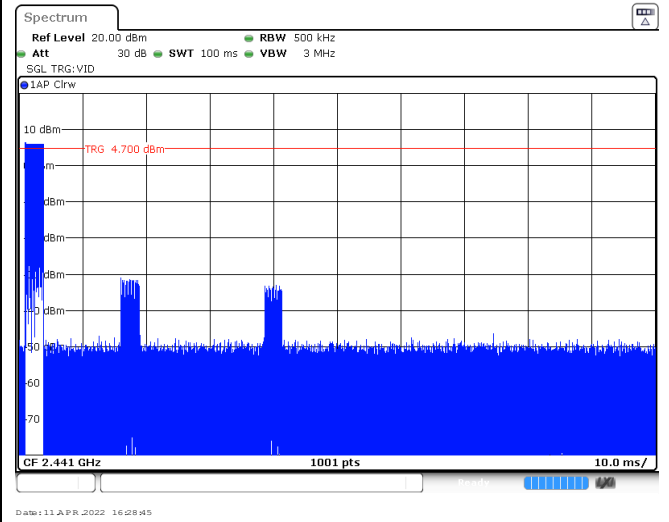
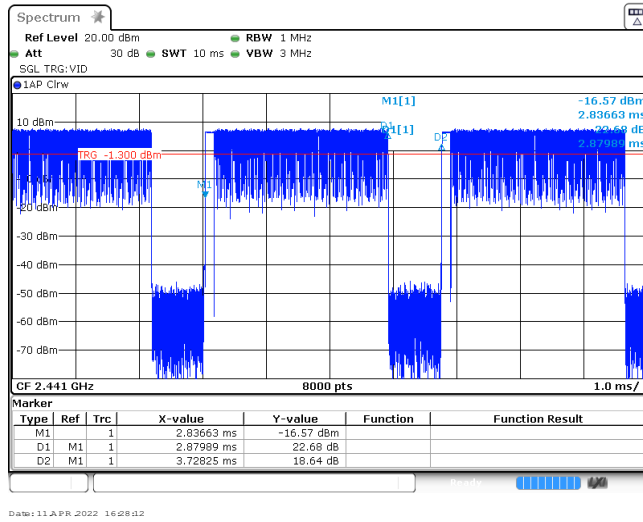
$\pi/4$  DQPSK



T<sub>on</sub> time for single burst

Burst Quantity

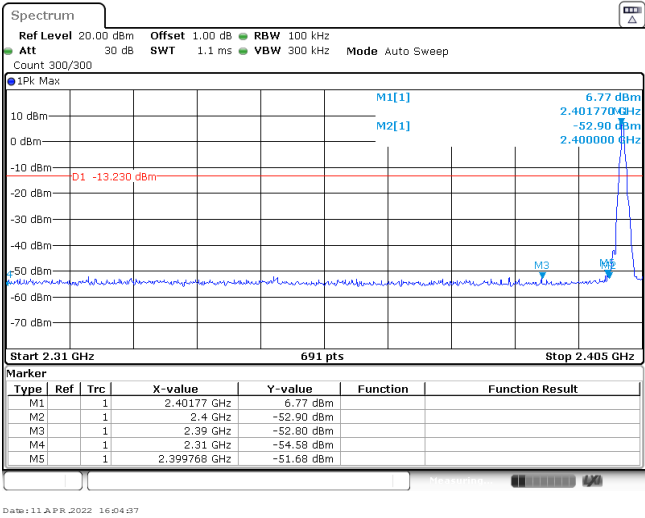
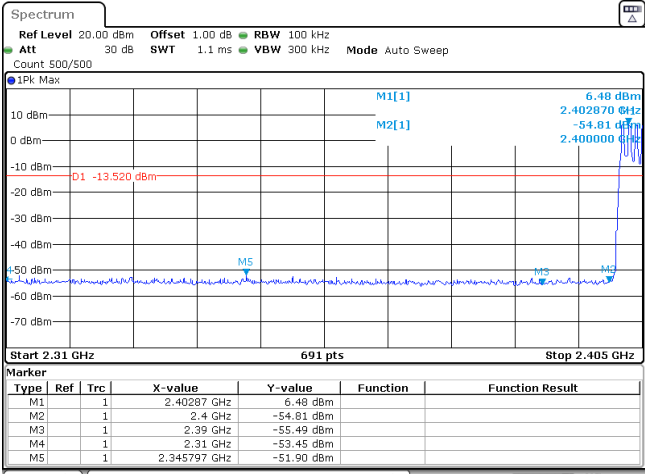
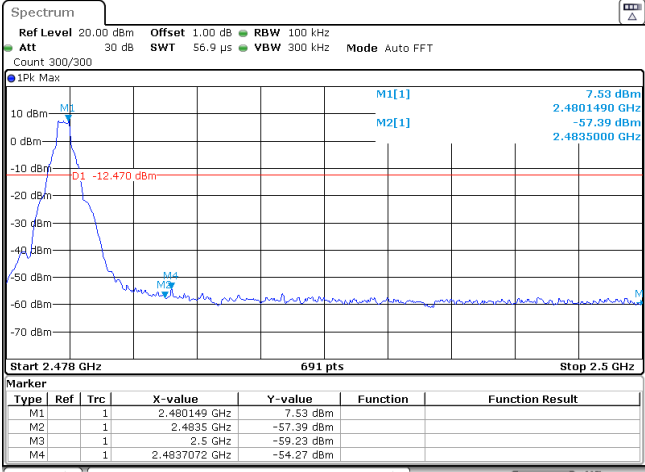
8DPSK



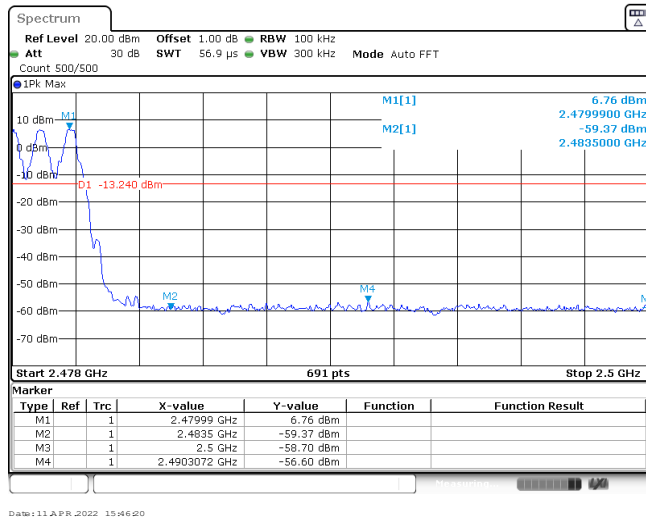
T<sub>on</sub> time for single burst

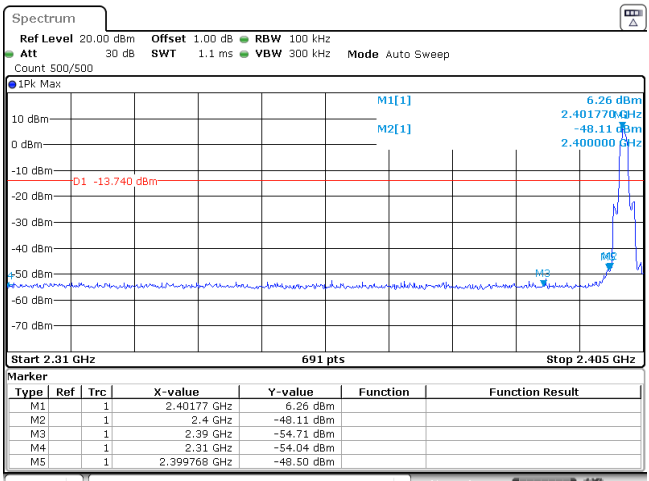
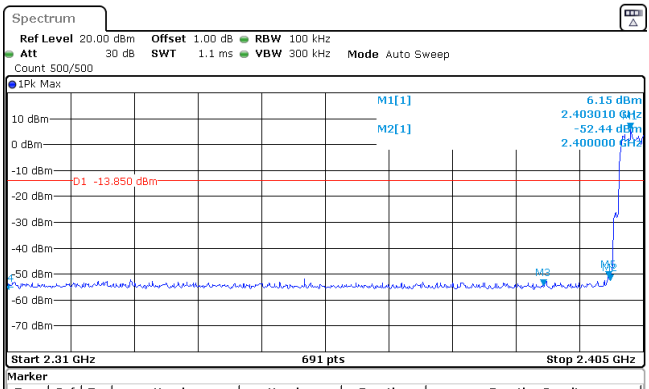
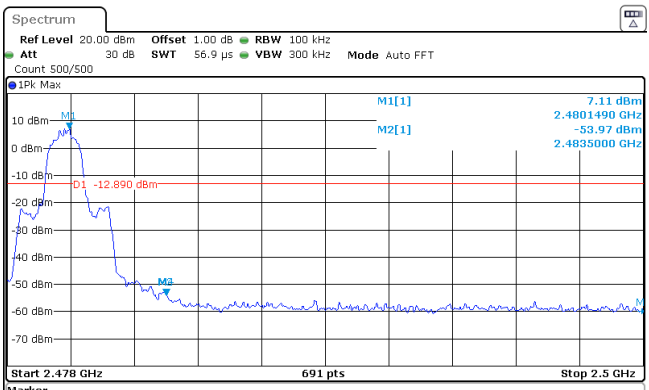
Burst Quantity

Appendix H: Band edge and Spurious Emissions (conducted)

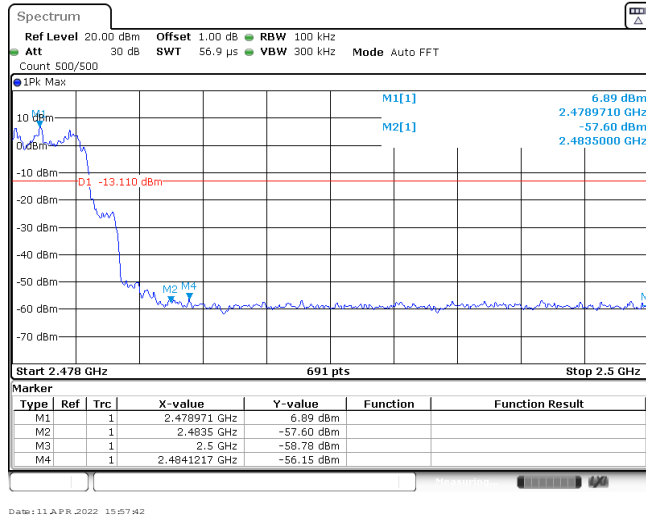
Test Item:	Band edge	Modulation type:	GFSK																																																
<p>CH00 No hopping mode</p>	 <table border="1" data-bbox="687 719 1334 824"> <thead> <tr> <th>Marker</th> <th>Type</th> <th>Ref</th> <th>Trc</th> <th>X-value</th> <th>Y-value</th> <th>Function</th> <th>Function Result</th> </tr> </thead> <tbody> <tr> <td>M1</td> <td>1</td> <td></td> <td></td> <td>2.40177 GHz</td> <td>6.77 dBm</td> <td></td> <td></td> </tr> <tr> <td>M2</td> <td>1</td> <td></td> <td></td> <td>2.4 GHz</td> <td>-52.90 dBm</td> <td></td> <td></td> </tr> <tr> <td>M3</td> <td>1</td> <td></td> <td></td> <td>2.39 GHz</td> <td>-52.80 dBm</td> <td></td> <td></td> </tr> <tr> <td>M4</td> <td>1</td> <td></td> <td></td> <td>2.31 GHz</td> <td>-54.58 dBm</td> <td></td> <td></td> </tr> <tr> <td>M5</td> <td>1</td> <td></td> <td></td> <td>2.399768 GHz</td> <td>-51.68 dBm</td> <td></td> <td></td> </tr> </tbody> </table> <p>Date: 11 APR 2022 16:04:37</p>			Marker	Type	Ref	Trc	X-value	Y-value	Function	Function Result	M1	1			2.40177 GHz	6.77 dBm			M2	1			2.4 GHz	-52.90 dBm			M3	1			2.39 GHz	-52.80 dBm			M4	1			2.31 GHz	-54.58 dBm			M5	1			2.399768 GHz	-51.68 dBm		
Marker	Type	Ref	Trc	X-value	Y-value	Function	Function Result																																												
M1	1			2.40177 GHz	6.77 dBm																																														
M2	1			2.4 GHz	-52.90 dBm																																														
M3	1			2.39 GHz	-52.80 dBm																																														
M4	1			2.31 GHz	-54.58 dBm																																														
M5	1			2.399768 GHz	-51.68 dBm																																														
<p>CH00 Hopping mode</p>	 <table border="1" data-bbox="687 1267 1334 1373"> <thead> <tr> <th>Marker</th> <th>Type</th> <th>Ref</th> <th>Trc</th> <th>X-value</th> <th>Y-value</th> <th>Function</th> <th>Function Result</th> </tr> </thead> <tbody> <tr> <td>M1</td> <td>1</td> <td></td> <td></td> <td>2.40287 GHz</td> <td>6.48 dBm</td> <td></td> <td></td> </tr> <tr> <td>M2</td> <td>1</td> <td></td> <td></td> <td>2.4 GHz</td> <td>-54.81 dBm</td> <td></td> <td></td> </tr> <tr> <td>M3</td> <td>1</td> <td></td> <td></td> <td>2.39 GHz</td> <td>-55.49 dBm</td> <td></td> <td></td> </tr> <tr> <td>M4</td> <td>1</td> <td></td> <td></td> <td>2.31 GHz</td> <td>-53.45 dBm</td> <td></td> <td></td> </tr> <tr> <td>M5</td> <td>1</td> <td></td> <td></td> <td>2.345797 GHz</td> <td>-51.90 dBm</td> <td></td> <td></td> </tr> </tbody> </table> <p>Date: 11 APR 2022 15:46:57</p>			Marker	Type	Ref	Trc	X-value	Y-value	Function	Function Result	M1	1			2.40287 GHz	6.48 dBm			M2	1			2.4 GHz	-54.81 dBm			M3	1			2.39 GHz	-55.49 dBm			M4	1			2.31 GHz	-53.45 dBm			M5	1			2.345797 GHz	-51.90 dBm		
Marker	Type	Ref	Trc	X-value	Y-value	Function	Function Result																																												
M1	1			2.40287 GHz	6.48 dBm																																														
M2	1			2.4 GHz	-54.81 dBm																																														
M3	1			2.39 GHz	-55.49 dBm																																														
M4	1			2.31 GHz	-53.45 dBm																																														
M5	1			2.345797 GHz	-51.90 dBm																																														
<p>CH78 No hopping mode</p>	 <table border="1" data-bbox="687 1816 1334 1921"> <thead> <tr> <th>Marker</th> <th>Type</th> <th>Ref</th> <th>Trc</th> <th>X-value</th> <th>Y-value</th> <th>Function</th> <th>Function Result</th> </tr> </thead> <tbody> <tr> <td>M1</td> <td>1</td> <td></td> <td></td> <td>2.480149 GHz</td> <td>7.53 dBm</td> <td></td> <td></td> </tr> <tr> <td>M2</td> <td>1</td> <td></td> <td></td> <td>2.4835 GHz</td> <td>-57.39 dBm</td> <td></td> <td></td> </tr> <tr> <td>M3</td> <td>1</td> <td></td> <td></td> <td>2.5 GHz</td> <td>-59.23 dBm</td> <td></td> <td></td> </tr> <tr> <td>M4</td> <td>1</td> <td></td> <td></td> <td>2.4837072 GHz</td> <td>-54.27 dBm</td> <td></td> <td></td> </tr> </tbody> </table> <p>Date: 11 APR 2022 16:07:12</p>			Marker	Type	Ref	Trc	X-value	Y-value	Function	Function Result	M1	1			2.480149 GHz	7.53 dBm			M2	1			2.4835 GHz	-57.39 dBm			M3	1			2.5 GHz	-59.23 dBm			M4	1			2.4837072 GHz	-54.27 dBm										
Marker	Type	Ref	Trc	X-value	Y-value	Function	Function Result																																												
M1	1			2.480149 GHz	7.53 dBm																																														
M2	1			2.4835 GHz	-57.39 dBm																																														
M3	1			2.5 GHz	-59.23 dBm																																														
M4	1			2.4837072 GHz	-54.27 dBm																																														

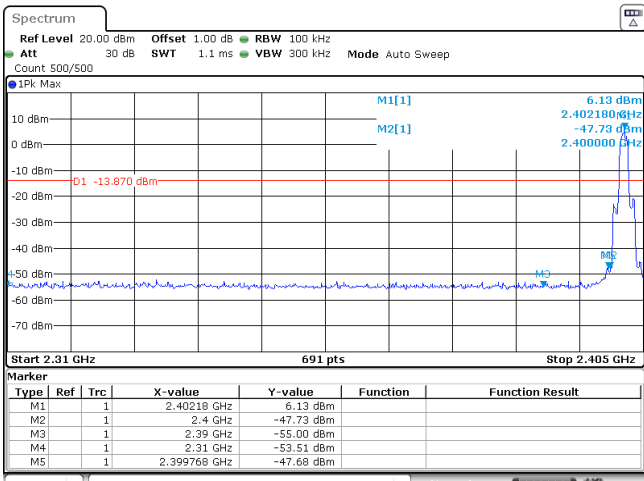
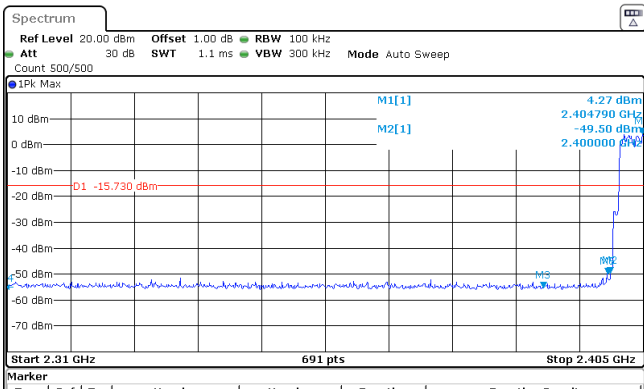
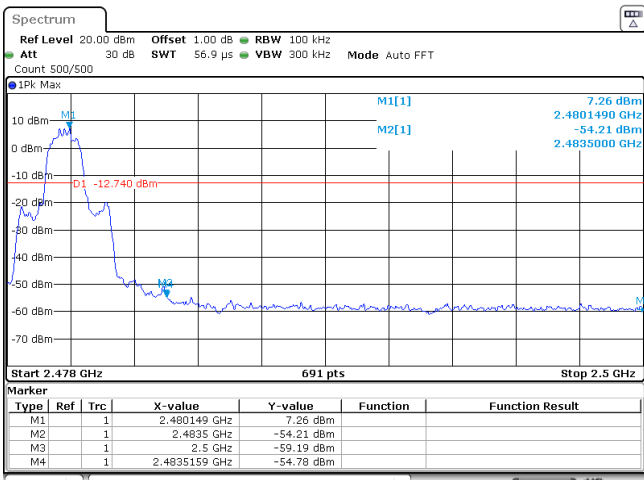
CH78  
Hopping mode



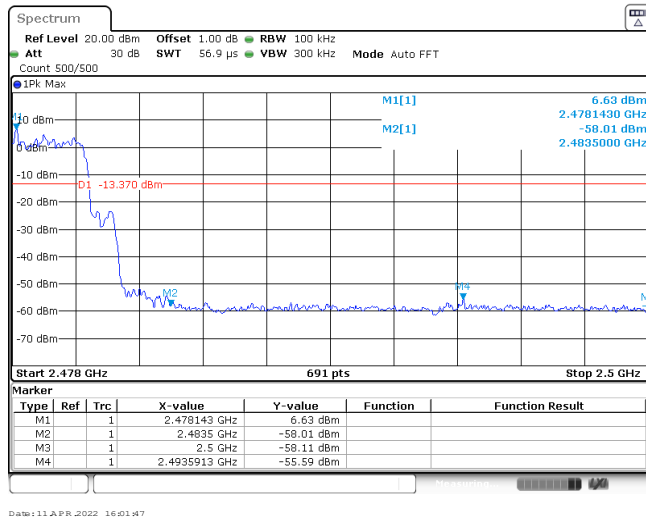
Test Item:	Band edge	Modulation type:	π/4DQPSK																																										
<p>CH00 No hopping mode</p>	 <table border="1" data-bbox="686 616 1337 728"> <thead> <tr> <th>Type</th> <th>Ref</th> <th>Trc</th> <th>X-value</th> <th>Y-value</th> <th>Function</th> <th>Function Result</th> </tr> </thead> <tbody> <tr> <td>M1</td> <td></td> <td>1</td> <td>2.40177 GHz</td> <td>6.26 dBm</td> <td></td> <td></td> </tr> <tr> <td>M2</td> <td></td> <td>1</td> <td>2.4 GHz</td> <td>-48.11 dBm</td> <td></td> <td></td> </tr> <tr> <td>M3</td> <td></td> <td>1</td> <td>2.39 GHz</td> <td>-54.71 dBm</td> <td></td> <td></td> </tr> <tr> <td>M4</td> <td></td> <td>1</td> <td>2.31 GHz</td> <td>-54.04 dBm</td> <td></td> <td></td> </tr> <tr> <td>M5</td> <td></td> <td>1</td> <td>2.399768 GHz</td> <td>-48.50 dBm</td> <td></td> <td></td> </tr> </tbody> </table> <p>Date: 11 APR 2022 16:13:24</p>			Type	Ref	Trc	X-value	Y-value	Function	Function Result	M1		1	2.40177 GHz	6.26 dBm			M2		1	2.4 GHz	-48.11 dBm			M3		1	2.39 GHz	-54.71 dBm			M4		1	2.31 GHz	-54.04 dBm			M5		1	2.399768 GHz	-48.50 dBm		
Type	Ref	Trc	X-value	Y-value	Function	Function Result																																							
M1		1	2.40177 GHz	6.26 dBm																																									
M2		1	2.4 GHz	-48.11 dBm																																									
M3		1	2.39 GHz	-54.71 dBm																																									
M4		1	2.31 GHz	-54.04 dBm																																									
M5		1	2.399768 GHz	-48.50 dBm																																									
<p>CH00 Hopping mode</p>	 <table border="1" data-bbox="686 1162 1337 1184"> <thead> <tr> <th>Type</th> <th>Ref</th> <th>Trc</th> <th>X-value</th> <th>Y-value</th> <th>Function</th> <th>Function Result</th> </tr> </thead> <tbody> <tr> <td>M1</td> <td></td> <td>1</td> <td>2.40301 GHz</td> <td>6.15 dBm</td> <td></td> <td></td> </tr> <tr> <td>M2</td> <td></td> <td>1</td> <td>2.4 GHz</td> <td>-52.44 dBm</td> <td></td> <td></td> </tr> <tr> <td>M3</td> <td></td> <td>1</td> <td>2.39 GHz</td> <td>-54.41 dBm</td> <td></td> <td></td> </tr> <tr> <td>M4</td> <td></td> <td>1</td> <td>2.31 GHz</td> <td>-55.06 dBm</td> <td></td> <td></td> </tr> <tr> <td>M5</td> <td></td> <td>1</td> <td>2.399768 GHz</td> <td>-51.29 dBm</td> <td></td> <td></td> </tr> </tbody> </table> <p>Date: 11 APR 2022 15:57:29</p>			Type	Ref	Trc	X-value	Y-value	Function	Function Result	M1		1	2.40301 GHz	6.15 dBm			M2		1	2.4 GHz	-52.44 dBm			M3		1	2.39 GHz	-54.41 dBm			M4		1	2.31 GHz	-55.06 dBm			M5		1	2.399768 GHz	-51.29 dBm		
Type	Ref	Trc	X-value	Y-value	Function	Function Result																																							
M1		1	2.40301 GHz	6.15 dBm																																									
M2		1	2.4 GHz	-52.44 dBm																																									
M3		1	2.39 GHz	-54.41 dBm																																									
M4		1	2.31 GHz	-55.06 dBm																																									
M5		1	2.399768 GHz	-51.29 dBm																																									
<p>CH78 No hopping mode</p>	 <table border="1" data-bbox="686 1709 1337 1731"> <thead> <tr> <th>Type</th> <th>Ref</th> <th>Trc</th> <th>X-value</th> <th>Y-value</th> <th>Function</th> <th>Function Result</th> </tr> </thead> <tbody> <tr> <td>M1</td> <td></td> <td>1</td> <td>2.480149 GHz</td> <td>7.11 dBm</td> <td></td> <td></td> </tr> <tr> <td>M2</td> <td></td> <td>1</td> <td>2.4835 GHz</td> <td>-53.97 dBm</td> <td></td> <td></td> </tr> <tr> <td>M3</td> <td></td> <td>1</td> <td>2.5 GHz</td> <td>-59.81 dBm</td> <td></td> <td></td> </tr> <tr> <td>M4</td> <td></td> <td>1</td> <td>2.4835159 GHz</td> <td>-53.97 dBm</td> <td></td> <td></td> </tr> </tbody> </table> <p>Date: 11 APR 2022 16:15:42</p>			Type	Ref	Trc	X-value	Y-value	Function	Function Result	M1		1	2.480149 GHz	7.11 dBm			M2		1	2.4835 GHz	-53.97 dBm			M3		1	2.5 GHz	-59.81 dBm			M4		1	2.4835159 GHz	-53.97 dBm									
Type	Ref	Trc	X-value	Y-value	Function	Function Result																																							
M1		1	2.480149 GHz	7.11 dBm																																									
M2		1	2.4835 GHz	-53.97 dBm																																									
M3		1	2.5 GHz	-59.81 dBm																																									
M4		1	2.4835159 GHz	-53.97 dBm																																									

CH78  
Hopping mode

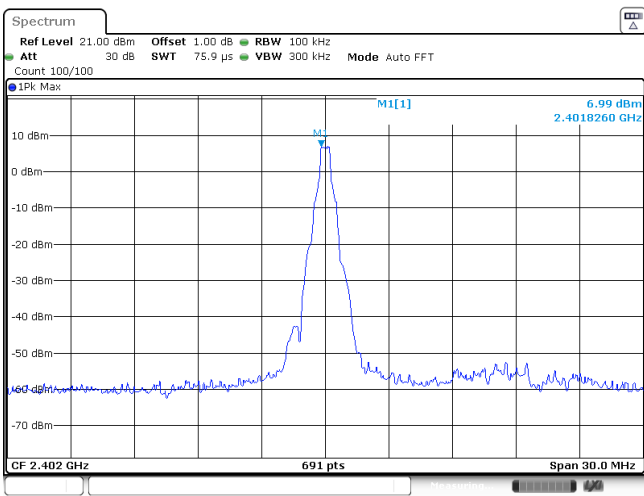
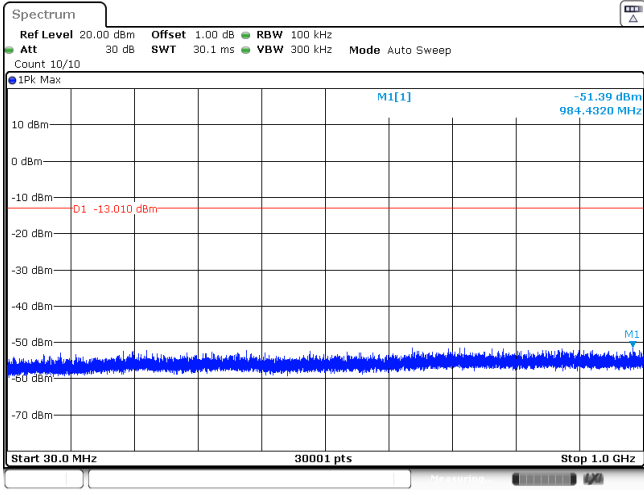
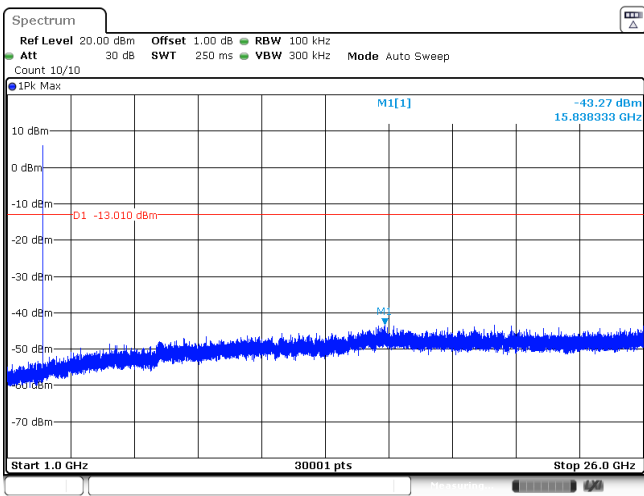


Test Item:	Band edge	Modulation type:	8DPSK																																																
<p>CH00 No hopping mode</p>	 <table border="1" data-bbox="686 616 1332 728"> <thead> <tr> <th>Marker</th> <th>Type</th> <th>Ref</th> <th>Trc</th> <th>X-value</th> <th>Y-value</th> <th>Function</th> <th>Function Result</th> </tr> </thead> <tbody> <tr> <td>M1</td> <td>1</td> <td></td> <td>1</td> <td>2.40218 GHz</td> <td>6.13 dBm</td> <td></td> <td></td> </tr> <tr> <td>M2</td> <td>1</td> <td></td> <td>1</td> <td>2.4 GHz</td> <td>-47.73 dBm</td> <td></td> <td></td> </tr> <tr> <td>M3</td> <td>1</td> <td></td> <td>1</td> <td>2.39 GHz</td> <td>-55.00 dBm</td> <td></td> <td></td> </tr> <tr> <td>M4</td> <td>1</td> <td></td> <td>1</td> <td>2.31 GHz</td> <td>-53.51 dBm</td> <td></td> <td></td> </tr> <tr> <td>M5</td> <td>1</td> <td></td> <td>1</td> <td>2.399768 GHz</td> <td>-47.68 dBm</td> <td></td> <td></td> </tr> </tbody> </table> <p>Date: 11 APR 2022 16:22:01</p>			Marker	Type	Ref	Trc	X-value	Y-value	Function	Function Result	M1	1		1	2.40218 GHz	6.13 dBm			M2	1		1	2.4 GHz	-47.73 dBm			M3	1		1	2.39 GHz	-55.00 dBm			M4	1		1	2.31 GHz	-53.51 dBm			M5	1		1	2.399768 GHz	-47.68 dBm		
Marker	Type	Ref	Trc	X-value	Y-value	Function	Function Result																																												
M1	1		1	2.40218 GHz	6.13 dBm																																														
M2	1		1	2.4 GHz	-47.73 dBm																																														
M3	1		1	2.39 GHz	-55.00 dBm																																														
M4	1		1	2.31 GHz	-53.51 dBm																																														
M5	1		1	2.399768 GHz	-47.68 dBm																																														
<p>CH00 Hopping mode</p>	 <table border="1" data-bbox="686 1162 1332 1274"> <thead> <tr> <th>Marker</th> <th>Type</th> <th>Ref</th> <th>Trc</th> <th>X-value</th> <th>Y-value</th> <th>Function</th> <th>Function Result</th> </tr> </thead> <tbody> <tr> <td>M1</td> <td>1</td> <td></td> <td>1</td> <td>2.40479 GHz</td> <td>4.27 dBm</td> <td></td> <td></td> </tr> <tr> <td>M2</td> <td>1</td> <td></td> <td>1</td> <td>2.4 GHz</td> <td>-49.50 dBm</td> <td></td> <td></td> </tr> <tr> <td>M3</td> <td>1</td> <td></td> <td>1</td> <td>2.39 GHz</td> <td>-55.25 dBm</td> <td></td> <td></td> </tr> <tr> <td>M4</td> <td>1</td> <td></td> <td>1</td> <td>2.31 GHz</td> <td>-54.87 dBm</td> <td></td> <td></td> </tr> <tr> <td>M5</td> <td>1</td> <td></td> <td>1</td> <td>2.39963 GHz</td> <td>-49.80 dBm</td> <td></td> <td></td> </tr> </tbody> </table> <p>Date: 11 APR 2022 16:01:34</p>			Marker	Type	Ref	Trc	X-value	Y-value	Function	Function Result	M1	1		1	2.40479 GHz	4.27 dBm			M2	1		1	2.4 GHz	-49.50 dBm			M3	1		1	2.39 GHz	-55.25 dBm			M4	1		1	2.31 GHz	-54.87 dBm			M5	1		1	2.39963 GHz	-49.80 dBm		
Marker	Type	Ref	Trc	X-value	Y-value	Function	Function Result																																												
M1	1		1	2.40479 GHz	4.27 dBm																																														
M2	1		1	2.4 GHz	-49.50 dBm																																														
M3	1		1	2.39 GHz	-55.25 dBm																																														
M4	1		1	2.31 GHz	-54.87 dBm																																														
M5	1		1	2.39963 GHz	-49.80 dBm																																														
<p>CH78 No hopping mode</p>	 <table border="1" data-bbox="686 1709 1332 1821"> <thead> <tr> <th>Marker</th> <th>Type</th> <th>Ref</th> <th>Trc</th> <th>X-value</th> <th>Y-value</th> <th>Function</th> <th>Function Result</th> </tr> </thead> <tbody> <tr> <td>M1</td> <td>1</td> <td></td> <td>1</td> <td>2.480149 GHz</td> <td>7.26 dBm</td> <td></td> <td></td> </tr> <tr> <td>M2</td> <td>1</td> <td></td> <td>1</td> <td>2.4835 GHz</td> <td>-54.21 dBm</td> <td></td> <td></td> </tr> <tr> <td>M3</td> <td>1</td> <td></td> <td>1</td> <td>2.5 GHz</td> <td>-59.19 dBm</td> <td></td> <td></td> </tr> <tr> <td>M4</td> <td>1</td> <td></td> <td>1</td> <td>2.4835159 GHz</td> <td>-54.78 dBm</td> <td></td> <td></td> </tr> </tbody> </table> <p>Date: 11 APR 2022 16:24:26</p>			Marker	Type	Ref	Trc	X-value	Y-value	Function	Function Result	M1	1		1	2.480149 GHz	7.26 dBm			M2	1		1	2.4835 GHz	-54.21 dBm			M3	1		1	2.5 GHz	-59.19 dBm			M4	1		1	2.4835159 GHz	-54.78 dBm										
Marker	Type	Ref	Trc	X-value	Y-value	Function	Function Result																																												
M1	1		1	2.480149 GHz	7.26 dBm																																														
M2	1		1	2.4835 GHz	-54.21 dBm																																														
M3	1		1	2.5 GHz	-59.19 dBm																																														
M4	1		1	2.4835159 GHz	-54.78 dBm																																														

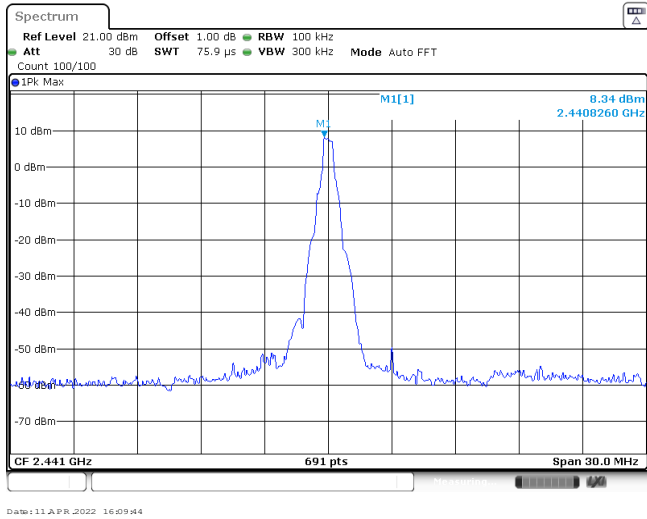
CH78  
Hoppig mode



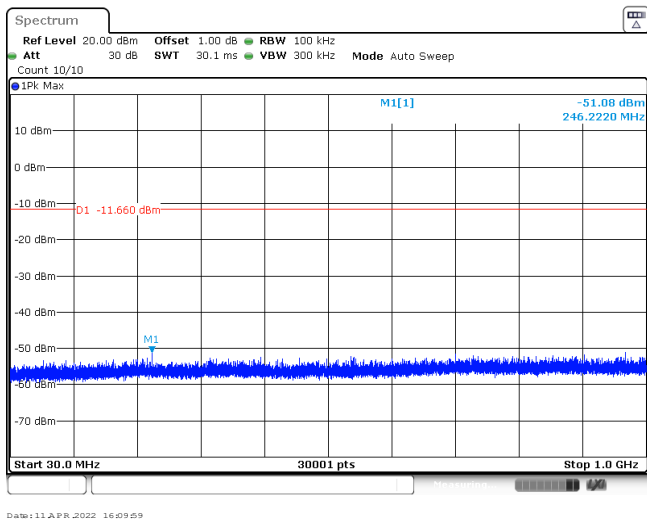


Test Item:	Spurious Emission	Modulation type:	GFSK
<p>CH00 Reference level</p>			
<p>CH00 30MHz~1000MHz</p>			
<p>CH00 1GHz~26GHz</p>			

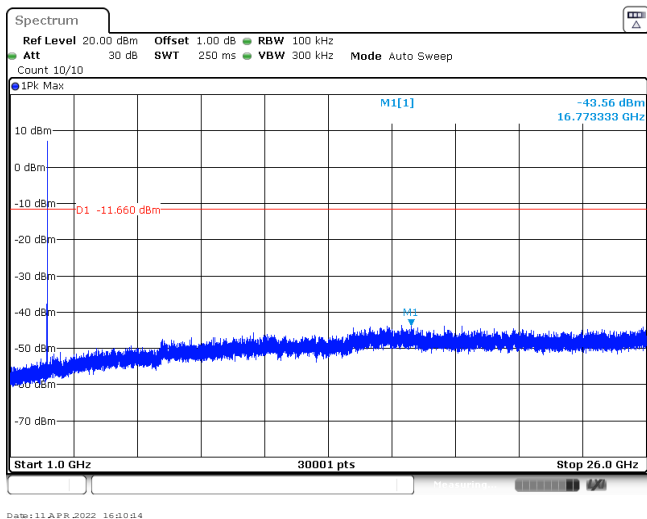
CH39  
Reference level



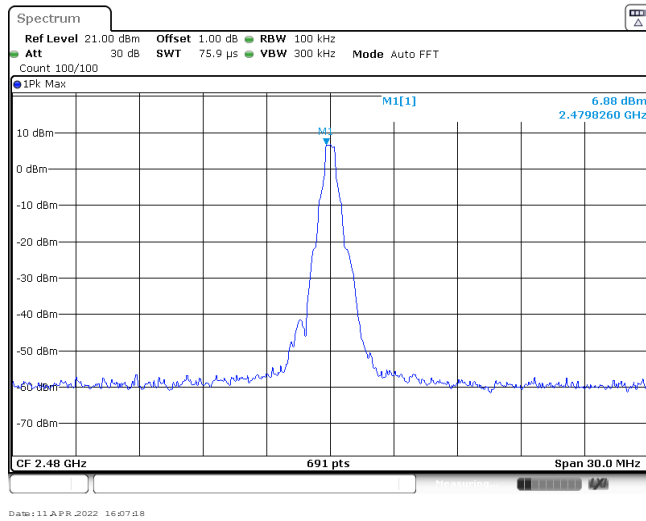
CH39  
30MHz~1000MHz



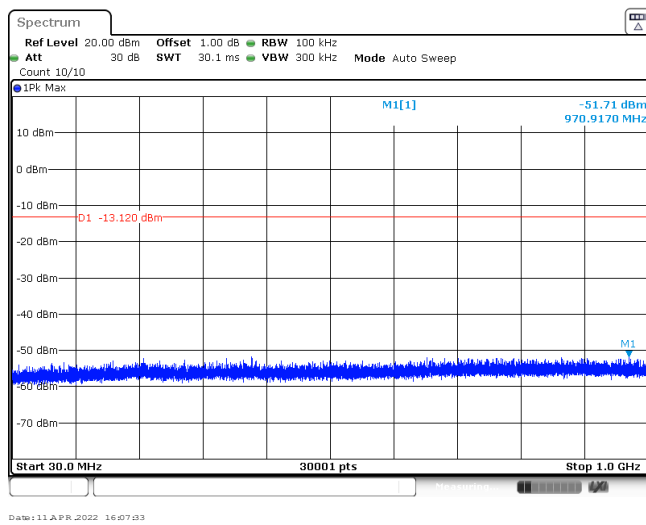
CH39  
1GHz~26GHz



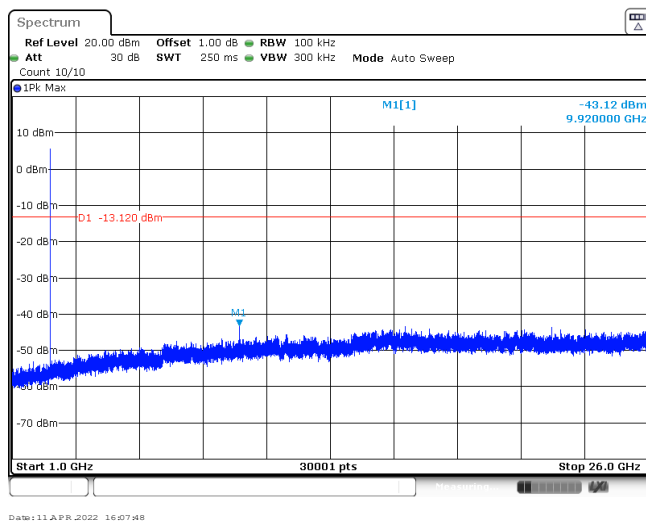
CH78  
Reference level

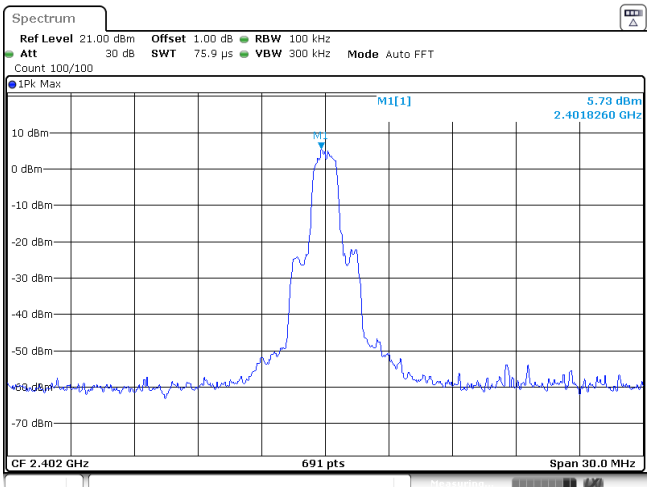
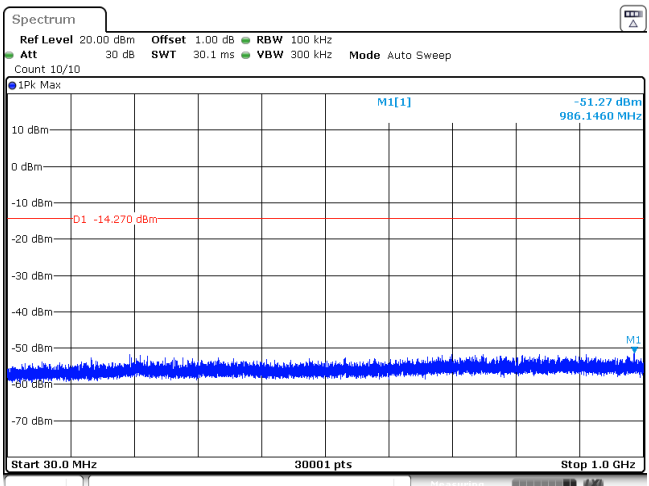
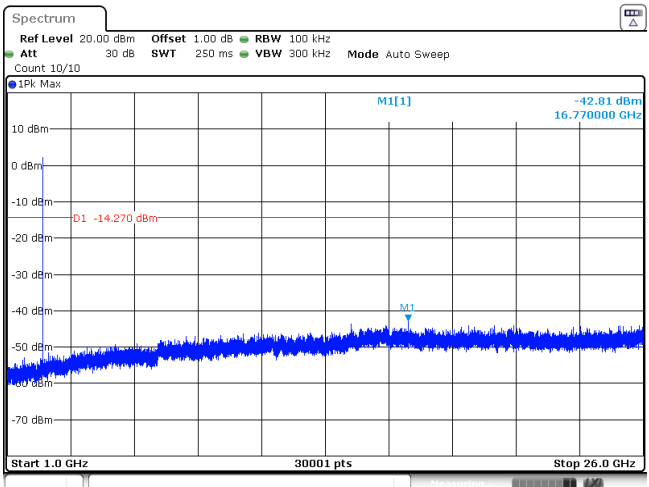


CH78  
30MHz~1000MHz

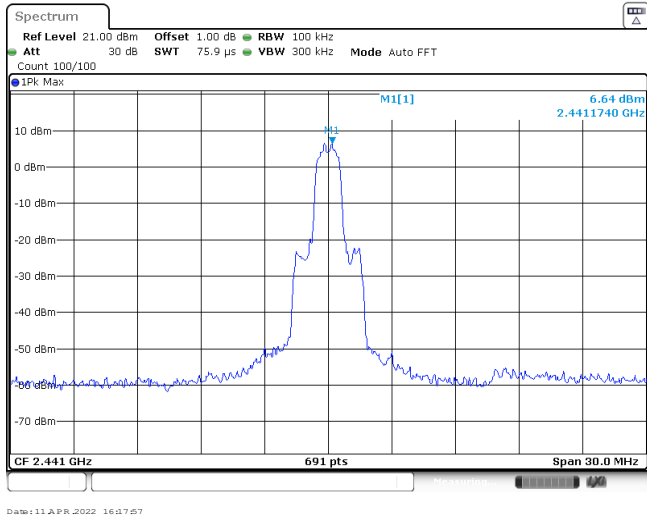


CH78  
1GHz~26GHz

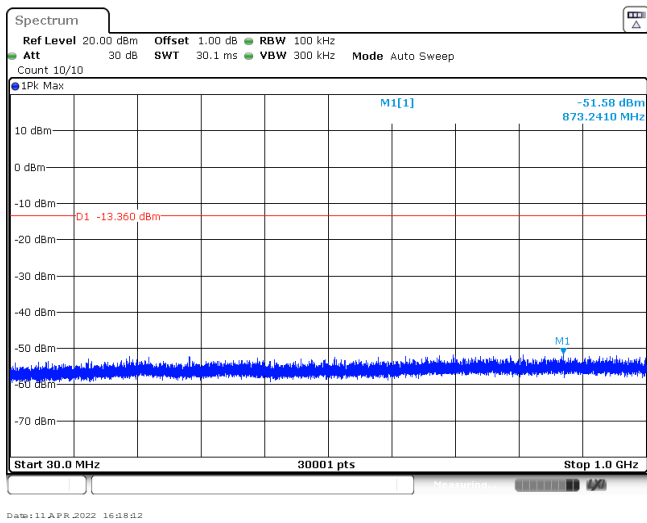


Test Item:	Spurious Emission	Modulation type:	$\pi/4$ DQPSK
<p>CH00 Reference level</p>	 <p>CF 2.402 GHz 691 pts Span 30.0 MHz</p> <p>Date: 11 APR 2022 16:13:50</p>		
<p>CH00 30MHz~1000MHz</p>	 <p>Start 30.0 MHz 30001 pts Stop 1.0 GHz</p> <p>Date: 11 APR 2022 16:13:45</p>		
<p>CH00 1GHz~26GHz</p>	 <p>Start 1.0 GHz 30001 pts Stop 26.0 GHz</p> <p>Date: 11 APR 2022 16:14:00</p>		

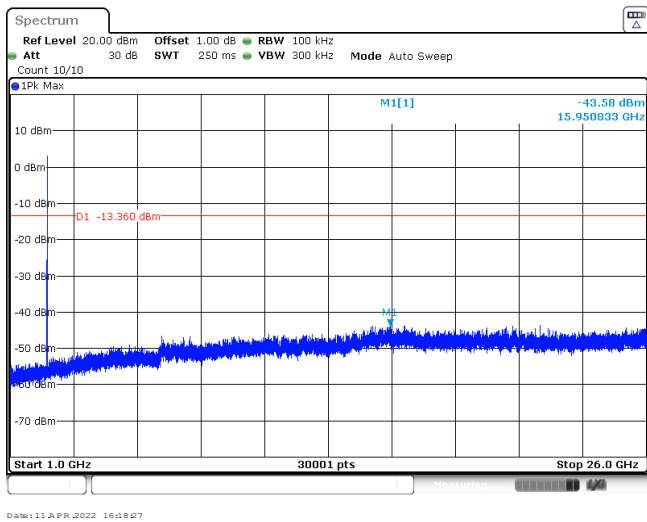
CH39  
Reference level



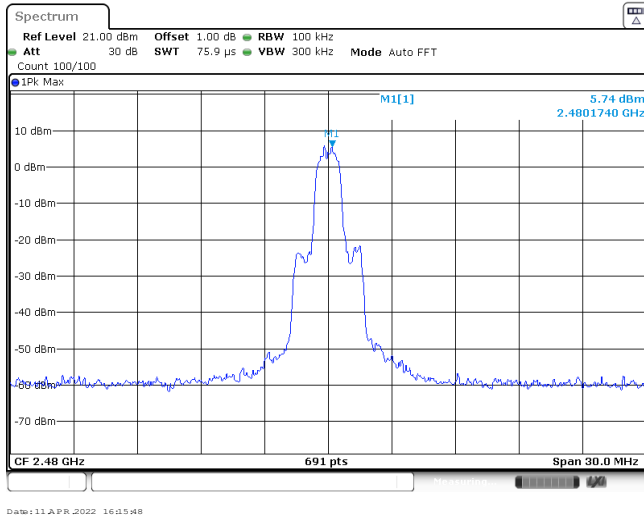
CH39  
30MHz~1000MHz



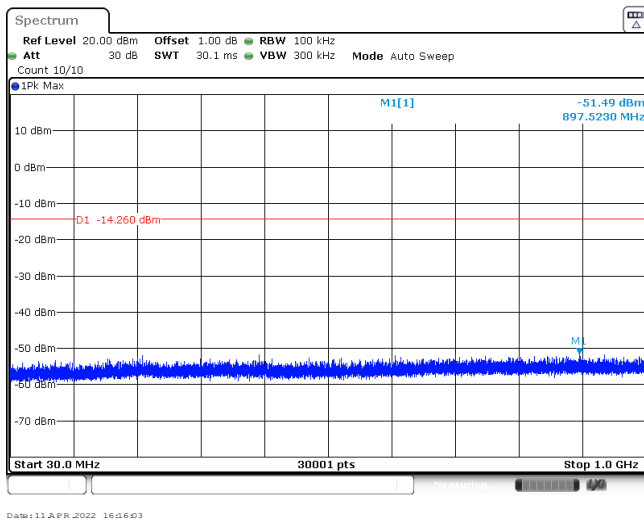
CH39  
1GHz~26GHz



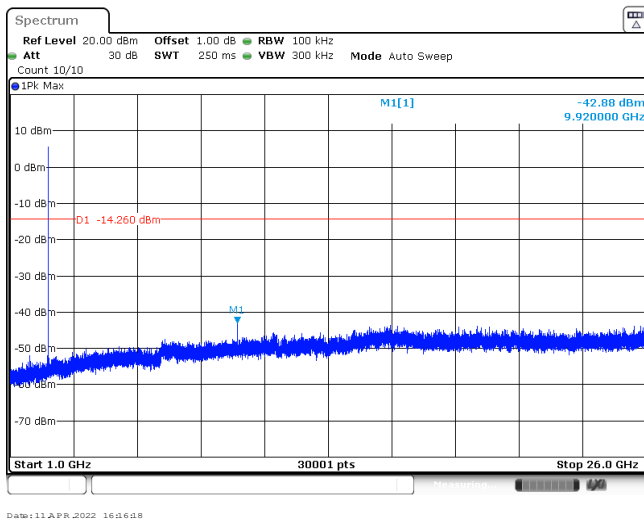
CH78  
Reference level

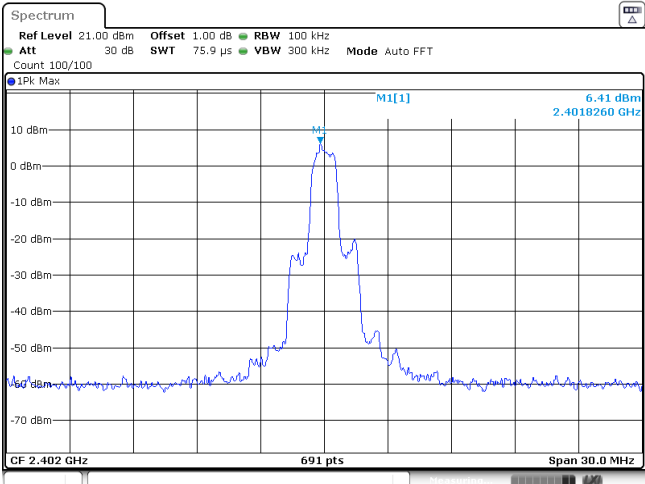
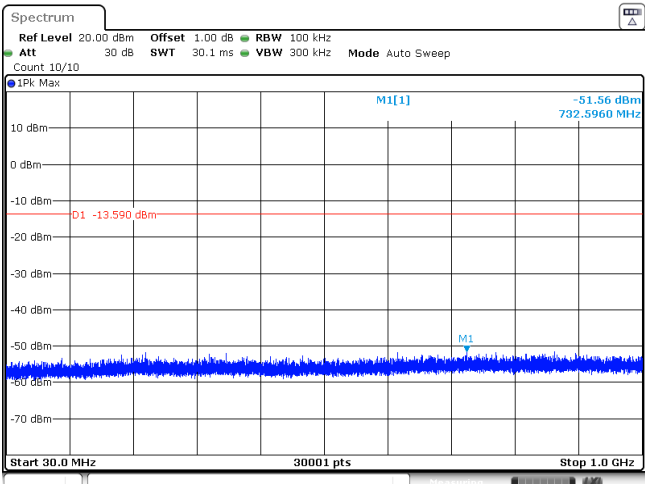
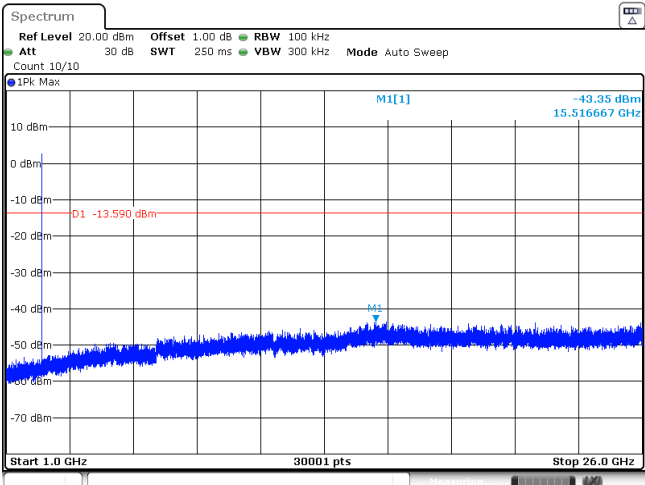


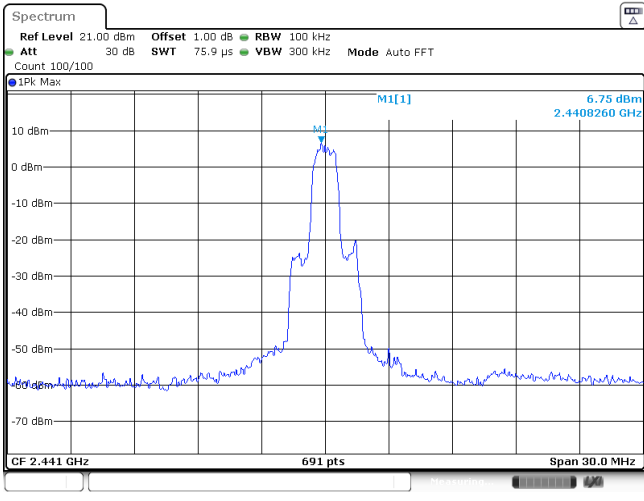
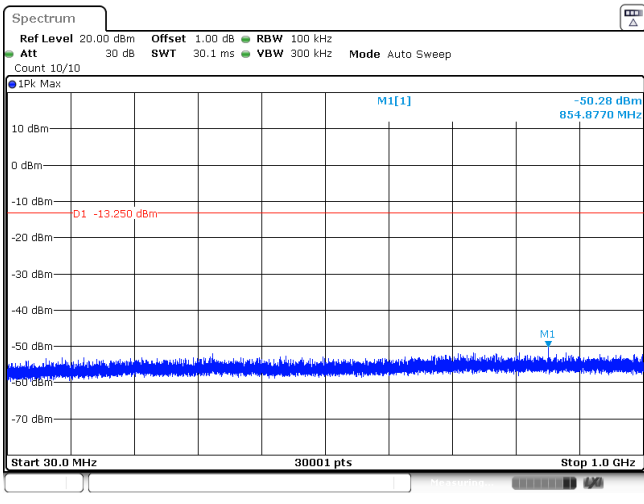
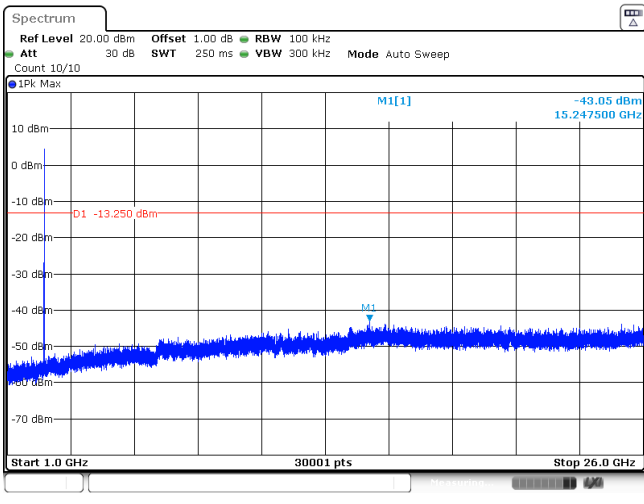
CH78  
30MHz~1000MHz



CH78  
1GHz~26GHz

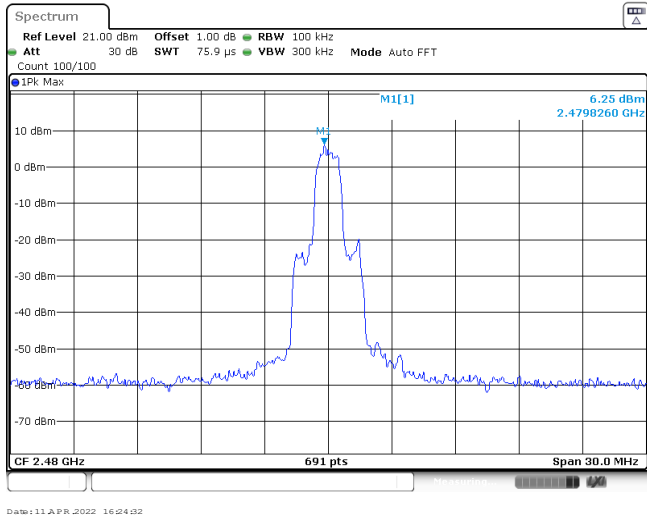


Test Item:	Spurious Emission	Modulation type:	8DPSK
<p>CH00 Reference level</p>	 <p>1Pk Max: 6.41 dBm @ 2.4018260 GHz</p> <p>CF 2.402 GHz, 691 pts, Span 30.0 MHz</p> <p>Date: 11 APR 2022 16:22:07</p>		
<p>CH00 30MHz~1000MHz</p>	 <p>1Pk Max: -51.56 dBm @ 732.5960 MHz</p> <p>D1: -13.590 dBm</p> <p>Start 30.0 MHz, Stop 1.0 GHz, 30001 pts</p> <p>Date: 11 APR 2022 16:22:22</p>		
<p>CH00 1GHz~26GHz</p>	 <p>1Pk Max: -43.35 dBm @ 15.516667 GHz</p> <p>D1: -13.590 dBm</p> <p>Start 1.0 GHz, Stop 26.0 GHz, 30001 pts</p> <p>Date: 11 APR 2022 16:22:37</p>		

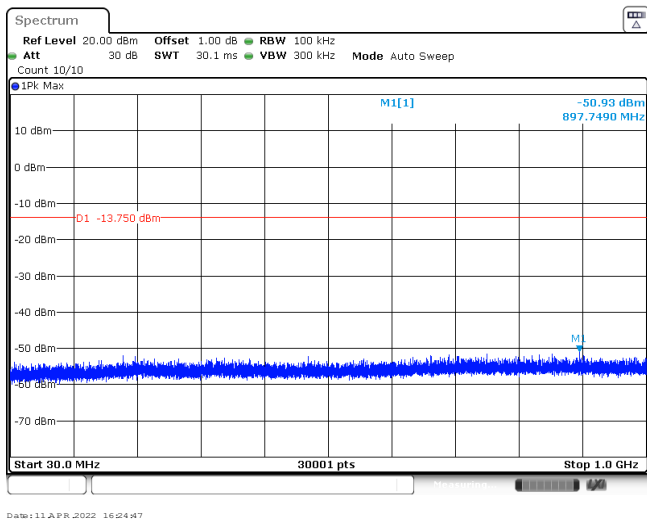
<p>CH39 Reference level</p>	
<p>CH39 30MHz~1000MHz</p>	
<p>CH39 1GHz~26GHz</p>	



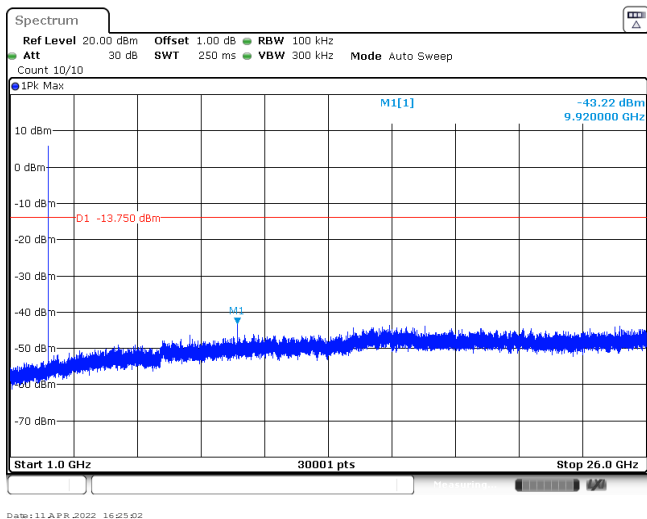
CH78  
Reference level



CH78  
30MHz~1000MHz



CH78  
1GHz~26GHz



-----End of Report-----