

# APPENDIX REPORT

Project No.	SHT2403015402W	Radio Specification	Bluetooth EDR
Test sample No.	YPHT24030154001_021	Model No.	GT40
Start test date	2024-03-06	Finish date	2024-03-07
Temperature	25°C	Humidity	52%
Test Engineer	Xiangyu Wei	Auditor	Xiaodong Zheo

Appendix clause	Test item	Result
A	Peak Output Power	PASS
B	20 dB Bandwidth	PASS
C	99% Occupied Bandwidth	PASS
D	Carrier Frequencies Separation	PASS
E	Hopping Channel Number	PASS
F	Dwell Time	PASS
G	Duty Cycle Correction Factor (DCCF)	PASS
H	Band edge and Spurious Emissions(ducted)	PASS

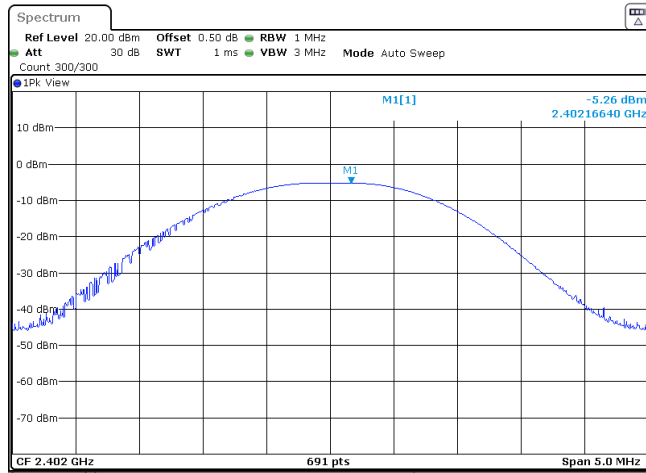
**Appendix A: Peak Output Power**

Modulation type	Channel	Peak Output power (dBm)	Average Output power (dBm)	Limit (dBm)	Result
GFSK	00	-5.26	-5.99	≤ 30.00	Pass
	39	-7.38	-8.11		
	78	-7.44	-8.17		
π/4DQPSK	00	-3.23	-3.96	≤ 21.00	Pass
	39	-5.48	-6.21		
	78	-5.57	-6.30		
8DPSK	00	-2.98	-3.71	≤ 21.00	Pass
	39	-5.21	-5.94		
	78	-5.33	-6.06		

Modulation Type:

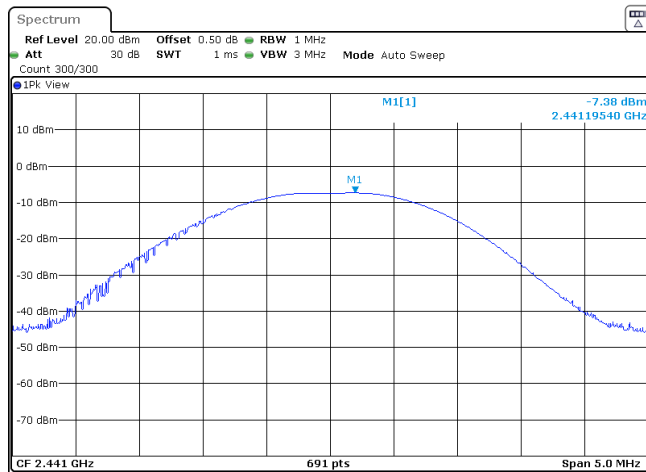
GFSK

CH00



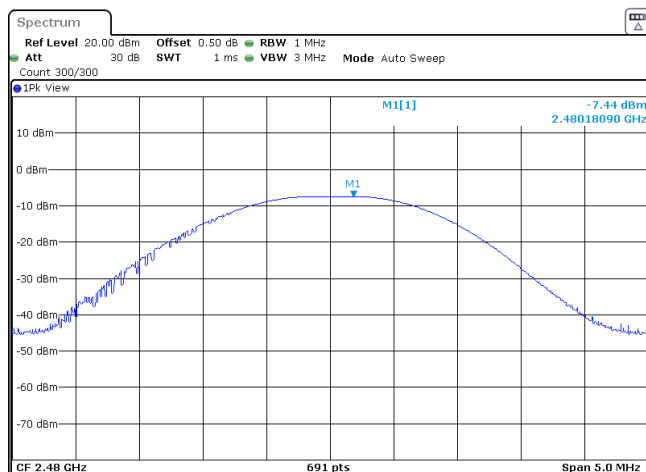
Date: 7 MAR 2024 09:55:47

CH39



Date: 7 MAR 2024 09:47:00

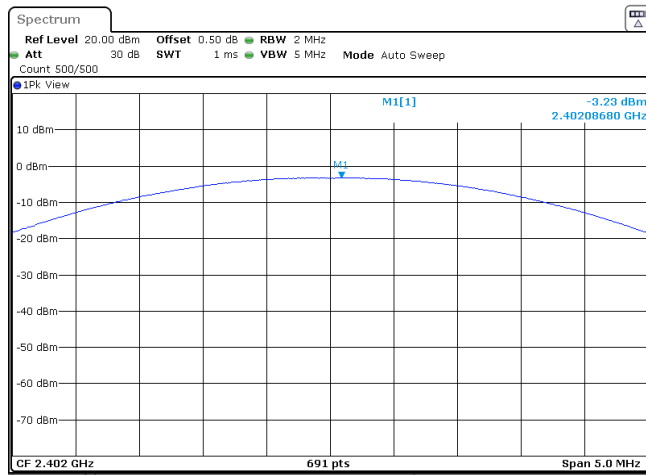
CH78



Date: 7 MAR 2024 09:56:46

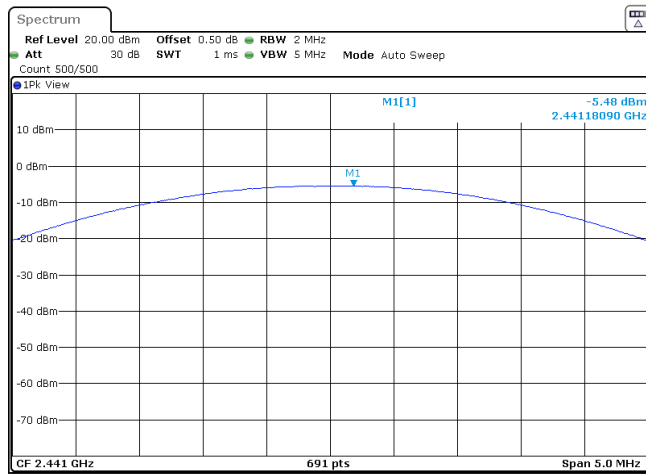
**Modulation Type:**  $\pi/4$ DQPSK

CH00



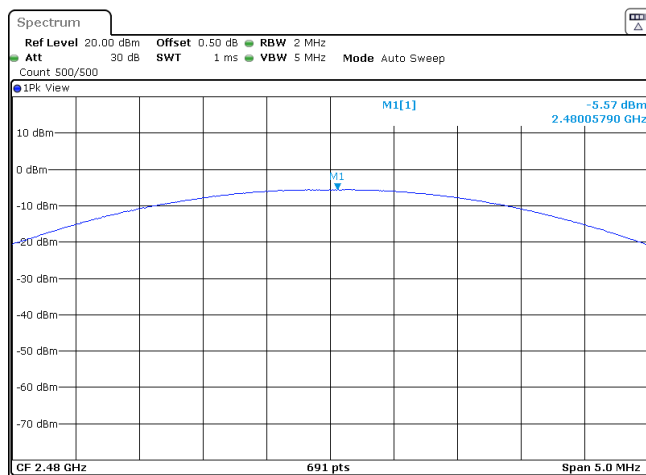
Date: 7 MAR 2024 10:00:39

CH39



Date: 7 MAR 2024 10:02:14

CH78

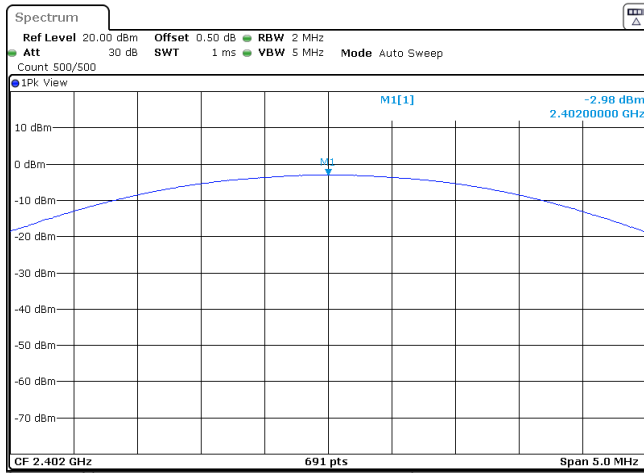


Date: 7 MAR 2024 10:03:53

Modulation Type:

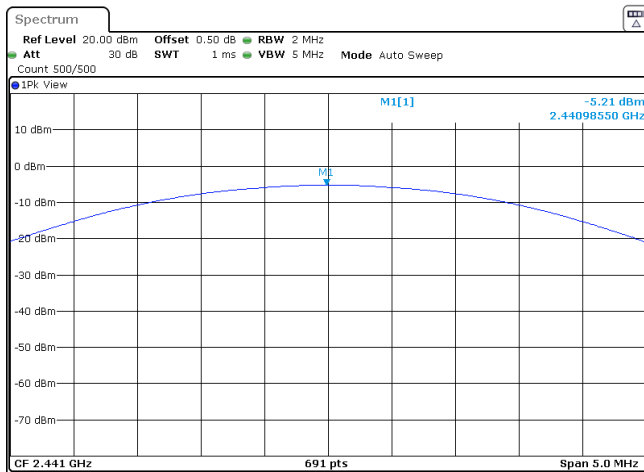
8DPSK

CH00



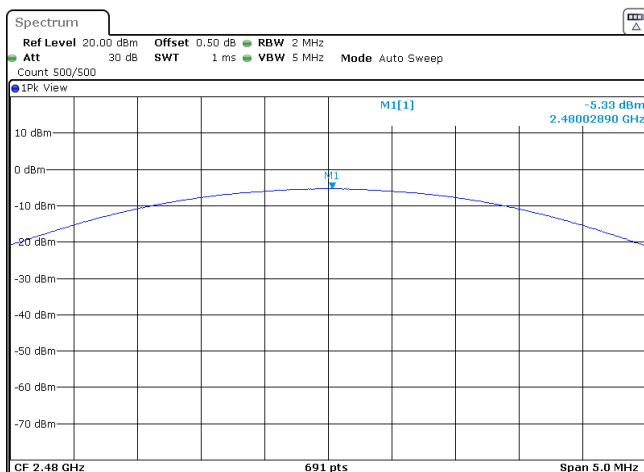
Date: 7 MAR 2024 10:05:35

CH39



Date: 7 MAR 2024 10:07:08

CH78



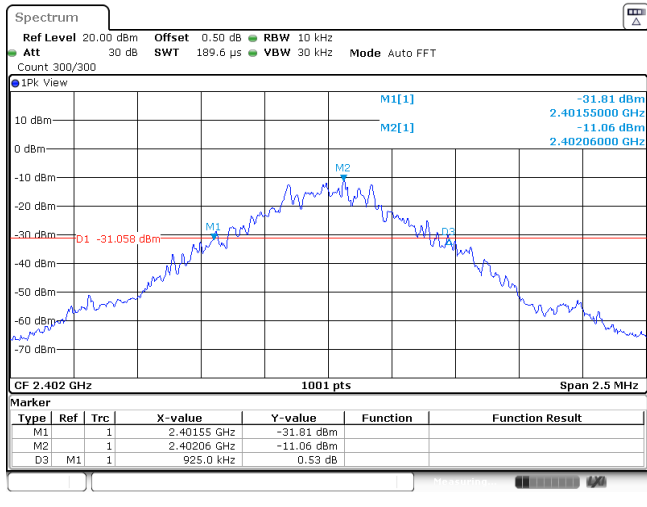
Date: 7 MAR 2024 10:08:25

**Appendix B : 20 dB Bandwidth**

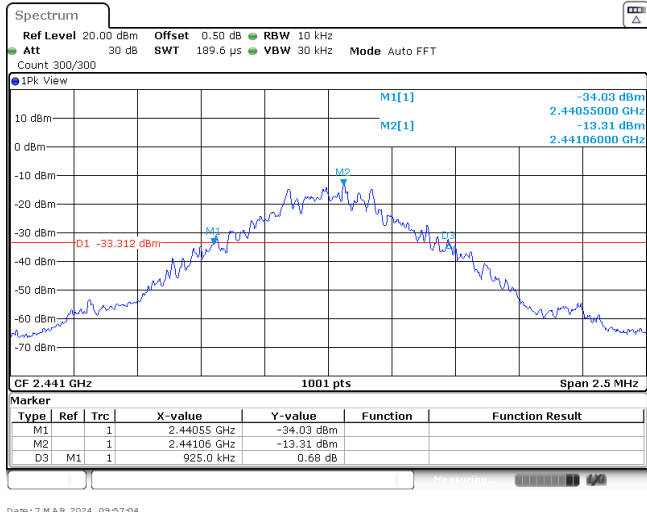
Modulation type	Channel	20 dB Bandwidth (kHz)	Limit (kHz)	Result
GFSK	00	925.00	-	Pass
	39	925.00		
	78	925.00		
$\pi/4$ DQPSK	00	1287.00	-	Pass
	39	1287.00		
	78	1287.00		
8DPSK	00	1293.00	-	Pass
	39	1295.00		
	78	1293.00		

**Modulation Type: GFSK**

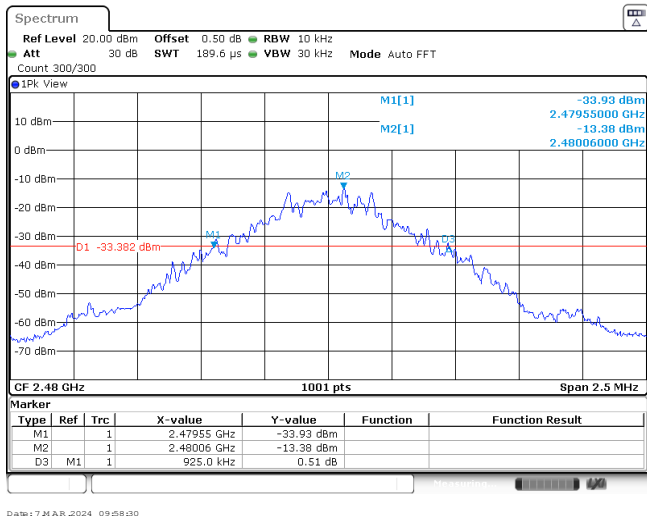
CH00



CH39



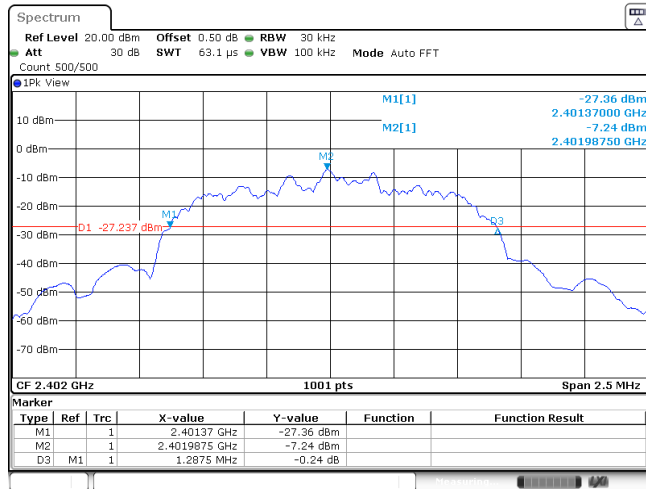
CH78



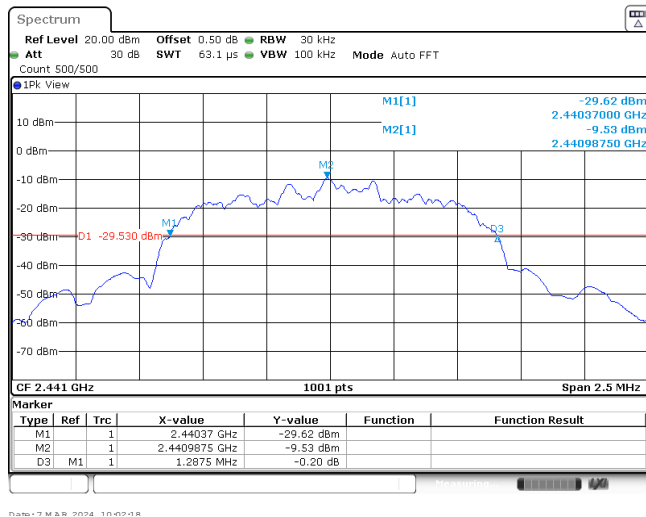
Modulation Type:

$\pi/4$ DQPSK

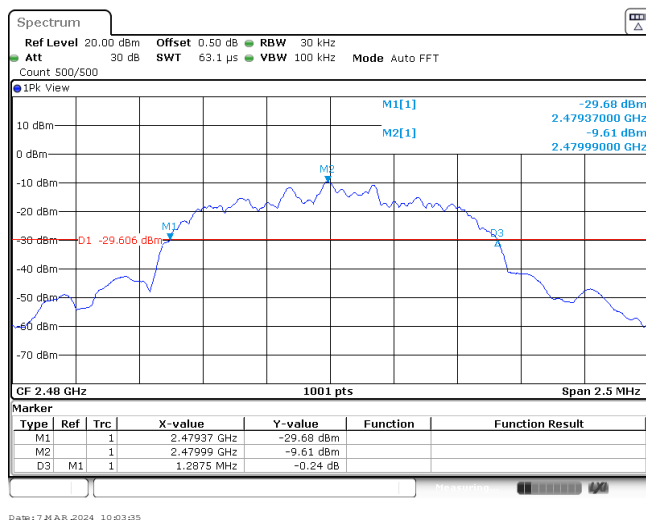
CH00



CH39



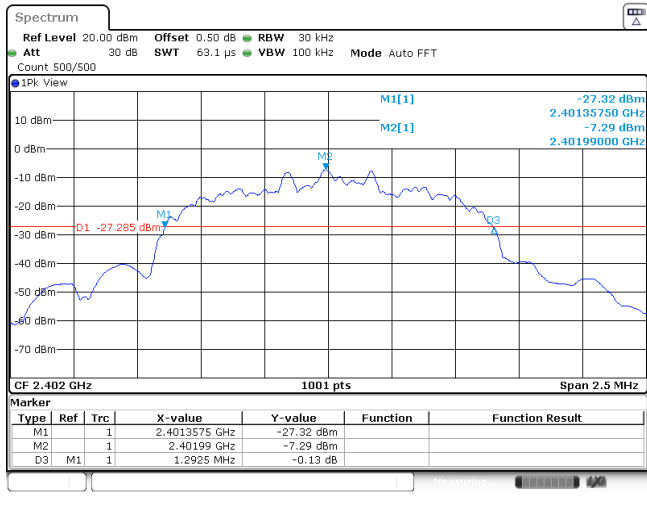
CH78



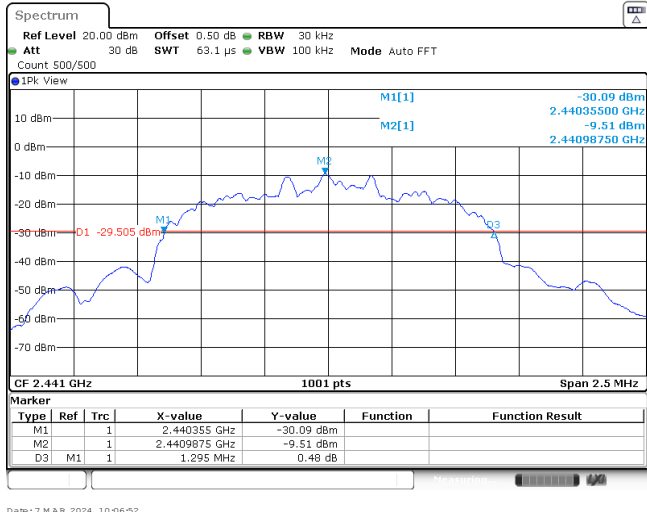


**Modulation Type: 8DPSK**

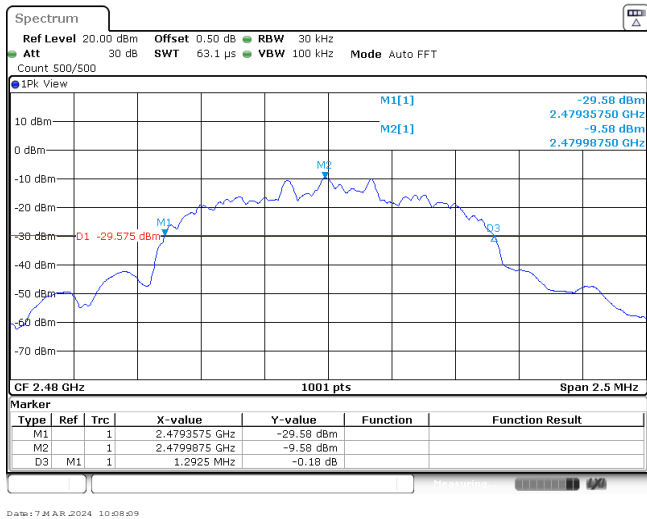
CH00



CH39



CH78



**Appendix C: 99% Occupied Bandwidth**

Modulation type	Channel	99% Occupied Bandwidth (MHz)	Limit (MHz)	Result
GFSK	00	0.87	-	Pass
	39	0.87		
	78	0.87		
$\pi/4$ DQPSK	00	1.17	-	Pass
	39	1.17		
	78	1.17		
8DPSK	00	1.17	-	Pass
	39	1.17		
	78	1.17		

Modulation Type:		GFSK
CH00		
CH39		
CH78		

Modulation Type: $\pi/4$ DQPSK	
CH00	
CH39	
CH78	

Modulation Type:		8DPSK
CH00		
CH39		
CH78		

**Appendix D: Carrier Frequencies Separation**

Modulation type	Channel	Carrier Frequencies Separation (MHz)	Limit (kHz) *	Result
GFSK	39	1.00	≥925	Pass
$\pi/4$ DQPSK	39	1.00	≥858	Pass
8DPSK	39	1.00	≥862	Pass

**Note:**

\*: GFSK limit = The maximum 20 dB Bandwidth for GFSK modulation on the appendix B.

$\pi/4$ DQPSK limit =  $2/3$  \* The maximum 20 dB Bandwidth for  $\pi/4$ DQPSK modulation on the appendix B.

8DPSK limit =  $2/3$  \* The maximum 20 dB Bandwidth for 8DPSK modulation on the appendix B

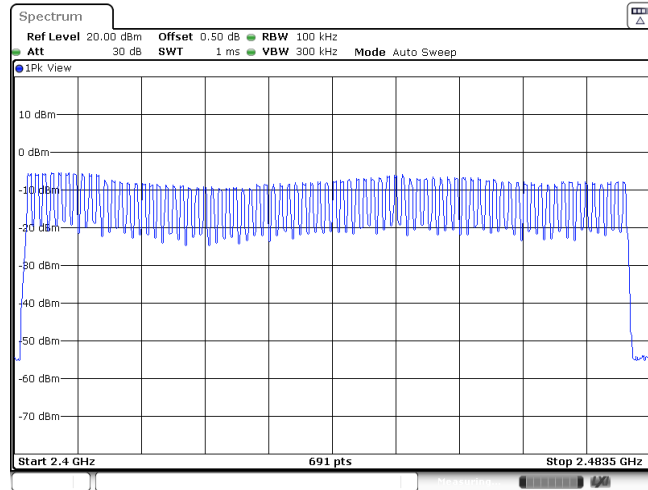
<p>GFSK</p>	<p>Spectrum</p> <p>Ref Level 20.00 dBm Offset 0.50 dB RBW 30 kHz          Att 30 dB SWT 63.2 <math>\mu</math>s VBW 100 kHz Mode Auto FFT          Count 100/100</p> <p>1Pk View</p> <p>M1[1] -8.45 dBm          2.44083913 GHz          D1[1] 0.21 dB          1.00000 MHz</p> <p>Start 2.44 GHz 691 pts Stop 2.443 GHz</p> <p>Date: 7 MAR 2024 12:34:56</p>
<p><math>\pi</math>/4DQPSK</p>	<p>Spectrum</p> <p>Ref Level 20.00 dBm Offset 0.50 dB RBW 30 kHz          Att 30 dB SWT 63.2 <math>\mu</math>s VBW 100 kHz Mode Auto FFT          Count 100/100</p> <p>1Pk View</p> <p>M1[1] -9.57 dBm          2.44098696 GHz          D1[1] 0.14 dB          1.00000 MHz</p> <p>Start 2.44 GHz 691 pts Stop 2.443 GHz</p> <p>Date: 7 MAR 2024 12:37:06</p>
<p>8DPSK</p>	<p>Spectrum</p> <p>Ref Level 20.00 dBm Offset 0.50 dB RBW 30 kHz          Att 30 dB SWT 63.2 <math>\mu</math>s VBW 100 kHz Mode Auto FFT          Count 100/100</p> <p>1Pk View</p> <p>M1[1] -9.58 dBm          2.44098696 GHz          D1[1] 0.21 dB          1.00435 MHz</p> <p>Start 2.44 GHz 691 pts Stop 2.443 GHz</p> <p>Date: 7 MAR 2024 12:40:51</p>

**Appendix E: Hopping Channel Number**

Modulation type	Channel number	Limit	Result
GFSK	79	≥15.00	Pass
π/4DQPSK	79		
8DPSK	79		

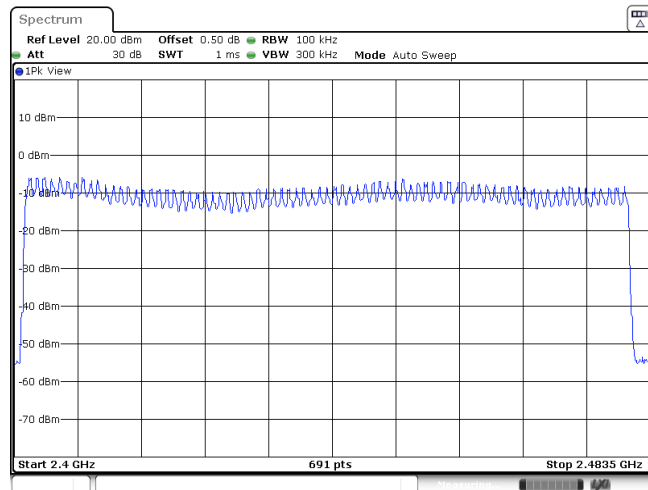


GFSK



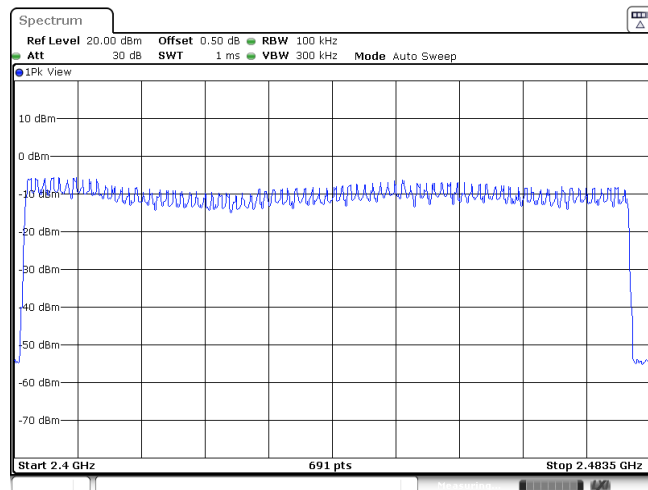
Date: 17 MAR 2024 12:43:36

$\pi/4$ DQPSK



Date: 17 MAR 2024 12:45:18

8DPSK



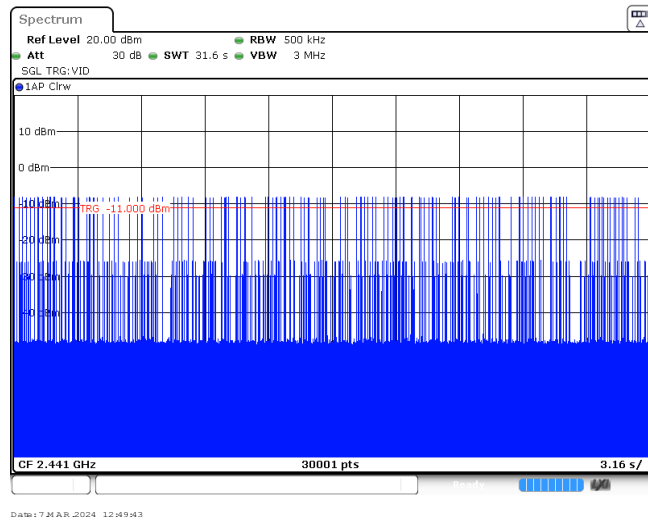
Date: 17 MAR 2024 12:46:49

**Appendix F: Dwell Time**

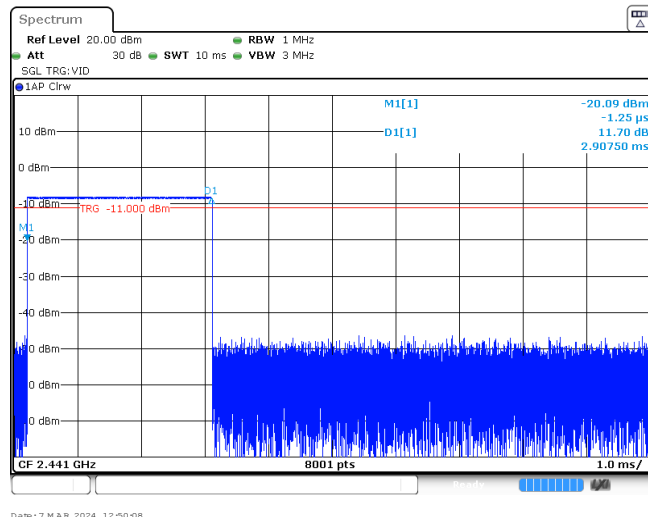
Modulation type	Packet	Burst Width [ms]	Total Hops[hop*ch]	Dwell time (Second)	Limit (Second)	Result
GFSK	DH1	0.40	321.00	0.13	≤ 0.40	Pass
	DH3	1.66	155.00	0.26		
	DH5	2.91	110.00	0.32		
π/4DQPSK	2DH1	0.40	321.00	0.13	≤ 0.40	Pass
	2DH3	1.65	168.00	0.28		
	2DH5	2.90	93.00	0.27		
8DPSK	3DH1	0.39	321.00	0.13	≤ 0.40	Pass
	3DH3	1.64	158.00	0.26		
	3DH5	2.90	119.00	0.35		

Modulation Type: GFSK	
DH1 Burst width	<p>                     Spectrum                      Ref Level 20.00 dBm   RBW 1 MHz                      Att 30 dB   SWT 10 ms   VBW 3 MHz                      SGL TRG:VID                      1AP Cirw                      M1[1] -11.36 dBm                      D1[1] 2.86 dB                      TRG -11.000 dBm                      CF 2.441 GHz   8001 pts   1.0 ms/                 </p>
DH1 Burst number	<p>                     Spectrum                      Ref Level 20.00 dBm   RBW 500 kHz                      Att 30 dB   SWT 31.6 s   VBW 3 MHz                      SGL TRG:VID                      1AP Cirw                      TRG -11.000 dBm                      CF 2.441 GHz   30001 pts   3.16 s/                 </p>
DH3 Burst width	<p>                     Spectrum                      Ref Level 20.00 dBm   RBW 1 MHz                      Att 30 dB   SWT 10 ms   VBW 3 MHz                      SGL TRG:VID                      1AP Cirw                      M1[1] -22.82 dBm                      D1[1] 14.41 dB                      TRG -11.000 dBm                      CF 2.441 GHz   8001 pts   1.0 ms/                 </p>

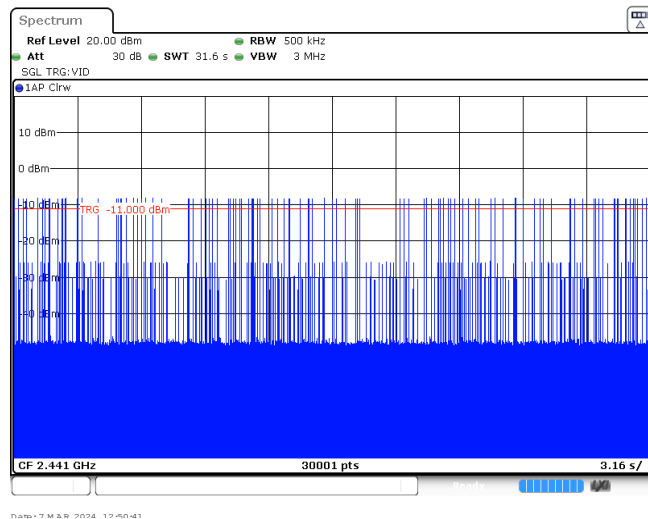
DH3  
Burst number



DH5  
Burst width

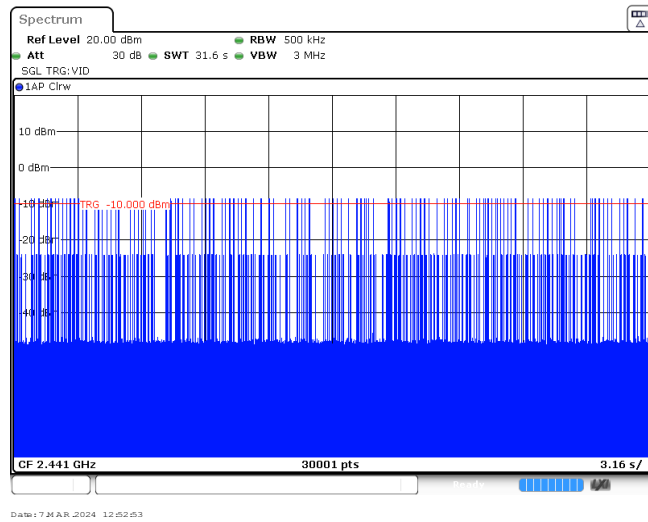


DH5  
Burst number

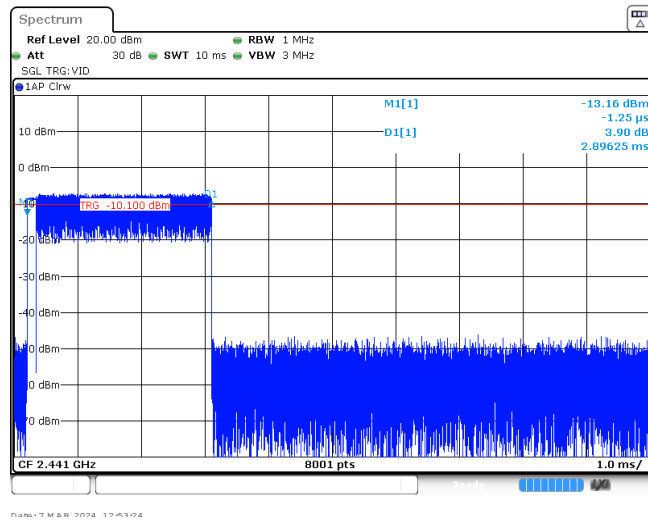


Modulation Type: $\pi/4$ DQPSK	
2DH1 Burst width	
2DH1 Burst number	
2DH3 Burst width	

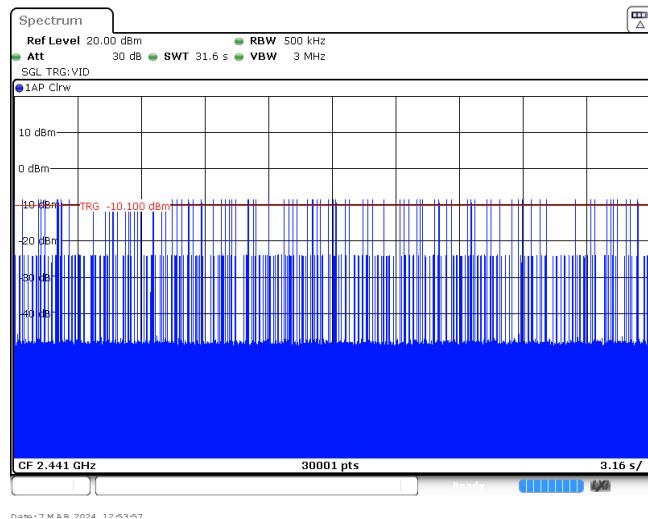
2DH3  
Burst number



2DH5  
Burst width

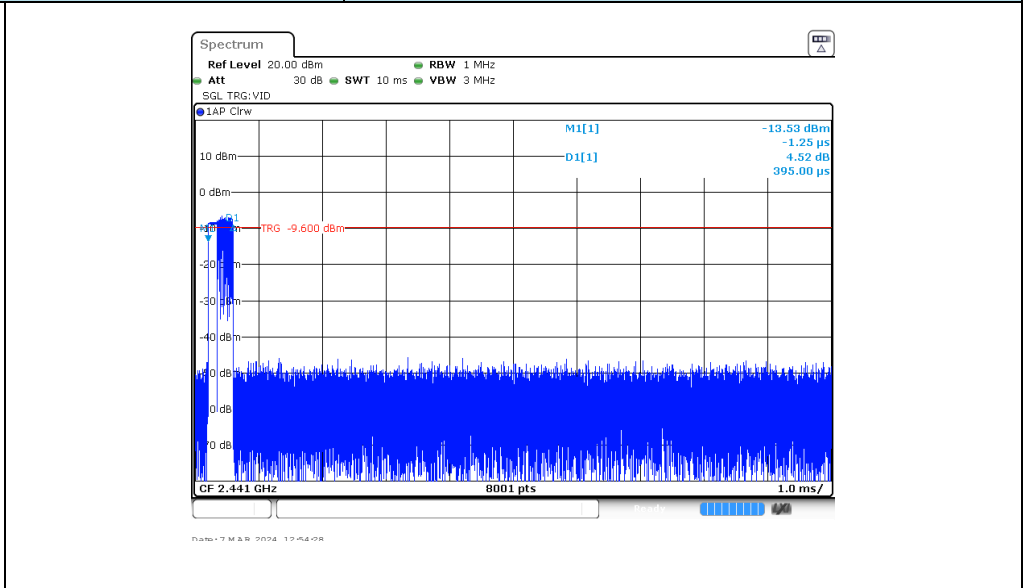


2DH5  
Burst number

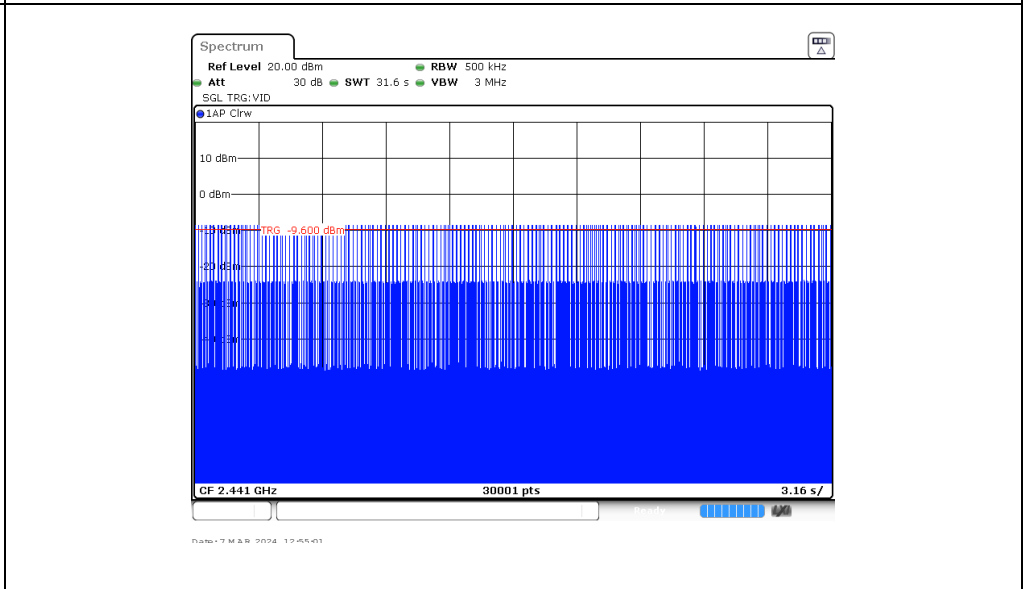


**Modulation Type: 8DPSK**

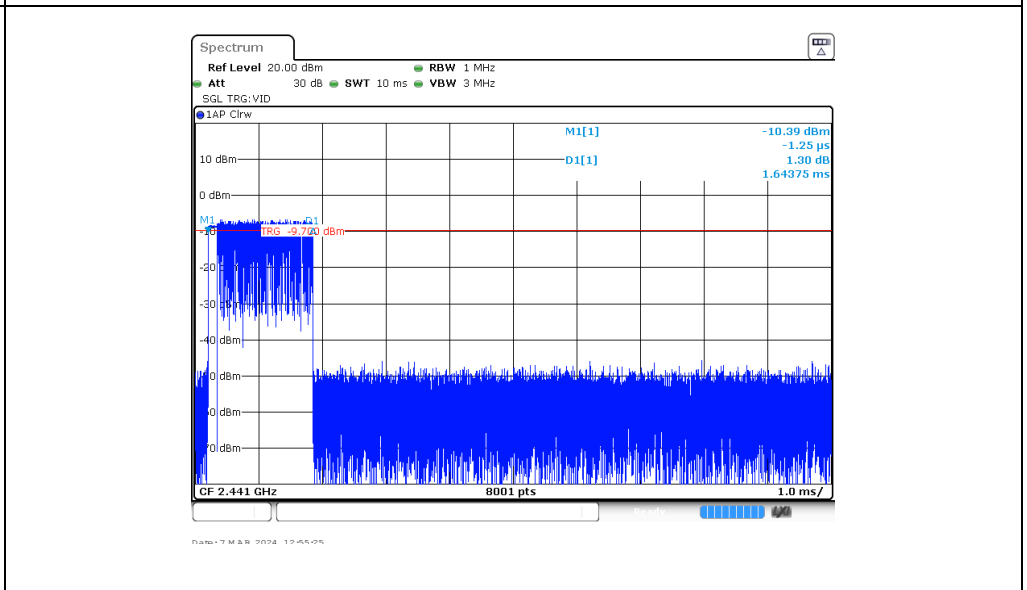
3DH1  
Burst width



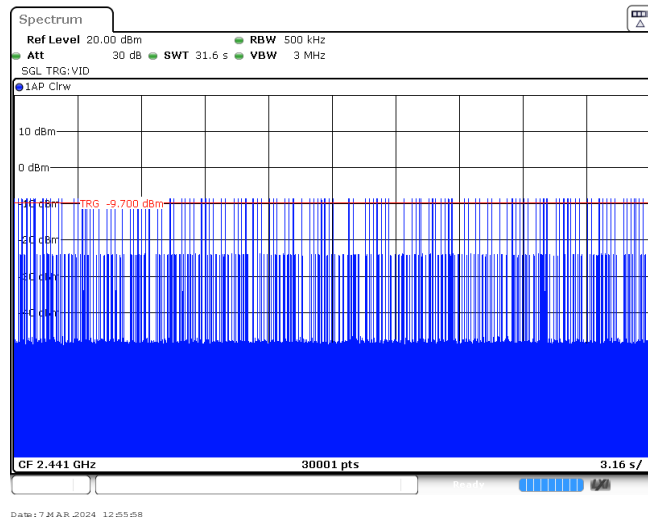
3DH1  
Burst number



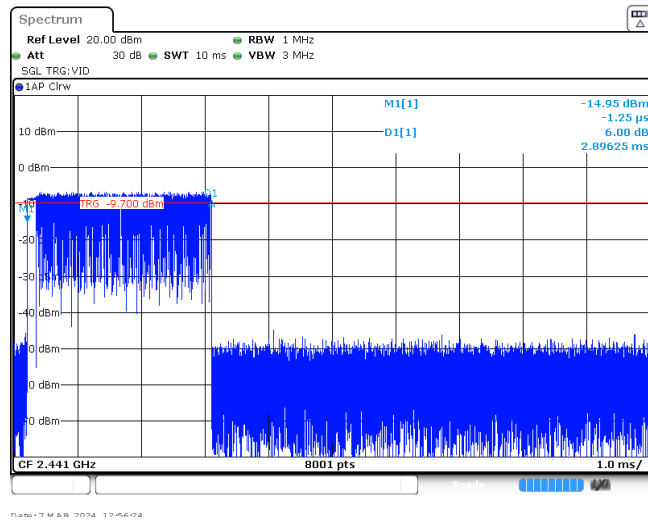
3DH3  
Burst width



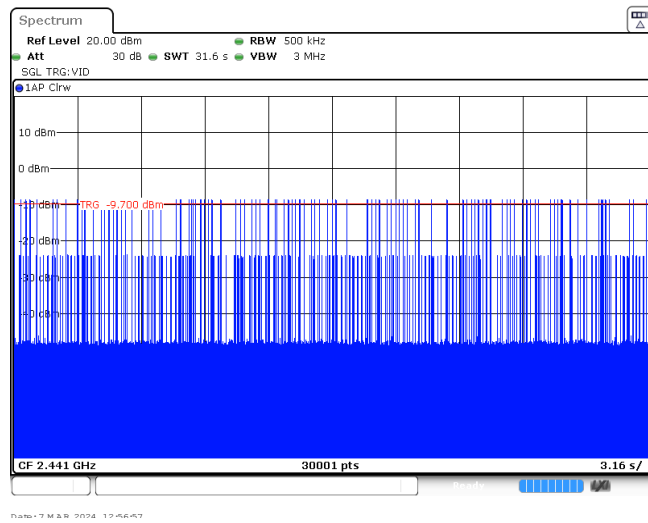
3DH3  
Burst number



3DH5  
Burst width



3DH5  
Burst number

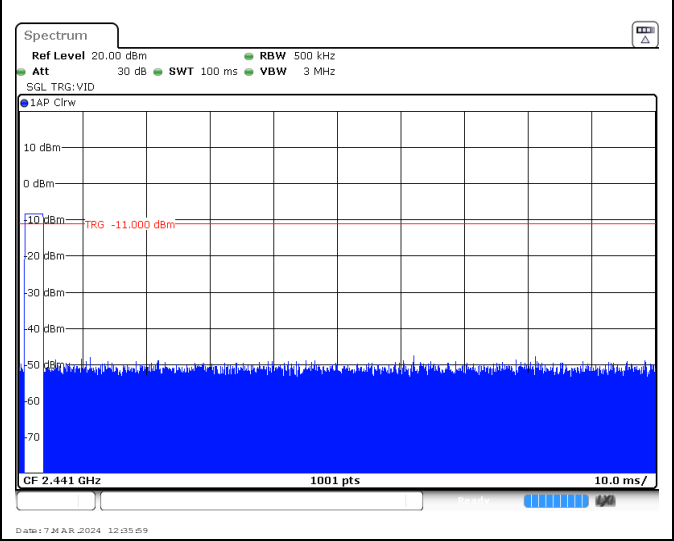
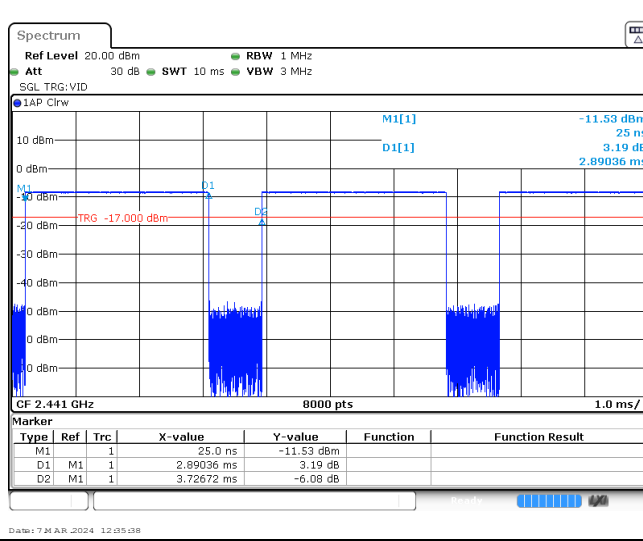




**Appendix G: Duty Cycle Correction Factor (DCCF)**

DCCF Calculate Formula					
DCCF=20 * Log(duty cycle) = 20 * Log( $T_{on\ time} / T_{period}$ )					
Modulation type	Test Frequency (MHz)	$T_{on\ time}$ for single burst [ms]	$T_{period}$ [ms]	Burst Quantity	DCCF [dB]
GFSK	2441	2.89	100	1.00	-30.78
$\pi/4$ DQPSK	2441	2.88	100	1.00	-30.81
8DPSK	2441	2.87	100	1.00	-30.84

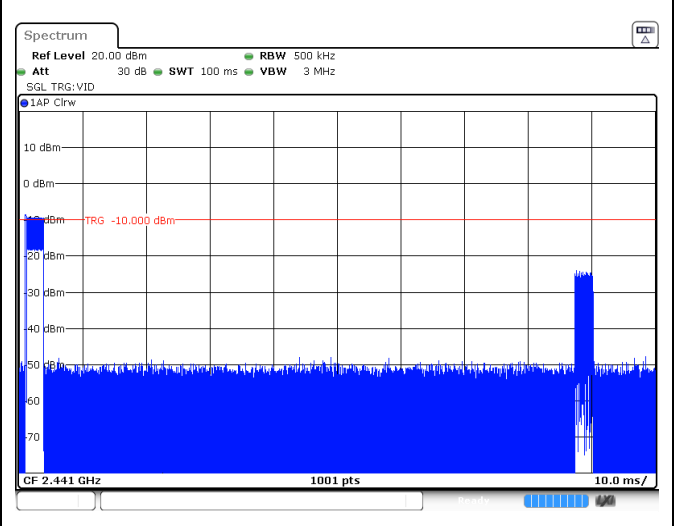
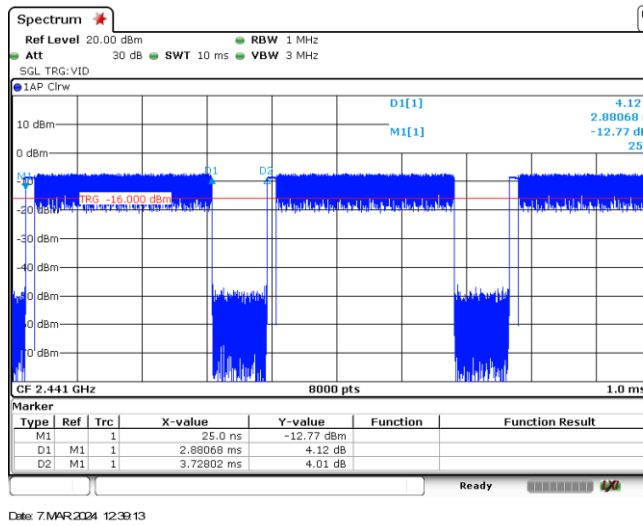
GFSK



T<sub>on</sub> time for single burst

Burst Quantity

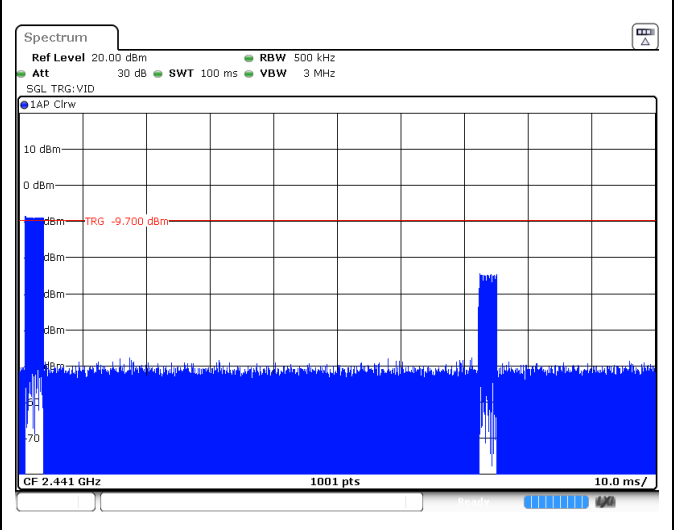
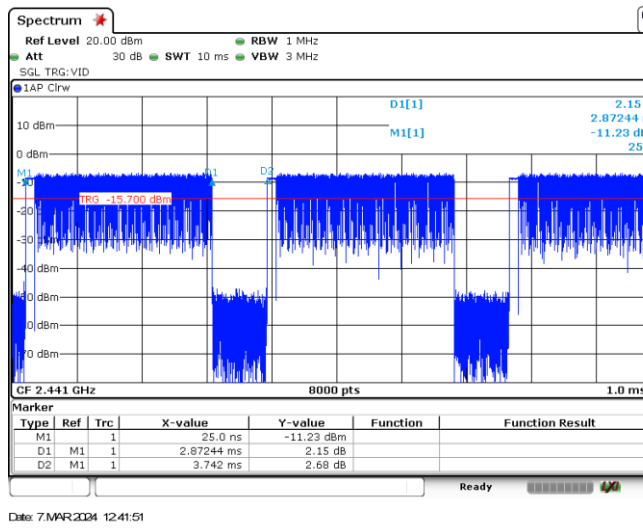
$\pi/4$  DQPSK



T<sub>on</sub> time for single burst

Burst Quantity

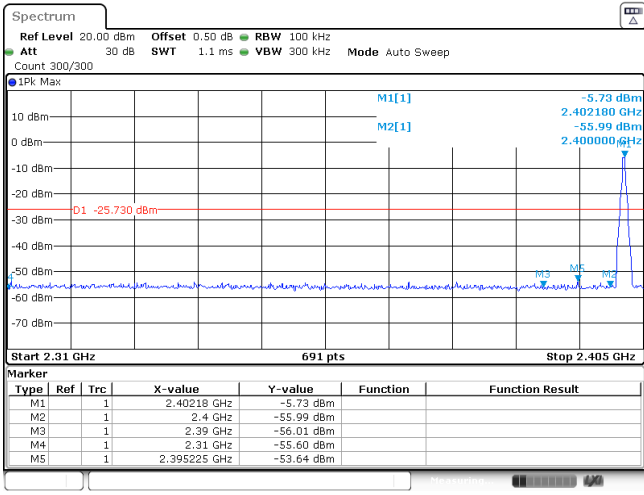
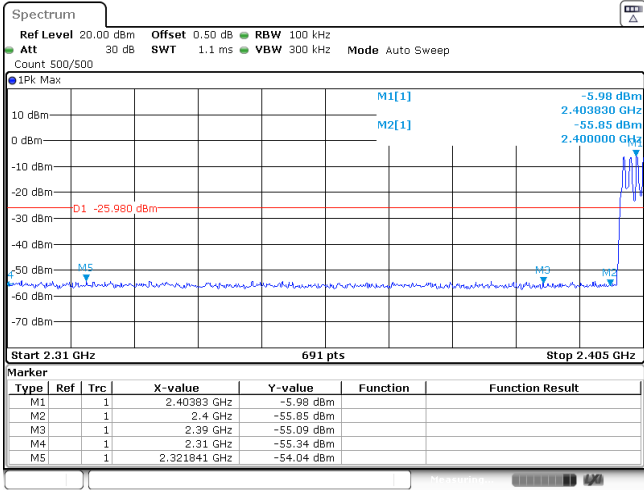
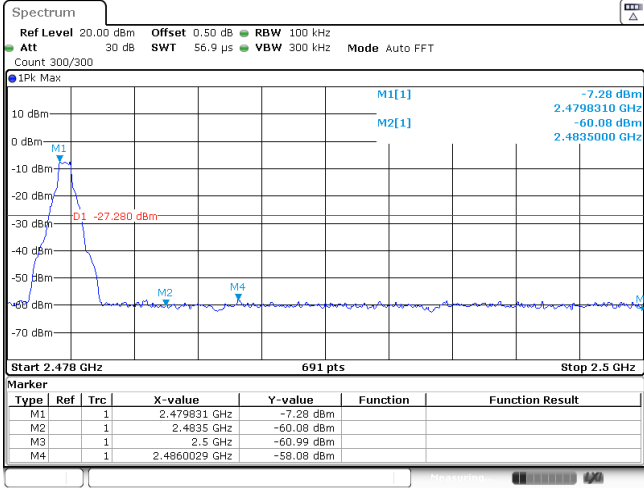
8DPSK



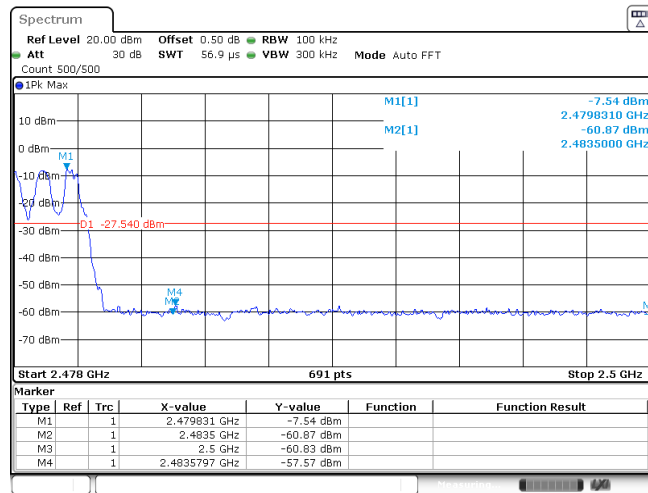
T<sub>on</sub> time for single burst

Burst Quantity

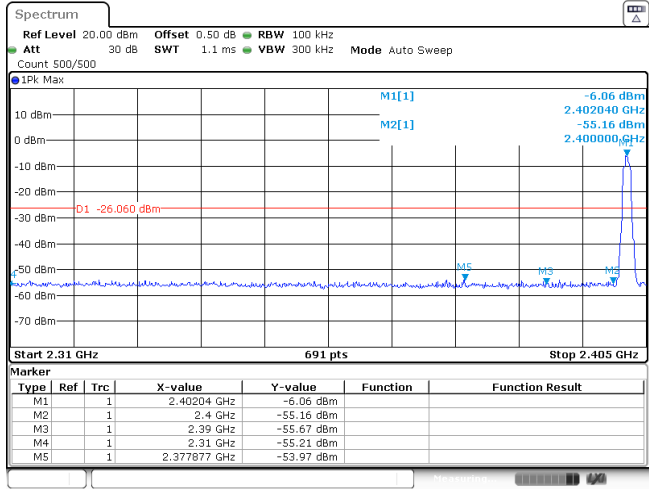
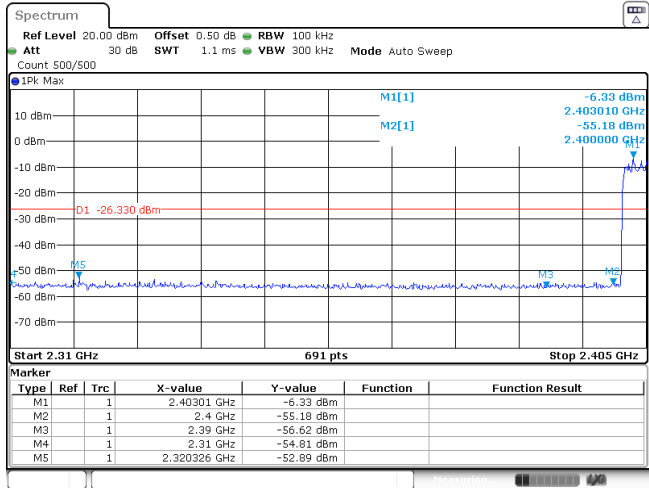
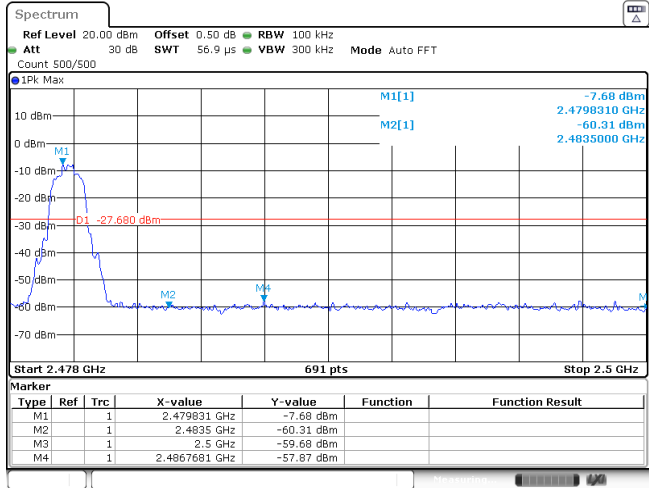
### Appendix H: Band edge and Spurious Emissions (conducted)

Test Item:	Band edge	Modulation type:	GFSK																																										
<p>CH00 No hopping mode</p>	 <table border="1" data-bbox="686 739 1332 851"> <thead> <tr> <th>Type</th> <th>Ref</th> <th>Trc</th> <th>X-value</th> <th>Y-value</th> <th>Function</th> <th>Function Result</th> </tr> </thead> <tbody> <tr> <td>M1</td> <td></td> <td>1</td> <td>2.40218 GHz</td> <td>-5.73 dBm</td> <td></td> <td></td> </tr> <tr> <td>M2</td> <td></td> <td>1</td> <td>2.4 GHz</td> <td>-55.99 dBm</td> <td></td> <td></td> </tr> <tr> <td>M3</td> <td></td> <td>1</td> <td>2.39 GHz</td> <td>-56.01 dBm</td> <td></td> <td></td> </tr> <tr> <td>M4</td> <td></td> <td>1</td> <td>2.31 GHz</td> <td>-55.60 dBm</td> <td></td> <td></td> </tr> <tr> <td>M5</td> <td></td> <td>1</td> <td>2.395225 GHz</td> <td>-53.64 dBm</td> <td></td> <td></td> </tr> </tbody> </table>			Type	Ref	Trc	X-value	Y-value	Function	Function Result	M1		1	2.40218 GHz	-5.73 dBm			M2		1	2.4 GHz	-55.99 dBm			M3		1	2.39 GHz	-56.01 dBm			M4		1	2.31 GHz	-55.60 dBm			M5		1	2.395225 GHz	-53.64 dBm		
Type	Ref	Trc	X-value	Y-value	Function	Function Result																																							
M1		1	2.40218 GHz	-5.73 dBm																																									
M2		1	2.4 GHz	-55.99 dBm																																									
M3		1	2.39 GHz	-56.01 dBm																																									
M4		1	2.31 GHz	-55.60 dBm																																									
M5		1	2.395225 GHz	-53.64 dBm																																									
<p>CH00 Hopping mode</p>	 <table border="1" data-bbox="686 1288 1332 1400"> <thead> <tr> <th>Type</th> <th>Ref</th> <th>Trc</th> <th>X-value</th> <th>Y-value</th> <th>Function</th> <th>Function Result</th> </tr> </thead> <tbody> <tr> <td>M1</td> <td></td> <td>1</td> <td>2.40383 GHz</td> <td>-5.98 dBm</td> <td></td> <td></td> </tr> <tr> <td>M2</td> <td></td> <td>1</td> <td>2.4 GHz</td> <td>-55.85 dBm</td> <td></td> <td></td> </tr> <tr> <td>M3</td> <td></td> <td>1</td> <td>2.39 GHz</td> <td>-55.09 dBm</td> <td></td> <td></td> </tr> <tr> <td>M4</td> <td></td> <td>1</td> <td>2.31 GHz</td> <td>-55.34 dBm</td> <td></td> <td></td> </tr> <tr> <td>M5</td> <td></td> <td>1</td> <td>2.321841 GHz</td> <td>-54.04 dBm</td> <td></td> <td></td> </tr> </tbody> </table>			Type	Ref	Trc	X-value	Y-value	Function	Function Result	M1		1	2.40383 GHz	-5.98 dBm			M2		1	2.4 GHz	-55.85 dBm			M3		1	2.39 GHz	-55.09 dBm			M4		1	2.31 GHz	-55.34 dBm			M5		1	2.321841 GHz	-54.04 dBm		
Type	Ref	Trc	X-value	Y-value	Function	Function Result																																							
M1		1	2.40383 GHz	-5.98 dBm																																									
M2		1	2.4 GHz	-55.85 dBm																																									
M3		1	2.39 GHz	-55.09 dBm																																									
M4		1	2.31 GHz	-55.34 dBm																																									
M5		1	2.321841 GHz	-54.04 dBm																																									
<p>CH78 No hopping mode</p>	 <table border="1" data-bbox="686 1848 1332 1960"> <thead> <tr> <th>Type</th> <th>Ref</th> <th>Trc</th> <th>X-value</th> <th>Y-value</th> <th>Function</th> <th>Function Result</th> </tr> </thead> <tbody> <tr> <td>M1</td> <td></td> <td>1</td> <td>2.479831 GHz</td> <td>-7.28 dBm</td> <td></td> <td></td> </tr> <tr> <td>M2</td> <td></td> <td>1</td> <td>2.4835 GHz</td> <td>-60.08 dBm</td> <td></td> <td></td> </tr> <tr> <td>M3</td> <td></td> <td>1</td> <td>2.5 GHz</td> <td>-60.99 dBm</td> <td></td> <td></td> </tr> <tr> <td>M4</td> <td></td> <td>1</td> <td>2.4860029 GHz</td> <td>-58.08 dBm</td> <td></td> <td></td> </tr> </tbody> </table>			Type	Ref	Trc	X-value	Y-value	Function	Function Result	M1		1	2.479831 GHz	-7.28 dBm			M2		1	2.4835 GHz	-60.08 dBm			M3		1	2.5 GHz	-60.99 dBm			M4		1	2.4860029 GHz	-58.08 dBm									
Type	Ref	Trc	X-value	Y-value	Function	Function Result																																							
M1		1	2.479831 GHz	-7.28 dBm																																									
M2		1	2.4835 GHz	-60.08 dBm																																									
M3		1	2.5 GHz	-60.99 dBm																																									
M4		1	2.4860029 GHz	-58.08 dBm																																									

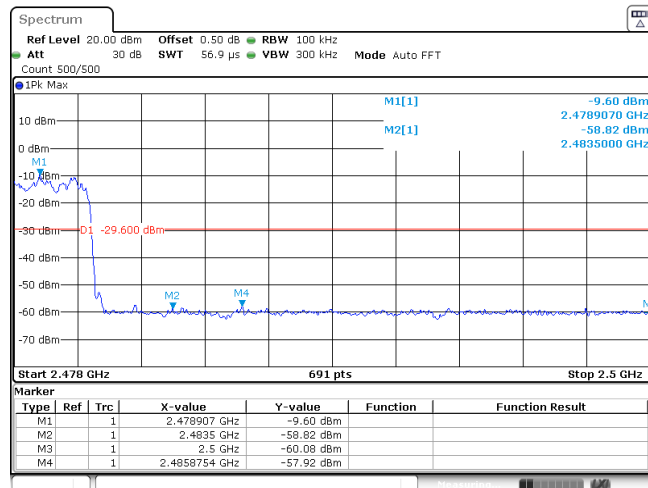
CH78  
Hopping mode



Date: 7 MAR 2024 12:44:02

Test Item:	Band edge	Modulation type:	π/4DQPSK																																										
<p>CH00 No hopping mode</p>	 <table border="1" data-bbox="689 636 1327 739"> <thead> <tr> <th>Type</th> <th>Ref</th> <th>Trc</th> <th>X-value</th> <th>Y-value</th> <th>Function</th> <th>Function Result</th> </tr> </thead> <tbody> <tr> <td>M1</td> <td>1</td> <td></td> <td>2.40204 GHz</td> <td>-6.06 dBm</td> <td></td> <td></td> </tr> <tr> <td>M2</td> <td>1</td> <td></td> <td>2.4 GHz</td> <td>-55.16 dBm</td> <td></td> <td></td> </tr> <tr> <td>M3</td> <td>1</td> <td></td> <td>2.39 GHz</td> <td>-55.67 dBm</td> <td></td> <td></td> </tr> <tr> <td>M4</td> <td>1</td> <td></td> <td>2.31 GHz</td> <td>-55.21 dBm</td> <td></td> <td></td> </tr> <tr> <td>M5</td> <td>1</td> <td></td> <td>2.377877 GHz</td> <td>-53.97 dBm</td> <td></td> <td></td> </tr> </tbody> </table>			Type	Ref	Trc	X-value	Y-value	Function	Function Result	M1	1		2.40204 GHz	-6.06 dBm			M2	1		2.4 GHz	-55.16 dBm			M3	1		2.39 GHz	-55.67 dBm			M4	1		2.31 GHz	-55.21 dBm			M5	1		2.377877 GHz	-53.97 dBm		
Type	Ref	Trc	X-value	Y-value	Function	Function Result																																							
M1	1		2.40204 GHz	-6.06 dBm																																									
M2	1		2.4 GHz	-55.16 dBm																																									
M3	1		2.39 GHz	-55.67 dBm																																									
M4	1		2.31 GHz	-55.21 dBm																																									
M5	1		2.377877 GHz	-53.97 dBm																																									
<p>CH00 Hopping mode</p>	 <table border="1" data-bbox="689 1182 1327 1285"> <thead> <tr> <th>Type</th> <th>Ref</th> <th>Trc</th> <th>X-value</th> <th>Y-value</th> <th>Function</th> <th>Function Result</th> </tr> </thead> <tbody> <tr> <td>M1</td> <td>1</td> <td></td> <td>2.40301 GHz</td> <td>-6.33 dBm</td> <td></td> <td></td> </tr> <tr> <td>M2</td> <td>1</td> <td></td> <td>2.4 GHz</td> <td>-55.18 dBm</td> <td></td> <td></td> </tr> <tr> <td>M3</td> <td>1</td> <td></td> <td>2.39 GHz</td> <td>-56.62 dBm</td> <td></td> <td></td> </tr> <tr> <td>M4</td> <td>1</td> <td></td> <td>2.31 GHz</td> <td>-54.81 dBm</td> <td></td> <td></td> </tr> <tr> <td>M5</td> <td>1</td> <td></td> <td>2.320326 GHz</td> <td>-52.89 dBm</td> <td></td> <td></td> </tr> </tbody> </table>			Type	Ref	Trc	X-value	Y-value	Function	Function Result	M1	1		2.40301 GHz	-6.33 dBm			M2	1		2.4 GHz	-55.18 dBm			M3	1		2.39 GHz	-56.62 dBm			M4	1		2.31 GHz	-54.81 dBm			M5	1		2.320326 GHz	-52.89 dBm		
Type	Ref	Trc	X-value	Y-value	Function	Function Result																																							
M1	1		2.40301 GHz	-6.33 dBm																																									
M2	1		2.4 GHz	-55.18 dBm																																									
M3	1		2.39 GHz	-56.62 dBm																																									
M4	1		2.31 GHz	-54.81 dBm																																									
M5	1		2.320326 GHz	-52.89 dBm																																									
<p>CH78 No hopping mode</p>	 <table border="1" data-bbox="689 1751 1327 1854"> <thead> <tr> <th>Type</th> <th>Ref</th> <th>Trc</th> <th>X-value</th> <th>Y-value</th> <th>Function</th> <th>Function Result</th> </tr> </thead> <tbody> <tr> <td>M1</td> <td>1</td> <td></td> <td>2.479831 GHz</td> <td>-7.68 dBm</td> <td></td> <td></td> </tr> <tr> <td>M2</td> <td>1</td> <td></td> <td>2.4695 GHz</td> <td>-60.31 dBm</td> <td></td> <td></td> </tr> <tr> <td>M3</td> <td>1</td> <td></td> <td>2.5 GHz</td> <td>-59.68 dBm</td> <td></td> <td></td> </tr> <tr> <td>M4</td> <td>1</td> <td></td> <td>2.4867681 GHz</td> <td>-57.87 dBm</td> <td></td> <td></td> </tr> </tbody> </table>			Type	Ref	Trc	X-value	Y-value	Function	Function Result	M1	1		2.479831 GHz	-7.68 dBm			M2	1		2.4695 GHz	-60.31 dBm			M3	1		2.5 GHz	-59.68 dBm			M4	1		2.4867681 GHz	-57.87 dBm									
Type	Ref	Trc	X-value	Y-value	Function	Function Result																																							
M1	1		2.479831 GHz	-7.68 dBm																																									
M2	1		2.4695 GHz	-60.31 dBm																																									
M3	1		2.5 GHz	-59.68 dBm																																									
M4	1		2.4867681 GHz	-57.87 dBm																																									

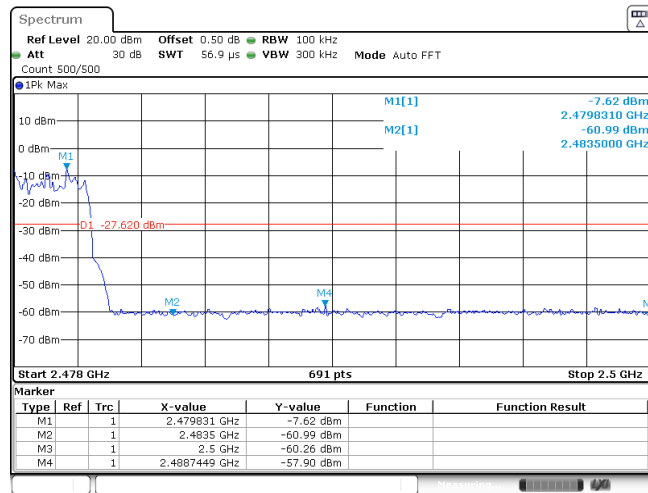
CH78  
Hopping mode



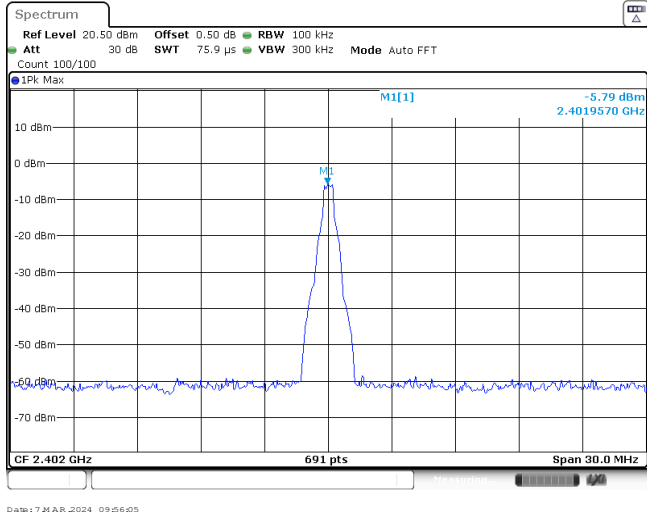
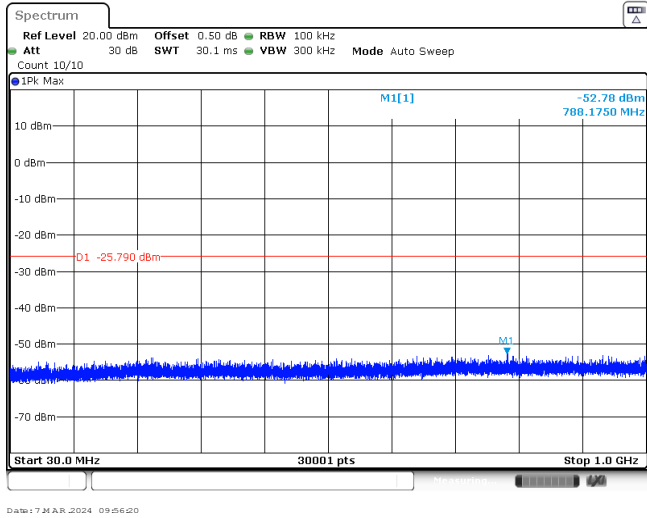
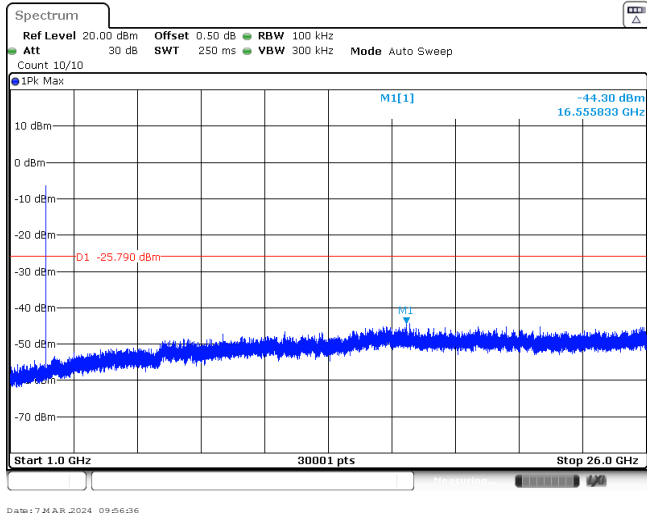
Date: 7 MAR 2024 12:45:44

Test Item:	Band edge	Modulation type:	8DPSK																																										
<p>CH00 No hopping mode</p>	<table border="1"> <thead> <tr> <th>Type</th> <th>Ref</th> <th>Trc</th> <th>X-value</th> <th>Y-value</th> <th>Function</th> <th>Function Result</th> </tr> </thead> <tbody> <tr> <td>M1</td> <td>1</td> <td></td> <td>2.40218 GHz</td> <td>-5.96 dBm</td> <td></td> <td></td> </tr> <tr> <td>M2</td> <td>1</td> <td></td> <td>2.4 GHz</td> <td>-55.59 dBm</td> <td></td> <td></td> </tr> <tr> <td>M3</td> <td>1</td> <td></td> <td>2.39 GHz</td> <td>-55.32 dBm</td> <td></td> <td></td> </tr> <tr> <td>M4</td> <td>1</td> <td></td> <td>2.31 GHz</td> <td>-54.60 dBm</td> <td></td> <td></td> </tr> <tr> <td>M5</td> <td>1</td> <td></td> <td>2.313442 GHz</td> <td>-53.99 dBm</td> <td></td> <td></td> </tr> </tbody> </table>			Type	Ref	Trc	X-value	Y-value	Function	Function Result	M1	1		2.40218 GHz	-5.96 dBm			M2	1		2.4 GHz	-55.59 dBm			M3	1		2.39 GHz	-55.32 dBm			M4	1		2.31 GHz	-54.60 dBm			M5	1		2.313442 GHz	-53.99 dBm		
Type	Ref	Trc	X-value	Y-value	Function	Function Result																																							
M1	1		2.40218 GHz	-5.96 dBm																																									
M2	1		2.4 GHz	-55.59 dBm																																									
M3	1		2.39 GHz	-55.32 dBm																																									
M4	1		2.31 GHz	-54.60 dBm																																									
M5	1		2.313442 GHz	-53.99 dBm																																									
<p>CH00 Hopping mode</p>	<table border="1"> <thead> <tr> <th>Type</th> <th>Ref</th> <th>Trc</th> <th>X-value</th> <th>Y-value</th> <th>Function</th> <th>Function Result</th> </tr> </thead> <tbody> <tr> <td>M1</td> <td>1</td> <td></td> <td>2.40411 GHz</td> <td>-6.00 dBm</td> <td></td> <td></td> </tr> <tr> <td>M2</td> <td>1</td> <td></td> <td>2.4 GHz</td> <td>-56.73 dBm</td> <td></td> <td></td> </tr> <tr> <td>M3</td> <td>1</td> <td></td> <td>2.39 GHz</td> <td>-56.55 dBm</td> <td></td> <td></td> </tr> <tr> <td>M4</td> <td>1</td> <td></td> <td>2.31 GHz</td> <td>-56.32 dBm</td> <td></td> <td></td> </tr> <tr> <td>M5</td> <td>1</td> <td></td> <td>2.36342 GHz</td> <td>-53.88 dBm</td> <td></td> <td></td> </tr> </tbody> </table>			Type	Ref	Trc	X-value	Y-value	Function	Function Result	M1	1		2.40411 GHz	-6.00 dBm			M2	1		2.4 GHz	-56.73 dBm			M3	1		2.39 GHz	-56.55 dBm			M4	1		2.31 GHz	-56.32 dBm			M5	1		2.36342 GHz	-53.88 dBm		
Type	Ref	Trc	X-value	Y-value	Function	Function Result																																							
M1	1		2.40411 GHz	-6.00 dBm																																									
M2	1		2.4 GHz	-56.73 dBm																																									
M3	1		2.39 GHz	-56.55 dBm																																									
M4	1		2.31 GHz	-56.32 dBm																																									
M5	1		2.36342 GHz	-53.88 dBm																																									
<p>CH78 No hopping mode</p>	<table border="1"> <thead> <tr> <th>Type</th> <th>Ref</th> <th>Trc</th> <th>X-value</th> <th>Y-value</th> <th>Function</th> <th>Function Result</th> </tr> </thead> <tbody> <tr> <td>M1</td> <td>1</td> <td></td> <td>2.480181 GHz</td> <td>-7.64 dBm</td> <td></td> <td></td> </tr> <tr> <td>M2</td> <td>1</td> <td></td> <td>2.4835 GHz</td> <td>-60.34 dBm</td> <td></td> <td></td> </tr> <tr> <td>M3</td> <td>1</td> <td></td> <td>2.5 GHz</td> <td>-60.28 dBm</td> <td></td> <td></td> </tr> <tr> <td>M4</td> <td>1</td> <td></td> <td>2.4869913 GHz</td> <td>-58.34 dBm</td> <td></td> <td></td> </tr> </tbody> </table>			Type	Ref	Trc	X-value	Y-value	Function	Function Result	M1	1		2.480181 GHz	-7.64 dBm			M2	1		2.4835 GHz	-60.34 dBm			M3	1		2.5 GHz	-60.28 dBm			M4	1		2.4869913 GHz	-58.34 dBm									
Type	Ref	Trc	X-value	Y-value	Function	Function Result																																							
M1	1		2.480181 GHz	-7.64 dBm																																									
M2	1		2.4835 GHz	-60.34 dBm																																									
M3	1		2.5 GHz	-60.28 dBm																																									
M4	1		2.4869913 GHz	-58.34 dBm																																									

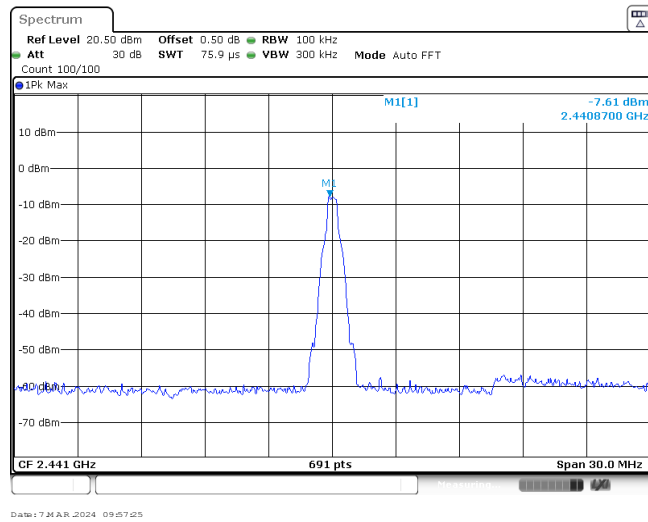
CH78  
Hoppig mode



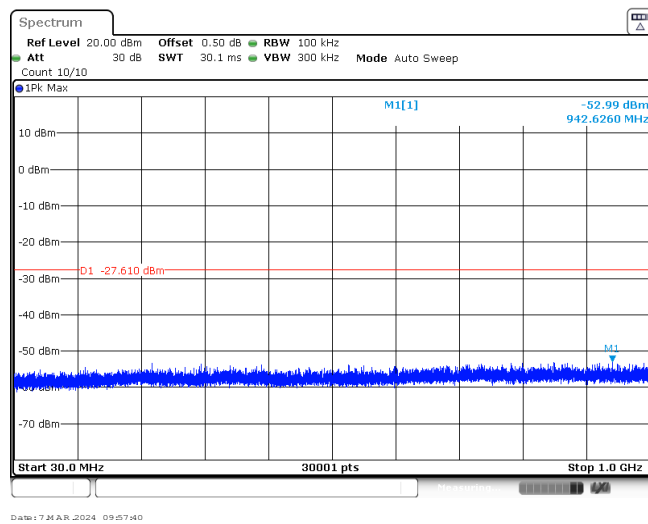


Test Item:	Spurious Emission	Modulation type:	GFSK
<p>CH00 Reference level</p>	 <p>Spectrum Ref Level 20.50 dBm Offset 0.50 dB RBW 100 kHz Att 30 dB SWT 75.9 μs VBW 300 kHz Mode Auto FFT Count 100/100 1Pk Max M1[1] -5.79 dBm 2.4019570 GHz CF 2.402 GHz 691 pts Span 30.0 MHz Date: 7 MAR 2024 09:56:05</p>		
<p>CH00 30MHz~1000MHz</p>	 <p>Spectrum Ref Level 20.00 dBm Offset 0.50 dB RBW 100 kHz Att 30 dB SWT 30.1 ms VBW 300 kHz Mode Auto Sweep Count 10/10 1Pk Max M1[1] -52.78 dBm 788.1750 MHz D1 -25.790 dBm Start 30.0 MHz 30001 pts Stop 1.0 GHz Date: 7 MAR 2024 09:56:00</p>		
<p>CH00 1GHz~26GHz</p>	 <p>Spectrum Ref Level 20.00 dBm Offset 0.50 dB RBW 100 kHz Att 30 dB SWT 250 ms VBW 300 kHz Mode Auto Sweep Count 10/10 1Pk Max M1[1] -44.30 dBm 16.555833 GHz D1 -25.790 dBm Start 1.0 GHz 30001 pts Stop 26.0 GHz Date: 7 MAR 2024 09:56:06</p>		

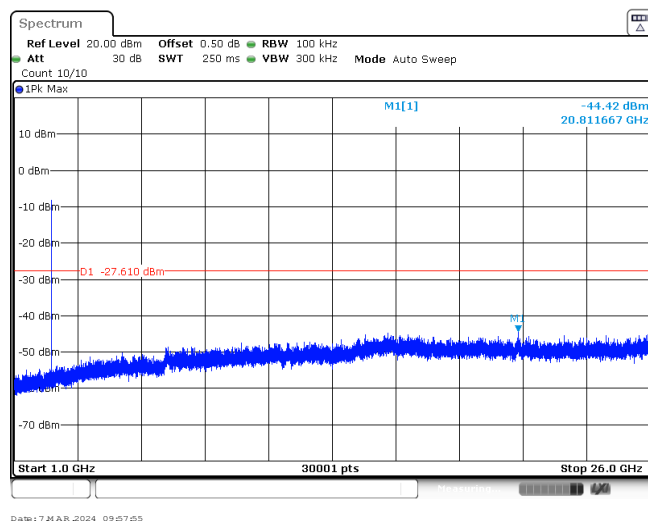
CH39  
Reference level



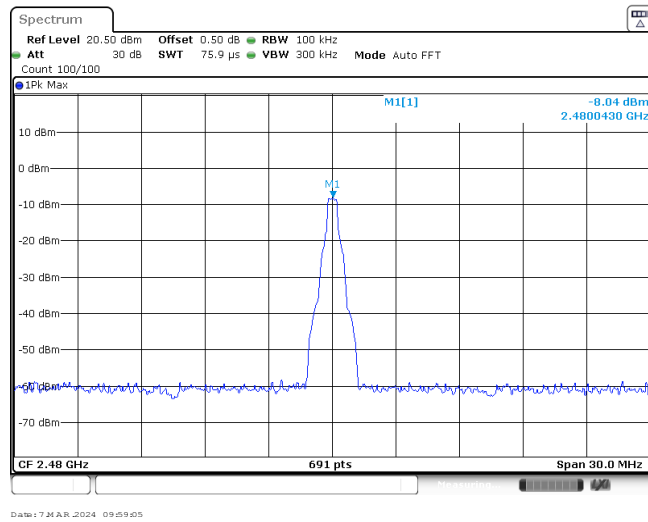
CH39  
30MHz~1000MHz



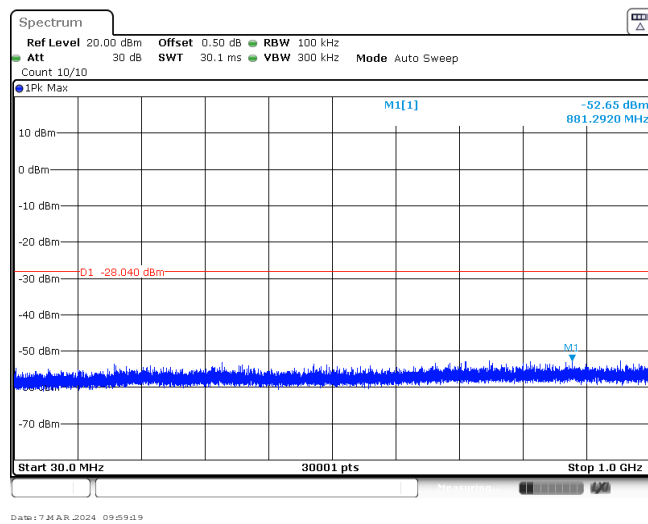
CH39  
1GHz~26GHz



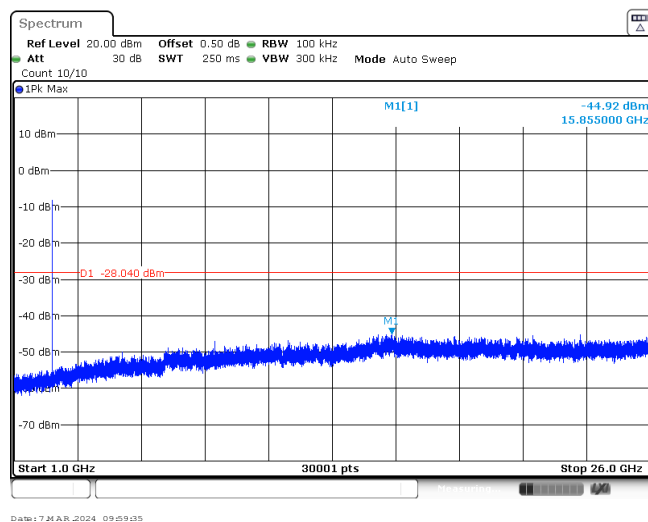
CH78  
Reference level

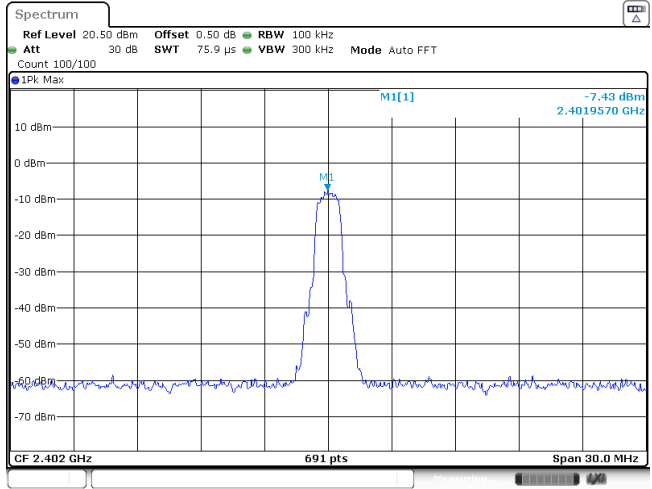
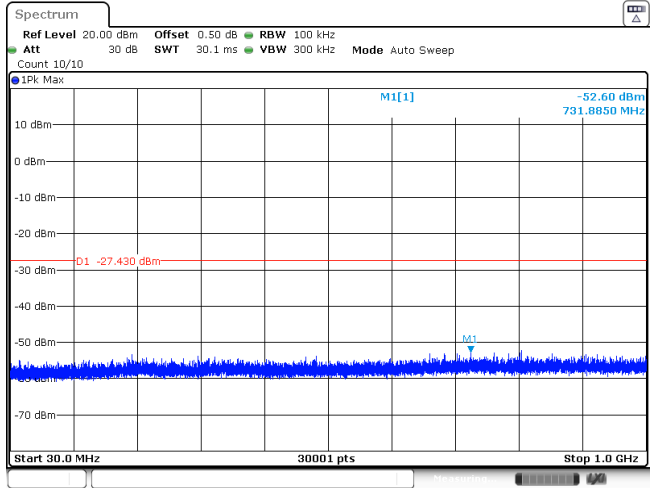
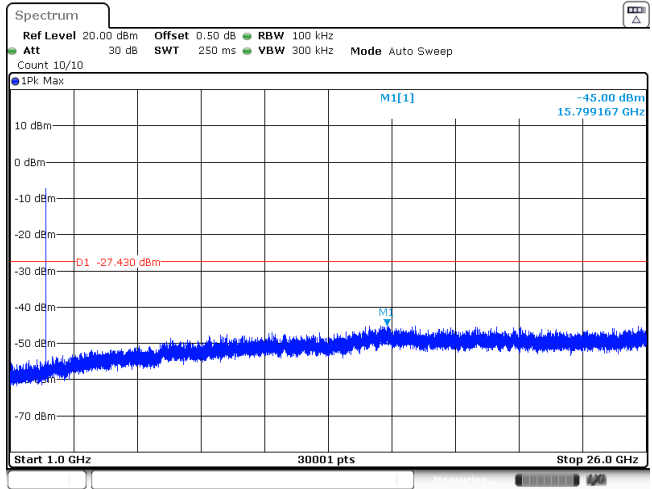


CH78  
30MHz~1000MHz

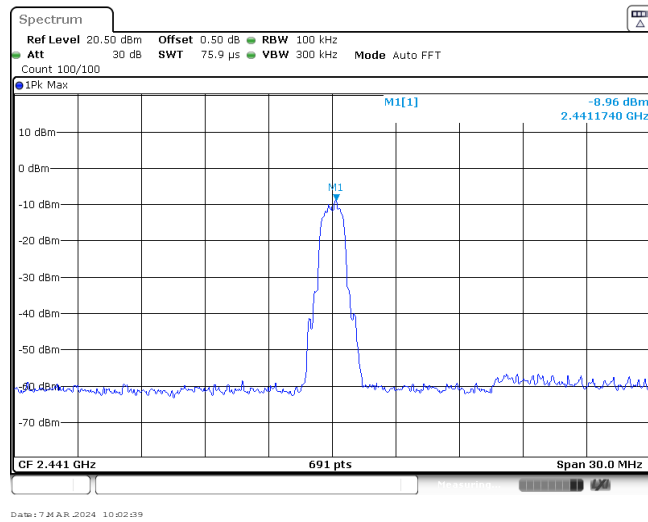


CH78  
1GHz~26GHz

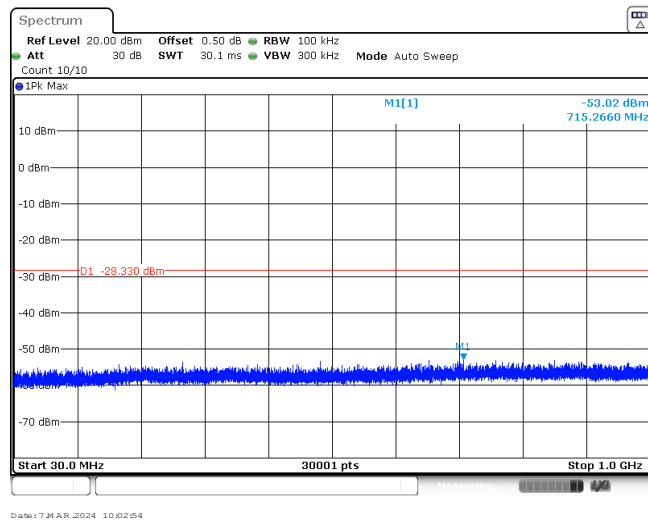


Test Item:	Spurious Emission	Modulation type:	$\pi/4$ DQPSK
<p>CH00 Reference level</p>			
<p>CH00 30MHz~1000MHz</p>			
<p>CH00 1GHz~26GHz</p>			

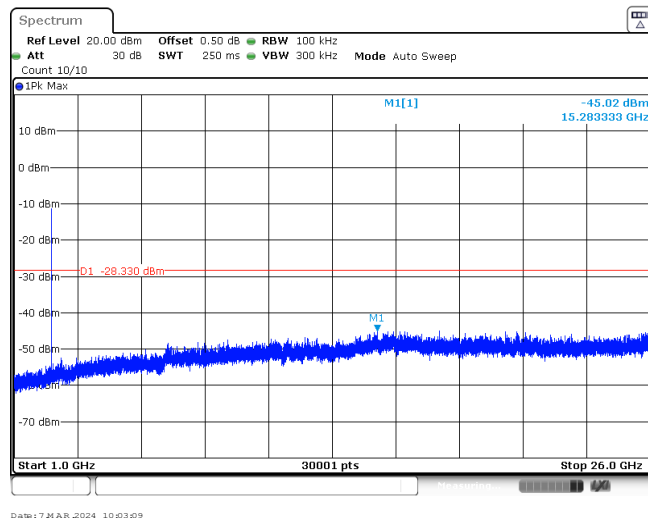
CH39  
Reference level



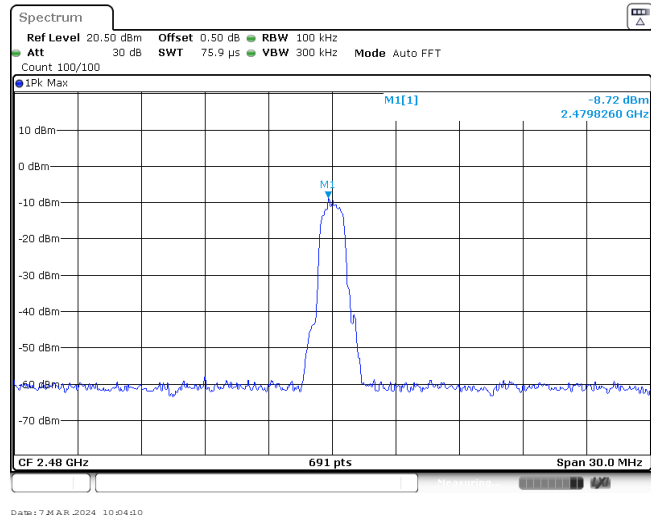
CH39  
30MHz~1000MHz



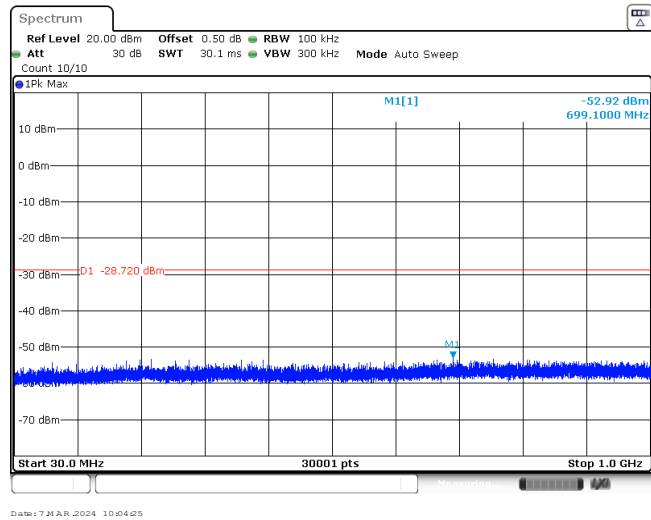
CH39  
1GHz~26GHz



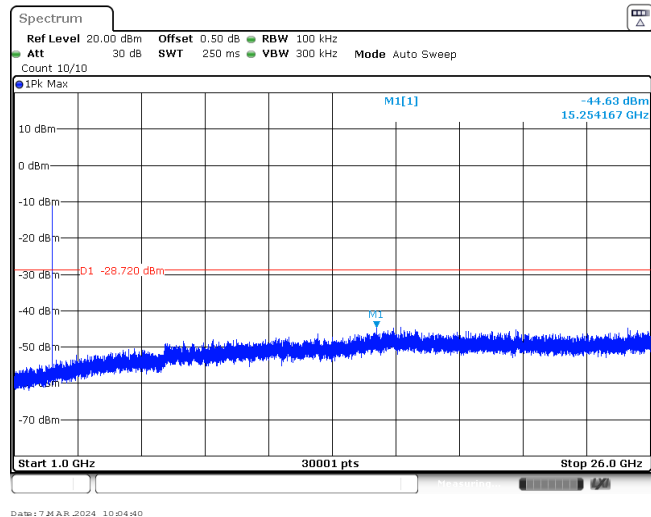
CH78  
Reference level

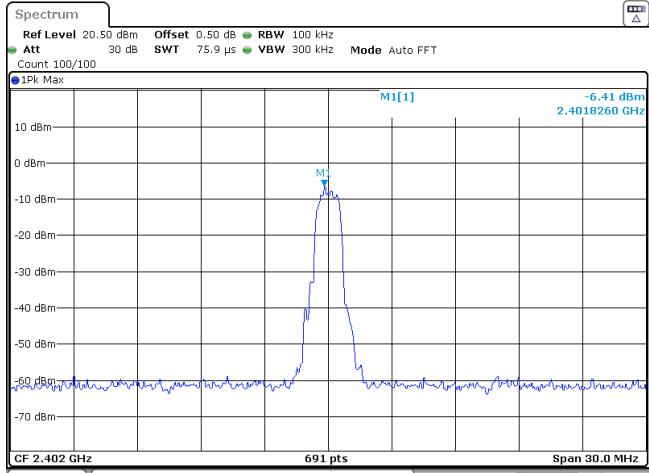
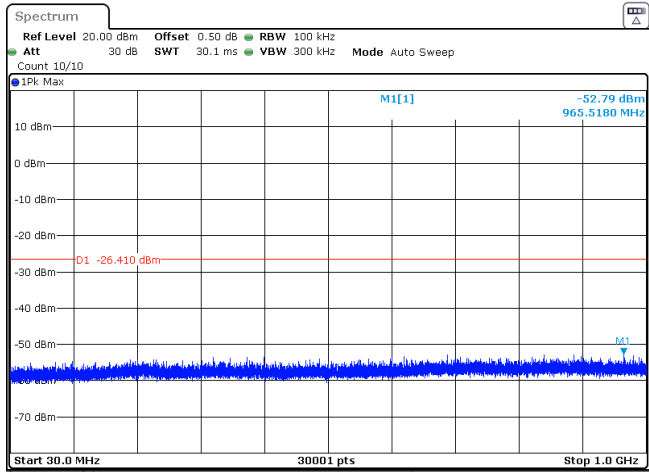
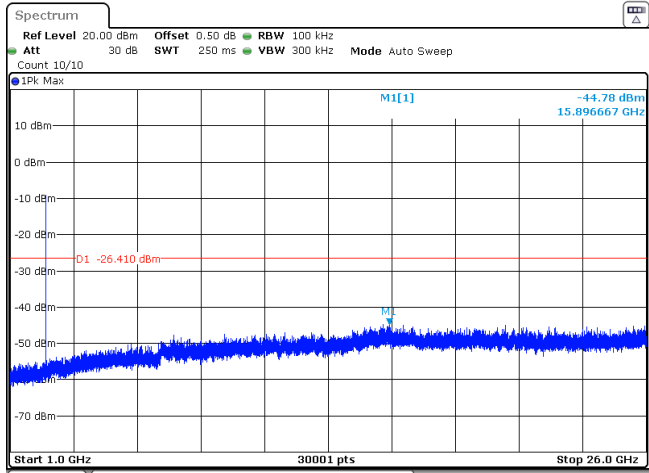


CH78  
30MHz~1000MHz

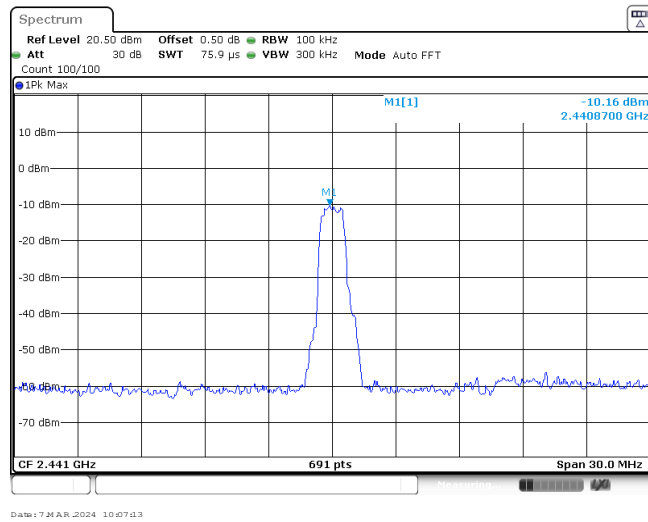


CH78  
1GHz~26GHz

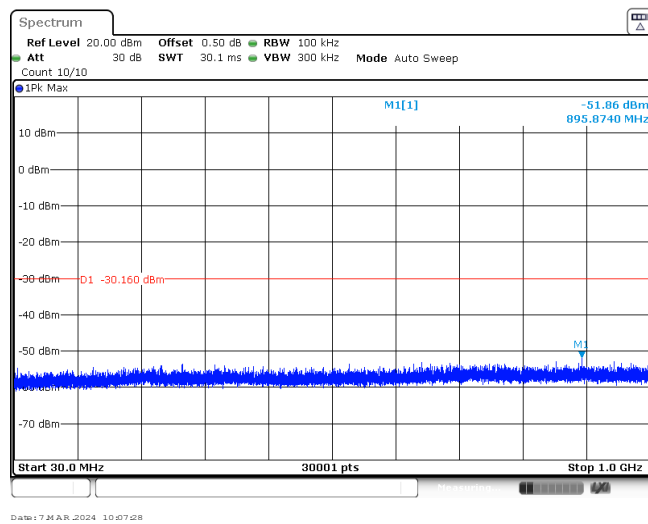


Test Item:	Spurious Emission	Modulation type:	8DPSK
<p>CH00 Reference level</p>			
<p>CH00 30MHz~1000MHz</p>			
<p>CH00 1GHz~26GHz</p>			

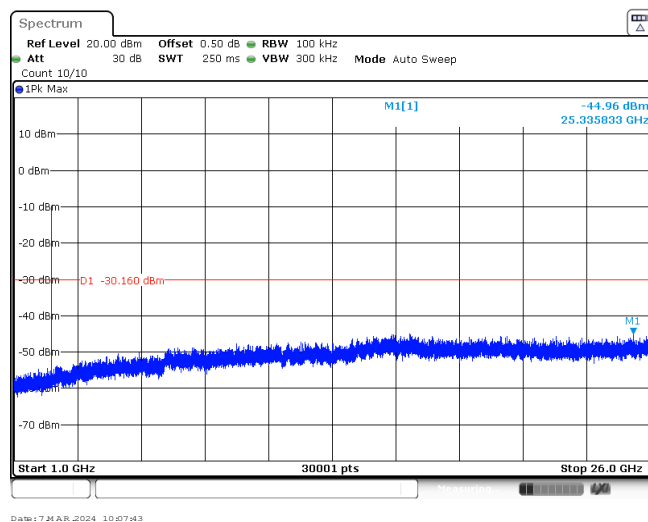
CH39  
Reference level



CH39  
30MHz~1000MHz

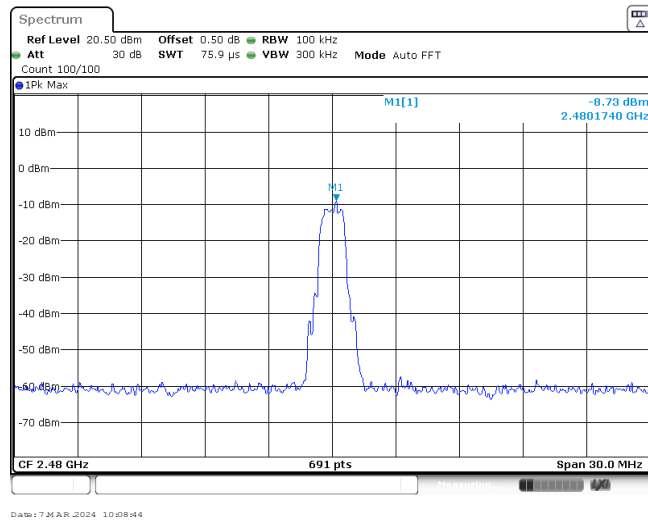


CH39  
1GHz~26GHz

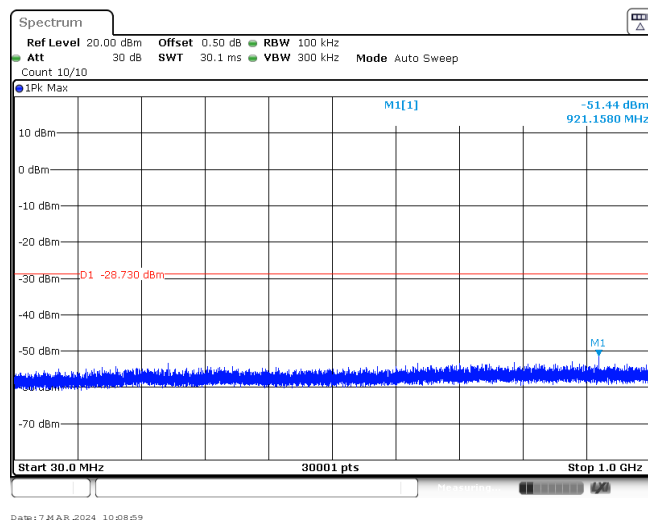




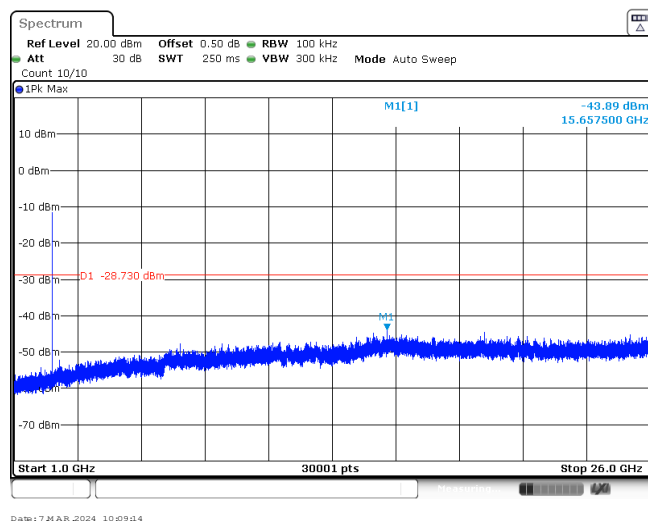
CH78  
Reference level



CH78  
30MHz~1000MHz



CH78  
1GHz~26GHz



-----End of Report-----