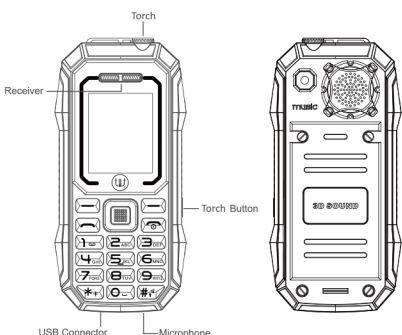




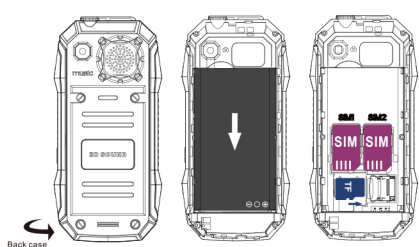
A001 Quick Guide

BATERIA DE LARGA DURACIÓN QUE SE EXTIENDE HASTA 15 DÍAS

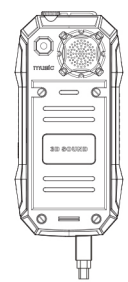
Overview



Installing the SIM card and battery



Charging the battery



- Before using the device for the first time, you must charge the battery to full.
- Connecting the charger improperly may cause serious damage to the device. Any damage caused by misuse is not covered by the warranty.
- After charging the device, ensure it is disconnected from the charging socket.
- The charger should remain close to the electrical socket and easily accessible while charging.

Safety Instructions

Please read the following guidelines. To view the full safety information please refer to the "Health and Safety" from www.tytc.com



- Use manufacturer approved batteries, chargers, accessories and supplies to prevent risk of injury, fire or explosion.
- For pluggable equipment, the socket outlet shall be installed near the equipment and shall be easily accessible.
- Risk of explosion if battery is replaced by an incorrect type. Dispose of used batteries according to this instructions.
- Do not expose the device to physical impact or damage.
- Avoid the charging jack and battery terminals from contacting conductive elements such as metal and liquids.
- Do not store the device in very hot or cold areas. It is recommended to use your device temperatures from 5 to 50 C.
- Do not store your device near or in heaters, microwaves, cooking equipment or high-pressure containers.
- Do not touch the charger or the device with wet hands while the device is charging.
- Do not use your device outdoor during a thunderstorm.
- Turn off the device in potentially explosive environments.
- Comply with all safety warnings and regulations regarding mobile device usage while operating a vehicle.
- If the device is cracked, broken, or becomes very hot, stop using the device immediately. If the device has a camera flash or light, do not use it close to the eyes of people or animals.
- Your phone can cause interference with aircraft equipment. Therefore, it is essential you follow airline regulations.
- Never take your phone apart. Unauthorized repairs could break the terms of your warranty.



To prevent possible of hearing damage when using a headset, do not listen to sound at high volume for long periods.

Correct Disposal



(Waste Electrical & Electronic Equipment) this marking on the product, accessories or literature indicates that the product and it electronic accessories (e.g. charger, headset, USB cable) should not be disposed of with household waste.



This marking on the battery, manual or packaging indicates that the batteries in this product should not be disposed of with other household waste.

FCC Warning:

Any changes or modifications not expressly approved by the party responsible for compliance could void the user's authority to operate the equipment. This device complies with part 15 of the FCC Rules. Operation is subject to the following two conditions:

- (1) This device may not cause harmful interference, and
- (2) This device must accept any interference received, including interference that may cause undesired operation.

Note: This equipment has been tested and found to comply with the limits for a Class B digital device, pursuant to part 15 of the FCC Rules. These limits are designed to provide reasonable protection against harmful interference in a residential installation. This equipment generates, uses and can radiate radio frequency energy and, if not installed and used in accordance with the instructions, may cause harmful interference to radio communications. However, there is no guarantee that interference will not occur in a particular installation. If this equipment does cause harmful interference to radio or television reception, which can be determined by turning the equipment off and on, the user is encouraged to try to correct the interference by one or more of the following measures:

- Reorient or relocate the receiving antenna
- Increase the separation between the equipment and receiver
- Connect the equipment into an outlet on a circuit different from that to which the receiver is connected.
- Consult the dealer or an experienced radio/TV technician for help

SAR tests are conducted using standard operation positions accepted by the FCC with the phone transmitting at its highest certified power level in all tested frequency bands, although the SAR is determined at the highest certified power level, the actual SAR level of the phone while operating can be well below the maximum value, in general, the closer you are to a wireless base station antenna, the lower the power output.

Before a new model phone is available for sale to public, it must be tested and certified to the FCC that does not exceed the exposure limit established by the FCC. Tests for each phone are performed in positions and locations(e.g. at the ear and worn on the body) as required by the FCC.

For body worn operation, this model phone has been tested and meets the FCC RF exposure guidelines when used with an accessory designated for this product or when sued with an accessory that contains no metal and that positions the handset a minimum of 1.0 cm from the body.

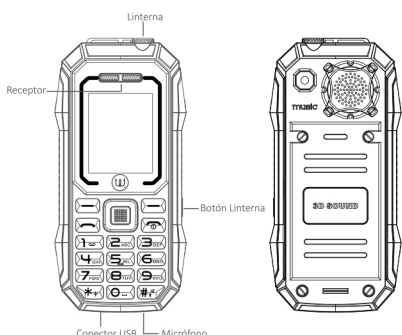
Non-compliance with the above restrictions may result in violations of RF exposure guidelines.



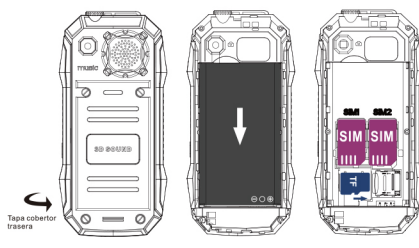
A001 Quick Guide

www.tytc.com

Vista General



Instalacion de la SIM Card y bateria



Cargand o la bateria



- Después de usar el dispositivo por primera vez, usted deberá cargar en su totalidad.
- Conectar el cargador incorrectamente puede causar daños graves al dispositivo. Cualquier daño causado por el uso incorrecto no está cubierto por la garantía.
- Después de cargar el dispositivo, asegúrese de desconectar el cargador de la toma de corriente alterna.
- Durante la carga el dispositivo debe permanecer cerca al cargador y en un lugar asequible.

Instrucciones de seguridad

Por favor, lea las siguientes pautas. Para conocer más información referente a "salud y seguridad" visite nuestra página: www.tytc.com



- Utilice baterías, cargadores y accesorios originales del fabricante para evitar riesgo de lesiones, incendio o explosión.
- Para equipos de conexión a toma de corriente alterna, la toma debe estar instalada cerca al dispositivo y debe ser totalmente accesible.
- Hay riesgo de explosión si la batería es remplazada por una de tipo incorrecto. Deseche las baterías inservibles de acuerdo a las instrucciones
- No esponga el dispositivo a impactos, golpes o daño físico.
- Evite que la toma de carga y los terminales de la batería entren en contacto con elementos conductores como metal y líquidos.
- No guarde el dispositivo en áreas muy calientes o frías. Se recomienda utilizar su dispositivo en temperaturas de 5 a 50 C
- No guarde su dispositivo cerca o en calefactores, microondas, equipos de cocina o recipientes de alta presión
- No toque el cargador o el dispositivo con las manos mojadas mientras el dispositivo se está cargando.
- No use su dispositivo al aire libre durante una tormenta
- Apague el dispositivo en entornos potencialmente explosivos.
- Cumpla con todas las advertencias y normas de seguridad relacionadas con el uso de dispositivos móviles mientras se opera un vehículo.
- Si el dispositivo está agrietado, roto o se calienta mucho, deje de usar el dispositivo de inmediato. Si el dispositivo tiene flash o luz para las fotos de la cámara, no lo use cerca de los ojos de personas o animales.
- Su teléfono puede interferir con el equipo de la aeronave. Por lo tanto, es esencial que siga las regulaciones de la aerolínea.
- Nunca desarme su teléfono o llevarlo a un servicio técnico no autorizado. Las reparaciones no autorizadas pueden romper los términos de su garantía.



Para evitar posibles daños auditivos al usar un auricular, audífonos o manos libres, no escuche el sonido a un volumen alto durante largos periodos de tiempo.

En caso de desechar el Dispositivo



(Residuos de equipos eléctricos y electrónicos) Esta marca en el dispositivo, accesorios, el manual o el embalaje indica que por regulaciones ambientales este producto y sus accesorios tales como (cargador, audífonos, cable USB y batería) no deben ser desechados o eliminados junto con los desechos domésticos.



Esta marca en la batería, el manual o el embalaje indica que las baterías de este producto no deben desecharse junto con otros residuos domésticos.

FCC ADVERTENCIA:

Cualquier cambio o modificación no aprobada expresamente por la parte responsable del cumplimiento de la siguiente guía podría anular la autoridad del usuario para operar el equipo.

Este dispositivo cumple con la parte 15 de las normas de la FCC. El funcionamiento está sujeto a las siguientes dos condiciones:

- (1) Este dispositivo no puede causar interferencias perjudiciales y
- (2) este dispositivo debe aceptar cualquier interferencia recibida, incluidas las interferencias que puedan causar un funcionamiento no deseado.

Nota: Este equipo ha sido probado y se ha encontrado que cumple con los límites para un dispositivo digital de Clase B, de conformidad con la parte 15 de las Normas de la FCC. Estos límites están diseñados para proporcionar una protección razonable contra interferencias perjudiciales en una instalación residencial. Este equipo genera, utiliza y puede emitir energía de radiofrecuencia y, si no se instala y utiliza de acuerdo con las instrucciones, puede causar interferencias perjudiciales en las comunicaciones de radio. Sin embargo, no hay garantía de que no se produzcan interferencias en una instalación en particular. Si este equipo causa interferencias perjudiciales en la recepción de radio o televisión, lo cual puede determinarse encendiendo y apagando el equipo, se recomienda al usuario que intente corregir la interferencia mediante una o más de las siguientes medidas:

- Reoriente o reubique la antena receptora.
- Aumente la separación entre el equipo y el receptor.
- Conecte el equipo a una toma de corriente en un circuito diferente al que está conectado el receptor
- Consulte al distribuidor o a un técnico de radio / TV experimentado para obtener ayuda.

Las pruebas de SAR se realizan usando posiciones de operación estándar aceptadas por la FCC con el teléfono transmitiendo a su nivel de potencia certificado más alto en todas las bandas de frecuencia aprobadas, aunque el nivel de SAR del teléfono mientras está en funcionamiento puede estar muy por debajo del valor máximo, en general, cuanto más cerca estás a una antena de estación base inalámbrica, menor es la potencia de salida.

Antes de que un nuevo modelo de teléfono esté disponible para la venta al público, debe probarse y certificarse ante la FCC que no excede los límites de exposición establecidos por la FCC. Las pruebas para cada teléfono se realizan en posiciones y ubicaciones (por ejemplo, en el oído y en el cuerpo durante el uso) según lo requerido por la FCC.

Para el uso cerca al cuerpo, este modelo de teléfono ha sido probado y cumple con las pautas de exposición a RF de la FCC cuando se usa con un accesorio designado para este producto o cuando se usa con un accesorio que no contiene metal y que coloca el auricular a una distancia mínima de 1.0 cm del cuerpo. .

El incumplimiento de las restricciones anteriores puede resultar en la violación de las pautas de exposición a RF.

说明书  
材质：铜版纸  
尺寸：100\*60mm

#### FCC Statement

1. This device complies with Part 15 of the FCC Rules. Operation is subject to the following two conditions:

(1) This device may not cause harmful interference.

(2) This device must accept any interference received, including interference that may cause undesired operation.

2. Changes or modifications not expressly approved by the party responsible for compliance could void the user's authority to operate the equipment.

#### NOTE:

This equipment has been tested and found to comply with the limits for a Class B digital device, pursuant to Part 15 of the FCC Rules. These limits are designed to provide reasonable protection against harmful interference in a residential installation.

This equipment generates uses and can radiate radio frequency energy and, if not installed and used in accordance with the instructions, may cause harmful interference to radio communications. However, there is no guarantee that interference will not occur in a particular installation. If this equipment does cause harmful interference to radio or television reception, which can be determined by turning the equipment off and on, the user is encouraged to try to correct the interference by one or more of the following measures:

Reorient or relocate the receiving antenna.

Increase the separation between the equipment and receiver.

Connect the equipment into an outlet on a circuit different from that to which the receiver is connected.

Consult the dealer or an experienced radio/TV technician for help.

#### SAR Information Statement

Your wireless phone is a radio transmitter and receiver. It is designed and manufactured not to exceed the emission limits for exposure to radiofrequency (RF) energy set by the Federal Communications Commission of the U.S. Government. These limits are part of comprehensive guidelines and establish permitted levels of RF energy for the general population. The guidelines are based on standards that were developed by independent scientific organizations through periodic and thorough evaluation of scientific studies. The standards include a substantial safety margin designed to assure the safety of all persons, regardless of age and health. The exposure standard for wireless mobile phones employs a unit of measurement known as the Specific Absorption Rate, or SAR. The SAR limit set by the FCC is 1.6 W/kg. \* Tests for SAR are conducted with the phone transmitting at its highest certified power level in all tested frequency bands. Although the SAR is determined at the highest certified power level, the actual SAR level of the phone while operating can be well below the maximum value. This is because the phone is designed to operate at multiple power levels so as to use only the power required to reach the network. In general, the closer you are to a wireless base station antenna, the lower the power output. Before a phone model is available for sale to the public, it must be tested and certified to the FCC that it does not exceed the limit established by the government adopted requirement for safe exposure. The tests are performed in positions and locations (e.g., at the ear and worn on the body) as required by the FCC for each model. The highest SAR value for this model phone when tested for use at the ear is 0.258W/Kg and when worn on the body, as described in this user guide, is 0.605W/Kg(Body-worn measurements differ among phone models, depending upon available accessories and FCC requirements). While there may be differences between the SAR levels of various phones and at various positions, they all meet the government requirement for safe exposure. The FCC has granted an Equipment Authorization for this model phone with all reported SAR levels evaluated as in compliance with the FCC RFexposure guidelines. SAR information on this model phone is on file with the FCC and can be found under the Display Grant section of <http://www.fcc.gov/oet/fccid> after searching on

FCC ID: [2ASWW-A001](#) Additional information on Specific Absorption Rates (SAR) can be found on the Cellular Telecommunications Industry Association (CTIA) web-site at <http://www.wow-com.com>. \* In the United States and Canada, the SAR limit for mobile phones

used by the public is 1.6 watts/kg (W/kg) averaged over one gram of tissue. The standard incorporates a substantial margin of safety to give additional protection for the public and to account for any variations in measurements.

#### Body-worn Operation

This device was tested for typical body-worn operations. To comply with RF exposure requirements, a minimum separation distance of 10mm must be maintained between the user's body and the handset, including the antenna. Third-party belt-clips, holsters, and similar accessories used by this device should not contain any metallic components. Body-worn accessories that do not meet these requirements may not comply with RF exposure requirements and should be avoided. Use only the supplied or an approved antenna.