

SPECIFICATIONS

- Fully IPX7 waterproof
- USB charging input voltage: 5V
- Speaker power output: 6W
- Audio playback time: Up to 7 hours
- Compliant with Bluetooth V5.0 specification

FCC Notice

This device complies with Part 15 of the FCC Rules. Operation is subject to the following two conditions:
(1) This device may not cause harmful interference, and (2) this device must accept any interference received, including interference that may cause undesired operation.

NOTE 1: This equipment has been tested and found to comply with the limits for a Class B digital device, pursuant to part 15 of the FCC Rules. These limits are designed to provide reasonable protection against harmful interference in a residential installation. This equipment generates, uses and can radiate radio frequency energy and, if not installed and used in accordance with the instructions, may cause harmful interference to radio communications. However, there is no guarantee that interference will not occur in a particular installation. If this equipment does cause harmful interference to radio or television reception,

which can be determined by turning the equipment off and on, the user is encouraged to try to correct the interference by one or more of the following measures:

- Reorient or relocate the receiving antenna.
- Increase the separation between the equipment and receiver.
- Connect the equipment into an outlet on a circuit different from that to which the receiver is connected.
- Consult the dealer or an experienced radio/TV technician for help.



NOTE 2: Any changes or modifications to this unit not expressly approved by the party responsible for compliance could void the user's authority to operate the equipment.

The **Verdict**. Wave Waterproof Bluetooth Speaker is designed to float on the surface of the water.

Please do not submerge the **Verdict**. Wave Waterproof Bluetooth Speaker for over a depth of 1 meter for more than 30 minutes.

OPERATING INSTRUCTIONS

Turn on / off


1. Press the power  button to turn on – the speaker will then automatically enter app.
2. Long press the power  button to turn off.

Turn on / off

1. Press the power  button to turn on – the speaker will then automatically enter app.



2. Long press the power  button to turn off.

Bluetooth Pairing

1. Hold the speaker next to your phone or other Bluetooth device.
2. Long press the power  button until a blue light flashes, indicating that the speaker is waiting to be paired.
3. Ensure that your phone or audio device has its Bluetooth switched on.
4. Go to the Bluetooth settings on your device and select '**Verdict.Wave**' from the list of discovered Bluetooth devices. Once paired, when your speaker and audio device both have Bluetooth turned on, they will automatically pair.

Playback Instructions

1. Once the device is connected, press the  button to play.

2. Short press the  button to pause.
3. Toggle audio output between the speakers and your phone or audio device by long pressing the  button to switch between the two.
4. To skip forward to the next track, short press the + button.
5. To skip backwards to the previous track, short press the – button.
6. To increase the volume, long press the + button.
7. To decrease the volume, long press the – button.
8. A flashing blue light indicates that audio currently being played. A solid blue light indicates that the audio has been paused.