

美式筒灯纸质说明书-BTMESH


尺寸:85\*130mm 3折4页

128g铜版纸

正面：

User Manual

LED Smat Downlight (RGB+CCT)




1. Product Parameters


Product Name :	Smart LED Downlight
Connection Methods :	BT Mesh
APP Name :	Hao Deng
Suitable Phone OS :	Android 4.2/IOS11.0
Channels :	5
Color Temperature :	2700K-6500K
Working Temperature :	-20 TO +45 °C
Holder :	E26
Control Distance :	Visible distance 30M
Voltage :	100-130VAC,50/60HZ
Average Life (hrs) :	20000H
Certification :	FC CE RoHS PS

Attention:  
1. Avoid installation near heat source, such as air conditioner outlet, heating outlet, etc.  
2. Avoid installation near the humidifier and other places where humidity changes dramatically, and avoid installation in the position of direct light, etc.  
3. Avoid installation in closed basement so as not to weak signal and unable to connect the device.

2. Download the QR code of the APP and e-manual



APP "HaoDeng"

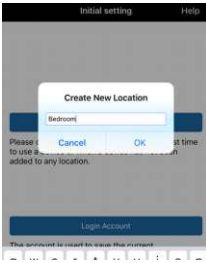



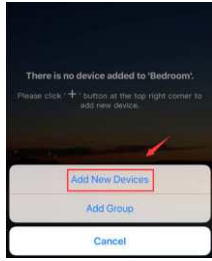

Instruction

3. Download software process and function description


Download and install the APP

1. Use your phone to search for "Hao Deng" on the App Store or Google Play Store, or scan the QR code to download it.  
2. After installing the App, turn on the phone's Bluetooth and power on the device.





Click the name of device(s) to experience the App function



1. Support 16 million colors control and brightness adjustment

You choose your favorite color and long press DIY button to save it. You can display this color and brightness for your need easier and faster next time.

2. Dynamic Mode

20 programmed built-in dynamic mode including colorful gradual change, cross fade jump change and strobe flash for your choices. Speed can be set. And you can DIY the dynamic Mode.

反面：

3. Microphone Function

Lighting will change as per the volume/noise from outside like a microphone. It works when playing music with speaker. The lighting will dance based on different rhythm. The microphone sensitivity can be adjusted by the slider.

4. Support color temperature control and brightness adjustment

Choose your favorite color temperature and long press DIY button to save it. You can display this color temperature and brightness for your need easier and faster next time.

5. Music Function

Select your music songs in your smartphone and play them, lighting will dance based on the rhythm.


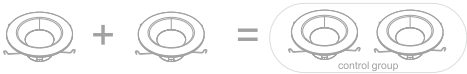
6. Camera Function

Lighting changes automatically when camera has a color.

Add grouping and timing

Grouping operation

1. Click the "+" at the top right corner and add group.  
2. Input the name of the group, which can be edited casually or according to the actual scene. Long press the name of the group to assign device(s).



Timing Settings

Click the icon of "Alarm" to enter "Add Timer" for setting. In addition to setting the timer to turn on or off, you can also set the timer to turn on a certain mode.

Hidden functions

Sign in or Create an accout: new and old users can register or log in their accounts here.

Location Settings: when there are multiple locations, you can choose to switch locations. And each location can be added up to 64 devices.

Sharing Control: the person who is shared needs to download the APP and create an account. And then input the Email account which need to be shared.

Firmware Update: if the device has new firmware, you can update the firmware version.

Smart Bridge Settings: you need to purchase and configure smart bridge, which can make the device(s) realize remote control and can be controlled by amazon Alexa and Google assistant.

Widget: In order to control the device(s) more easily, you can add the device(s) to widget of phone.

FAQs: you can find the methods which can help you to solve the problem you met.

User guide: You can view the operation steps if it is your first time to log in the account.

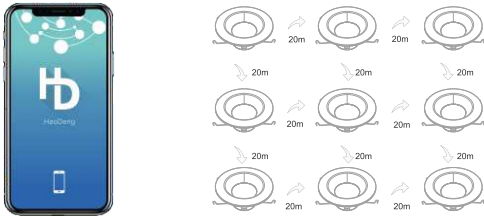
APP Version: it will show the current version.

4. Control Method

Method 1: Local control (Bluetooth)

Quantity: Up to 64 devices can be added in a single location without regional limitation, and diversified devices can be managed at the same time.  
Grouping: a single device can be assigned into 8 groups and a single location can create 32,767 groups.  
Function: Each device has the function of sending/forwarding signals to each other.

Schematic diagram of control system :



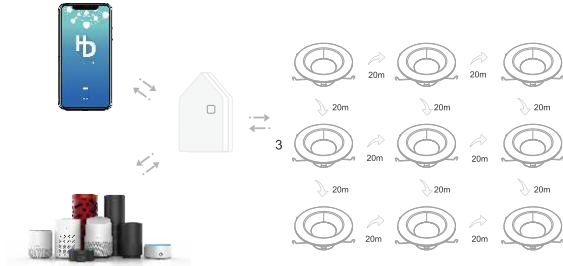
Method 2: Remote control (WIFI), need to buy "smart bridge"

After adding a smart bridge, you can remotely control the lights with your mobile phone.Voice control can also be achieved by connecting mainstream smart speakers such as Google Home and Amazon Alexa.

Control: when there is a smart bridge, it can be controlled by Bluetooth or the network.  
Quantity: the single location can add 64 devices without regional limitation, and diversified devices can be managed at the same time.

Grouping: a single device can be assigned into 8 groups and a single location can create 32,767 groups.

Schematic diagram of control system :



### FCC Statement

This equipment has been tested and found to comply with the limits for a Class B digital device, pursuant to part 15 of the FCC Rules. These limits are designed to provide reasonable protection against harmful interference in a residential installation. This equipment generates, uses and can radiate radio frequency energy and, if not installed and used in accordance with the instructions, may cause harmful interference to radio communications. However, there is no guarantee that interference will not occur in a particular installation. If this equipment does cause harmful interference to radio or television reception, which can be determined by turning the equipment off and on, the user is encouraged to try to correct the interference by one or more of the following measures:

- >Reorient or relocate the receiving antenna.
- >Increase the separation between the equipment and receiver.
- >Connect the equipment into an outlet on a circuit different from that to which the receiver is connected.
- >Consult the dealer or an experienced radio/TV technician for help.

Caution: Any changes or modifications to this device not explicitly approved by manufacturer could void your authority to operate this equipment.

This device complies with part 15 of the FCC Rules. Operation is subject to the following two conditions: (1) This device may not cause harmful interference, and (2) this device must accept any interference received, including interference that may cause undesired operation.

### RF Exposure Information

This equipment complies with FCC radiation exposure limits set forth for an uncontrolled environment. This equipment should be installed and operated with minimum distance 20cm between the radiator and your body.