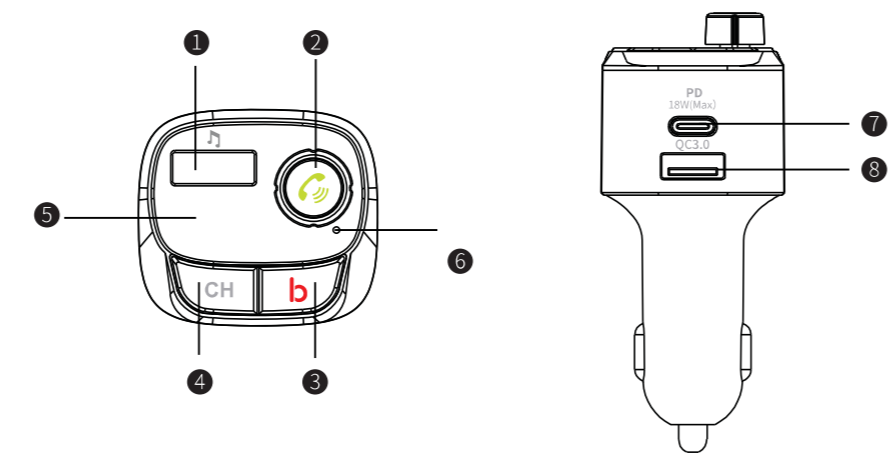




Thank you for choosing us.

### Product Introduction

This Bluetooth FM transmitter, featuring advanced Bluetooth chip, USB flash drive port, and dual USB charging ports (PD USB-C port and QC 3.0 port), lets you enjoy the music, fast charge your devices or hand-free answer the call in the car. Meanwhile, it has the bass boost function providing bass music quality, detects and displays the car battery voltage, which brings you an intelligent experience.



### Product Overview

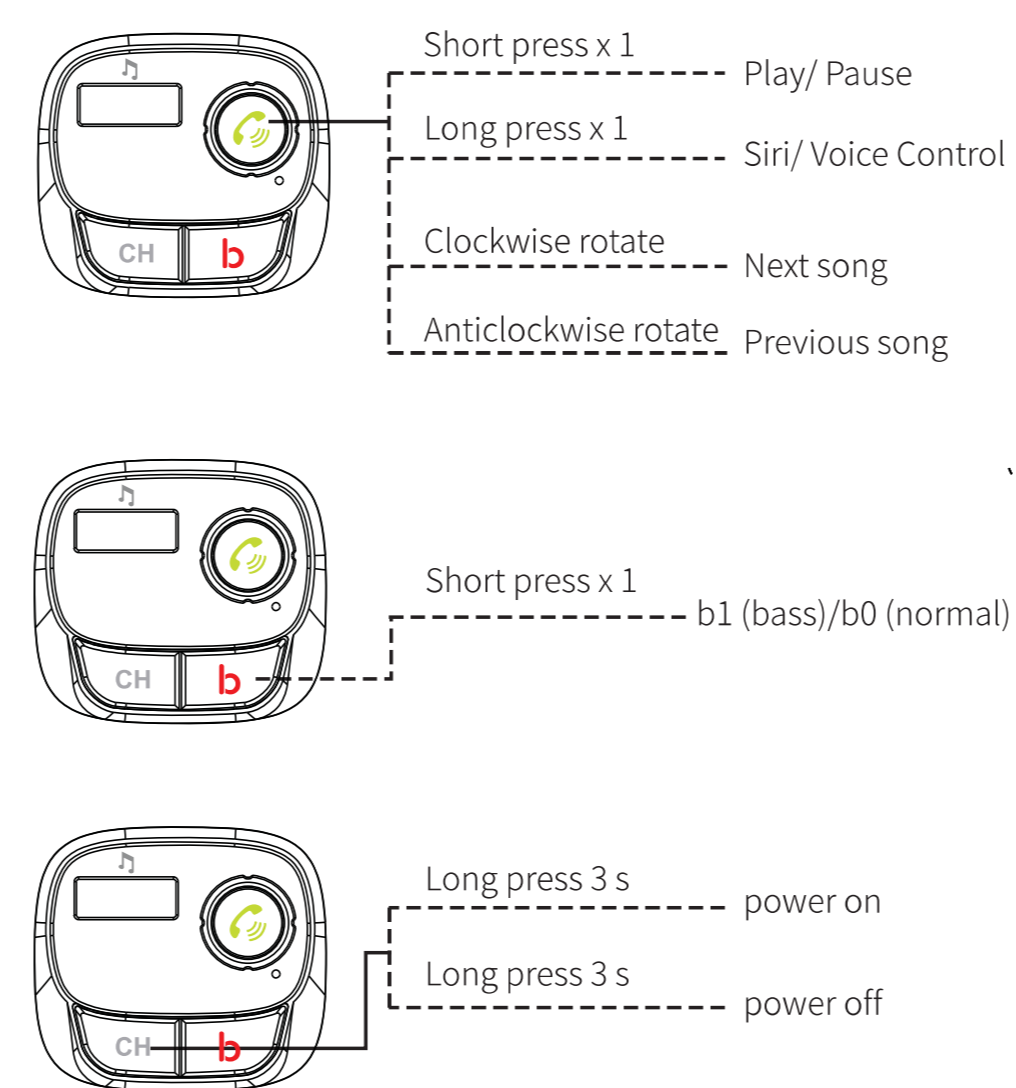
- USB flash drive port (up to 64GB)
- Multi-function button
- Bass booster button
- CH button (Channel button)
- LED display
- MIC
- PD USB-C port
- QC 3.0 USB port

### Product Specification

|                          |   |
|--------------------------|---|
| Bluetooth Version        | V5.0  |
| Supported Protocol       | A2DP, AVRCP, HFP, HSP                         |
| Frequency Range          | 87.5-108.0MHz                                 |
| FM                       | <b>Only the receive function is supported</b> |
| USB Output               | QC3.0 (5V/3A, 9V/2A, 12V/1.5A)                |
| Type-C Output            | PD3.0 (5V/3A, 9V/2A, 12V/1.5A)                |
| Shared Output            | 5V/4.8A (MAX)                                 |
| Input                    | 12V-24V                                       |
| Audio Format             | MP3, WMA, WAV                                 |
| USB flash drive Capacity | 64GB (Max)                                    |
| Product Weight           | Approx. 38g                                   |
| Product Size             | Approx. 37*34*90mm                            |
| Low Voltage Alert        | Flashing under 12V                            |
| FCC ID                   | 2ASUP-UBCH174                                 |

1

### Music Playing

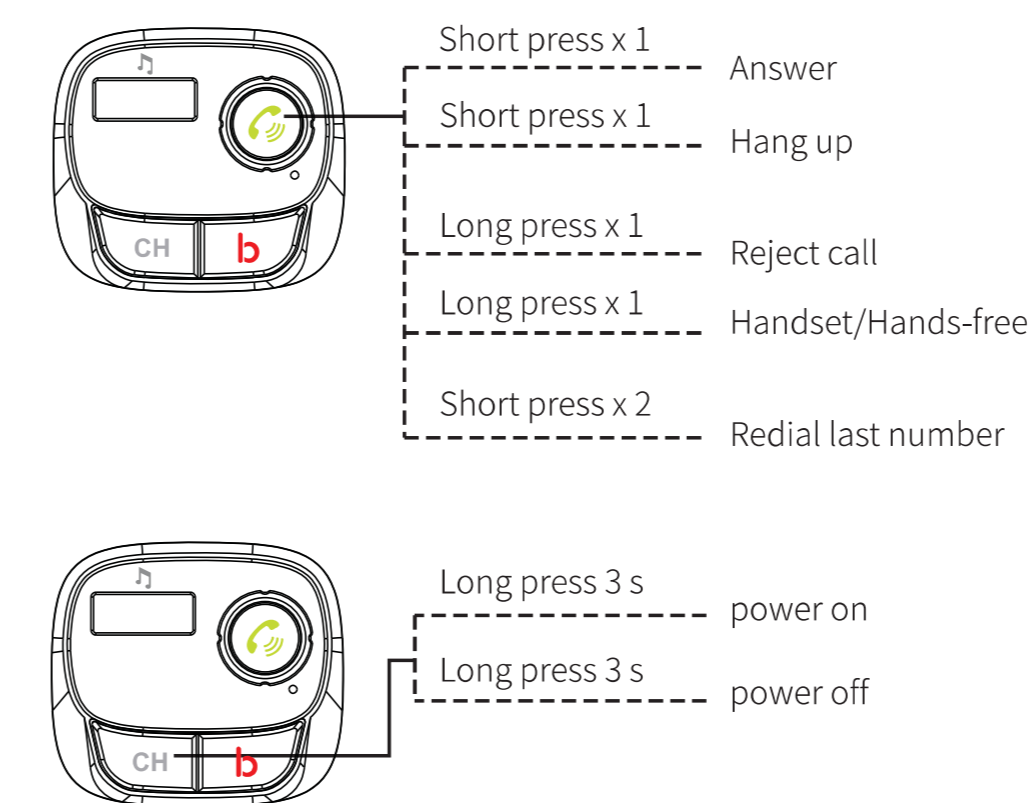


### Note:

1. Adjust volume via your phone or car.
2. Preferentially play music in the USB flash drive, when USB flash drive/Bluetooth mode is standby at the same time.

3

### Bluetooth Calling



Note: In the music playing mode, when there is an incoming call, it will automatically switch to telephone mode and play phone number in English.

### Cautions

1. When the car's battery voltage is less than 12V, the LED display will flash to remind you to charge the car battery.
2. The transmitter will connect to the pre-set phone automatically when turning on. (Keep Bluetooth function activate).
3. Hang up via the phone if answering with the handset.
4. Please do not use the transmitter in severe high temperature, humidity, dusty or corrosive environment.
5. Please remove the product from cigarette lighter when not in use for a long time.
6. Never disassemble the product without due permission, otherwise the warrant will be invalid.

4

### FCC Statement

Changes or modifications not expressly approved by the party responsible for compliance could void the user's authority to operate the equipment.

This device complies with part 15 of the FCC Rules. Operation is subject to the following two conditions: (1) This device may not cause harmful interference, and (2) this device must accept any interference received, including interference that may cause undesired operation.

Note: This equipment has been tested and found to comply with the limits for a Class B digital device, pursuant to Part 15 of the FCC Rules. These limits are designed to provide reasonable protection against harmful interference in a residential installation. This equipment generates, uses, and can radiate radio frequency energy, and if not installed and used in accordance with the instructions, may cause harmful interference to radio communications. However, there is no guarantee that interference will not occur in a particular installation. If this equipment does cause harmful interference to radio or television reception, which can be determined by turning the equipment off and on, the user is encouraged to try to correct the interference by one or more of the following measures:

- Reorient or relocate the receiving antenna.
- Increase the separation between the equipment and receiver.
- Connect the equipment into an outlet on a circuit different from that to which the receiver is connected.
- Consult the dealer or an experienced radio/TV technician for help.

This equipment complies with FCC radiation exposure limits set forth for an uncontrolled environment. The End user must follow the specific operating instructions for satisfying RF exposure compliance. This transmitter must not be co-located or operating in conjunction with any other antenna or transmitter.

5