

JUUL

CA_710-00584_QSG_BeBop_EN_7panel_wo_passport_V17_Rev8

Dieline Reference No.

715-00083 | Rev 01

SKU

Multiple

Print Colors

Pantone Process Black C

Pantone Medium Yellow C

Finishes

Matte Varnish

Do Not Print

Dieline

Measurements

REVISION LOG

Date	Version	Artist	Change
02/12/19	XCO-001436 Rev 01	KL	Initial release to design
03/14/19	XCO-001568 Rev 02	KL	Updated copy for compliance
03/29/19	XCO-001750 Rev A	KL	Initial release to production
05/02/19	XCO-002033 Rev B	VB	Updated copy for compliance

Front

1

2

3

4

5

6

7

WELCOME



Congratulations on your new JUUL C1. You are joining a community of over one million smokers who have chosen JUUL as an alternative to cigarettes.

To help you get started, we've provided all of the information you need right here.

GET STARTED

1

Remove the coloured cap from the JUULpod. Insert the JUULpod into the device until it clicks.



2



Take small puffs on the JUULpod to get a feel for the vapour, then ease into inhaling. If it feels too harsh, try inhaling less and puffing more gently.

3

To access additional features, download the JUUL app to connect the device to your smartphone.

CHARGE DEVICE

Insert the JUUL USB Charging Dock into a USB port, and place the JUUL C1 on the JUUL Charging Dock.



CONNECT APP

Download the JUUL app and follow in-app instructions to pair to your mobile device.

App features include:

- Usage tracker
- JUUL locator
- Battery monitor
- Device lock
- Animated tutorials
- Customer support

TIPS & SUPPORT

To clean your device, use rubbing alcohol inside the JUULpod chamber. Let dry thoroughly.

Register for your 1-year limited device warranty by connecting with the JUUL app or at [support.JUUL.ca](#)

Need help? Learn more at [JUUL.ca](#) or +1 844-250-1032

© & TM 2019 JUUL Labs, Inc. All Rights Reserved.

WARNING:

Changes or modifications to this unit not expressly approved by the party responsible for compliance could void the user's authority to operate the equipment.

NOTE: This equipment has been tested and found to comply with the limits for a Class B digital device, pursuant to part 15 of the FCC Rules. These limits are designed to provide reasonable protection against harmful interference in a residential installation. This equipment generates, uses and can radiate radio frequency energy and, if not installed and used in accordance with the instructions, may cause harmful interference to radio communications. However, there is no guarantee that interference will not occur in a particular installation. If this equipment does cause harmful interference to radio or television reception, which can be determined by turning the equipment off and on, the user is encouraged to try to correct the interference by one or more of the following measures:

- Reorient or relocate the receiving antenna.
- Increase the separation between the equipment and receiver.
- Connect the equipment into an outlet on a circuit different from that to which the receiver is connected.
- Consult the dealer or an experienced radio/TV technician for help.

This device complies with part 15 of the FCC Rules. Operation is subject to the following two conditions: (1) This device may not cause harmful interference, and (2) this device must accept any interference received, including interference that may cause undesired operation. This device complies with FCC radiation exposure limits set forth for an uncontrolled environment and it also complies with Part 15 of the FCC RF Rules. This equipment must not be co-located or operating in conjunction with any other antenna or transmitter.

Back

8

9

10

11

12

13

14

CAUTION

Battery Warnings:

- The battery used in this device may present a risk of fire or chemical burn if mishandled. Do not disassemble, heat above 40°C, or incinerate. The single lithium-ion battery is permanently affixed within this device. Attempting to remove or replace this battery presents a serious risk of fire or explosion. Use of another battery may present a risk of fire or explosion.
- Stop using the device if it becomes abnormally hot, shows signs of odour, discolouration, deformation or it shows any abnormal condition during use, charge, or storage.

SAFETY WARNINGS

To avoid injury or damage to items, observe the following: This device is only to be used with JUUL devices and accessories. The appliance is not to be used by children. The appliance should be kept out of reach of children at all times.

The appliance is not to be used by persons with reduced physical, sensory, or mental capabilities, or lack of experience and knowledge, unless they have been given supervision or instruction. Do not use or leave the appliance in hot places such as where the device is exposed to direct sunlight, in a closed vehicle on a hot day, or near a heater. If this is not observed, leakages, overheating, or bursting may cause fire, burns, or other injuries. Stop using the appliance if the enclosure has cracks, openings, is swollen or shows any other signs of misuse. Discontinue use immediately and promptly and properly dispose of unit. Do not expose the appliance to any liquids. Avoid prolonged exposure to chemicals such as acetone (nail polish remover), insect repellent containing DEET, and sunscreen, to avoid damage to the appliance. Carrying and handling the appliance: This appliance contains sensitive components. Do not drop, throw, disassemble, open, crush, bend, deform, puncture, shred, microwave, incinerate, paint, or insert foreign objects into this unit. Products are not guaranteed against natural wear and deterioration from normal use and aging.

BATTERY DISPOSAL


Lithium-ion batteries contain elements that may pose health risks to individuals if they are

allowed to leach into the groundwater supply. In some countries, it may be illegal to dispose of these batteries in standard household waste. Fortunately, many recycling facilities exist that process lithium-ion batteries, in part due to the value of the materials contained within the individual cells.

Please follow disposal instructions from local recycling facilities to properly recycle the battery. Never dispose of the battery in a fire or incinerator, as the battery may catch fire and explode.

RoHS: This RoHS-compliant product conforms to the European Union Restriction of the Use of Certain Hazardous Substances (RoHS) in Electrical and Electronic Equipment. JUUL ensures RoHS conformance by requiring supplier Declarations of Conformity, monitoring incoming materials, and maintaining manufacturing process controls.

WEEE: This symbol on the product(s) and / or accompanying documents means that used electrical and electronic equipment should not be mixed with general household waste.



Disposing of this product correctly will help save valuable resources and prevent any potential negative effects on human health and the environment, which could otherwise arise from inappropriate waste handling.

Please contact your local authority for further details of your nearest designated collection point. Penalties may be applicable for incorrect disposal of this waste, in accordance with your national legislation.

CAUTION

Product contains magnets which could be harmful to pacemakers and other medical implants. The JUUL Device should be kept at least 15.3cm / 6" away from pacemakers and other sensitive medical equipment.

CAUTION

Charging: This product is intended to be charged only with the following type of equipment: Listed / Certified USB Charger (marked "LPS" or

"Class 2"), with a rated output of 5Vdc, 0.5A min (2.5A max). Listed/certified host computer with (5VDC) USB 2.0 or later revision. Battery capacity is 244mAh, nominal voltage 3.8VDC.

This product should only be charged indoors. Do not charge the product outside or in the rain. This product contains a battery that is non-replaceable. If the battery does not become fully charged after 4 hours, disconnect the unit from the charging dock or host computer. Remove JUUL USB Charging Dock from host computer or USB adapter when not charging the product. Only charge the device between the temperature range of 0°-40° C. Do not attempt to disassemble the device. Any attempt to open the housing will void the warranty. The battery does not contain any user serviceable components. Should your unit need service, contact JUUL support at [support.JUUL.ca](#)

Radio Information:
Operating Frequency Range: 2400-2484 GHz
Max Output Power: 3dBm
Antenna Gain: 0dBi
Device Operating Temperature Range is 0°-40° C

RADIOCOMMUNICATION ACT DISCLOSURE

IC Regulations: This device complies with Industry Canada license-exempt RSS standards. Operation is subject to the following two conditions: (1) this device may not cause interference and; (2) this device must accept any interference—including interference that may cause undesired operation of the device. This Class B digital apparatus complies with Canadian ICES-003.

Rev B | 710-00584
Device Name: JUUL C1
Device Model: JBB001
Dock Model: ADX002
FCC ID: 2ASULC1
IC: 24649-JBB001

55

55

55

55

55

55

55

385

105

105

Juul Labs, Inc. — Privileged & Confidential