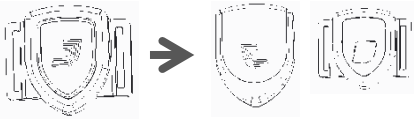



# JR101 Installation Guide

## Battery installation

1. Pull out JR101 from silicon cover



2. Remove battery cover



3. Put CR2032 battery to battery holder, "+" mark up

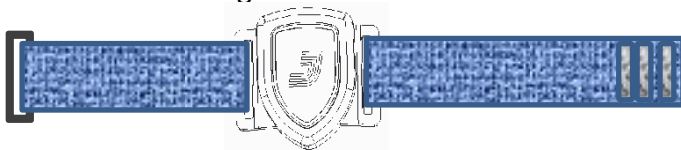


4. Push back battery cover and put JR101 into silicon cover



## Wear JR101

1. Put Stretchy band through the rubber hole, put hook same direction with Logo



2. Tie the JR101 with Stretchy band on ankle



## Pairing Device

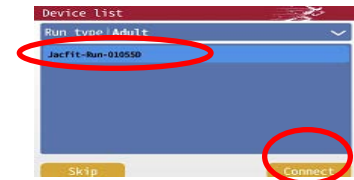
1. Install Jacfit App and Enable it



2. Shake JR101 to wake it up
3. Choose "Run" to play game



4. Select JR101 Device Series Number to pairing



## Pairing Device

Move and play game



### **FCC Interference Statement**

This equipment has been tested and found to comply with the limits for a Class B digital device, pursuant to Part 15 of the FCC Rules. These limits are designed to provide reasonable protection against harmful interference in a residential installation. This equipment generates, uses and can radiate radio frequency energy and, if not installed and used in accordance with the instructions, may cause harmful interference to radio communications. However, there is no guarantee that interference will not occur in a particular installation. If this equipment does cause harmful interference to radio or television reception, which can be determined by turning the equipment off and on, the user is encouraged to try to correct the interference by one or more of the following measures:

- Reorient or relocate the receiving antenna.
- Increase the separation between the equipment and receiver.
- Connect the equipment into an outlet on a circuit different from that to which the receiver is connected.
- Consult the dealer or an experienced radio/TV technician for help.

FCC Caution: Any changes or modifications not expressly approved by the party responsible for compliance could void the user's authority to operate this equipment.

This device complies with Part 15 of the FCC Rules. Operation is subject to the following two conditions: (1) This device may not cause harmful interference, and (2) this device must accept any interference received, including interference that may cause undesired operation.

This device and its antenna(s) must not be co-located or operating in conjunction with any other antenna or transmitter.

### **FCC Radiation Exposure Statement:**

This equipment complies with FCC radiation exposure limits set forth for an uncontrolled environment.