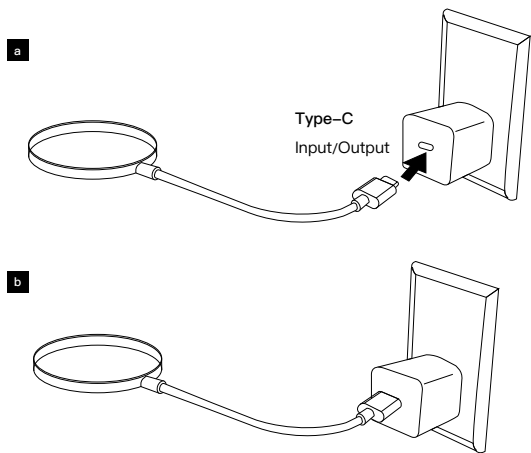
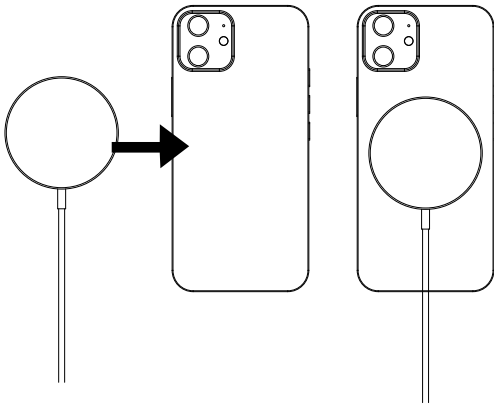


80 mm

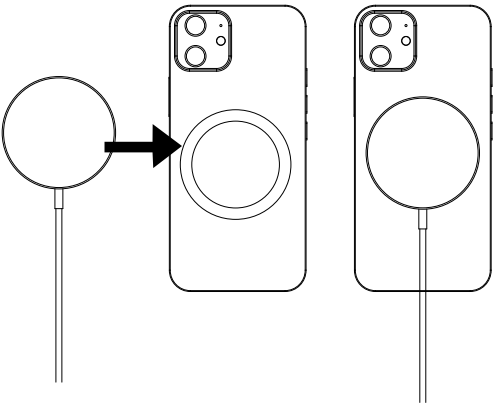
Wireless Charger User Manual



With Magsafe Compatible Devices



With Snap Adapter Applied to any Device



Do not dispose in fire and expose to hige temperature!

Specification:

Product Name:	Wireless Charger
Input:	5V=2A, 9V=1.67A(Max)
Output:	15W(Max)
Efficiency:	≥73%(Max)
Transmission distance:	≤8mm
Standards:	1M

Applicable mobile phone (mobile phone with wireless charging function or built-in wireless charging)

Note: the above parameters are from the actual measurement of the product, and the actual parameters will vary due to the product or other factors.

Attention:

- When using this product, please use the adapter with output voltage of 5V = 2A, 9V = 2A or quality assurance with qc2.0 / 3.0 fast charging function.
- The charging surface on the back of mobile phone shall be free of metal substances, such as iron sheet, ring, metal protective shell, etc
- When charging mobile phone, if intermittent charging or serious heating are occasionally found, it is likely that the receiving coil of mobile phone is not fully aligned with the wireless charging coil, or there were metal foreign objects inside the protective sleeve of mobile phone. Please try to cool mobile phone, remove the protective shell, and then align the correct position.
- The product has over-current protection function. If it is not used properly, the product will turn off or reduce the output power and reduce the charging speed. To ensure safety, please check whether the device is abnormal or improperly used
- The operating temperature shall be kept at 0-45 °C. Do not put the product in water or fire. The temperature is too high (> 45 °C) and too low (< - 20 °C). Do not give children to use and play it.
- Please clean the surface with a dry soft cloth and disconnect the power supply during cleaning. Do not wash it with chemicals, soap or detergent.
- Please do not disassemble the product by yourself. Incorrect use or incorrect placement of the product by the user may reduce or damage the service life of the product. The resulting responsibility does not belong to the warranty responsibility or the manufacturer's responsibility. Please understand it.
- Under the following situations, Apple will not be able to enter the fast charge: (a) the power of Apple phones is greater than 60%, (b) the IOS version is less than 11.1.2, and (c) the phone temperature is greater than 35-45 °C. When the charging speed is slow, Please move the wireless charger to a well ventilated environment and try it again.

-English:-

This device complies with Industry Canada licence-exempt RSS standard(s).
Operation is subject to the following two conditions:
(1) this device may not cause interference, and
(2) this device must accept any interference, including interference that may cause undesired operation of the device."

-French:-

Le présent appareil est conforme aux CNR d'Industrie Canada applicables aux appareils radio exempts de licence. L'exploitation est autorisée aux deux conditions suivantes:
(1) l'appareil ne doit pas produire de brouillage, et
(2) l'utilisateur de l'appareil doit accepter tout brouillage radioélectrique subi, même si le brouillage est susceptible d'en compromettre le fonctionnement."

Warning: Changes or modifications not expressly approved by the party responsible for compliance could void the user's authority to operate the equipment.

NOTE: This equipment has been tested and found to comply with the limits for a Class B digital device, pursuant to IC Rules. These limits are designed to provide reasonable protection against harmful interference in a residential installation. This equipment generates uses and can radiate radio frequency energy and, if not installed and used in accordance with the instructions, may cause harmful interference to radio communications. However, there is no guarantee that interference will not occur in a particular installation. If this equipment does cause harmful interference to radio or television reception, which can be determined by turning the equipment off and on, the user is encouraged to try to correct the interference by one or more of the following measures:

Reorient or relocate the receiving antenna. Increase the separation between the equipment and receiver.

Connect the equipment into an outlet on a circuit different from that to which the receiver is connected.

Consult the dealer or an experienced radio / TV technician for help.

IC Radiation Exposure Statement:

This equipment complies with IC radiation exposure limits set forth for an uncontrolled environment. This equipment should be installed and operated with minimum distance 10 cm between the radiator & your body.

FCC STATEMENT :

This device complies with Part 15 of the FCC Rules. Operation is subject to the following two conditions:

- (1) This device may not cause harmful interference, and
- (2) This device must accept any interference received, including interference that may cause undesired operation.

Warning: Changes or modifications not expressly approved by the party responsible for compliance could void the user's authority to operate the equipment.

NOTE: This equipment has been tested and found to comply with the limits for a Class B digital device, pursuant to Part 15 of the FCC Rules. These limits are designed to provide reasonable protection against harmful interference in a residential installation. This equipment generates uses and can radiate radio frequency energy and, if not installed and used in accordance with the instructions, may cause harmful interference to radio communications. However, there is no guarantee that interference will not occur in a particular installation. If this equipment does cause harmful interference to radio or television reception, which can be determined by turning the equipment off and on, the user is encouraged to try to correct the interference by one or more of the following measures:

Reorient or relocate the receiving antenna. Increase the separation between the equipment and receiver.

Connect the equipment into an outlet on a circuit different from that to which the receiver is connected.

Consult the dealer or an experienced radio/TV technician for help.

FCC Radiation Exposure Statement:

This equipment complies with FCC radiation exposure limits set forth for an uncontrolled environment. This equipment should be installed and operated with minimum distance 20 cm between the radiator & your body.

80 mm