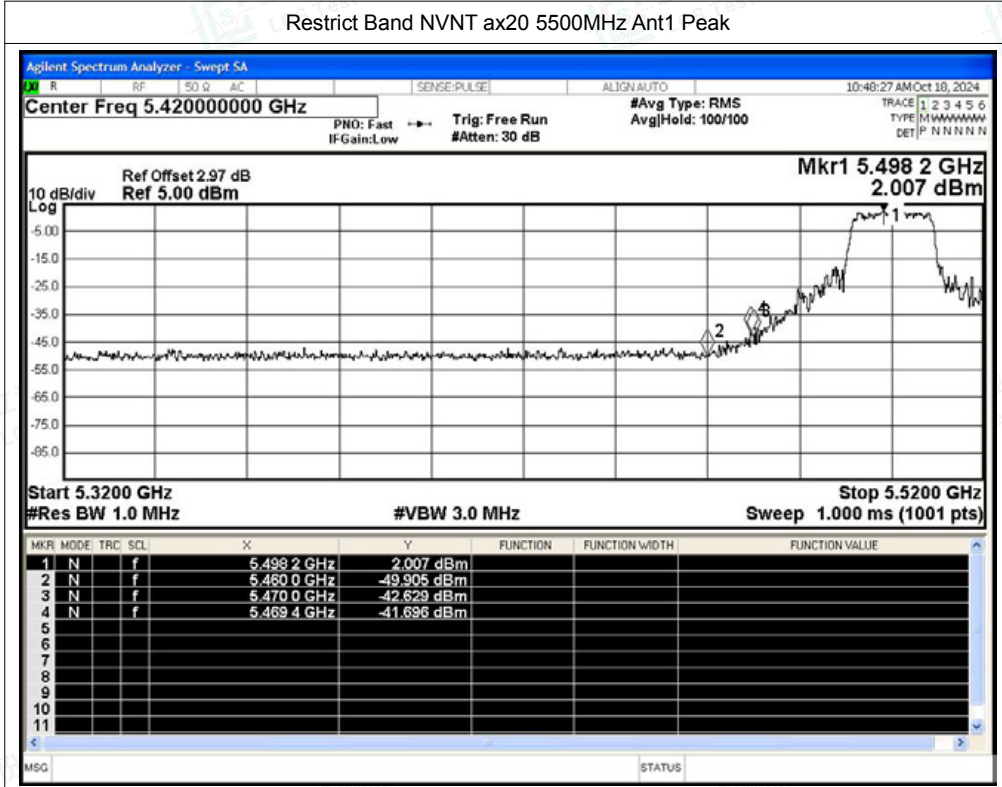
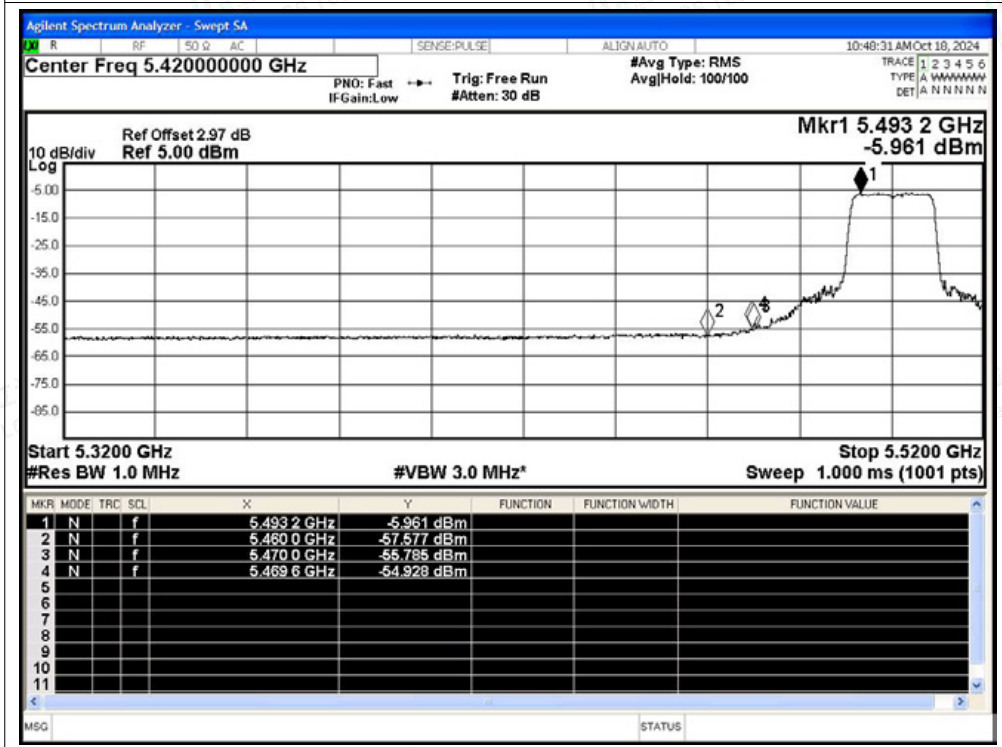




Restrict Band NVNT ax20 5500MHz Ant1 Peak

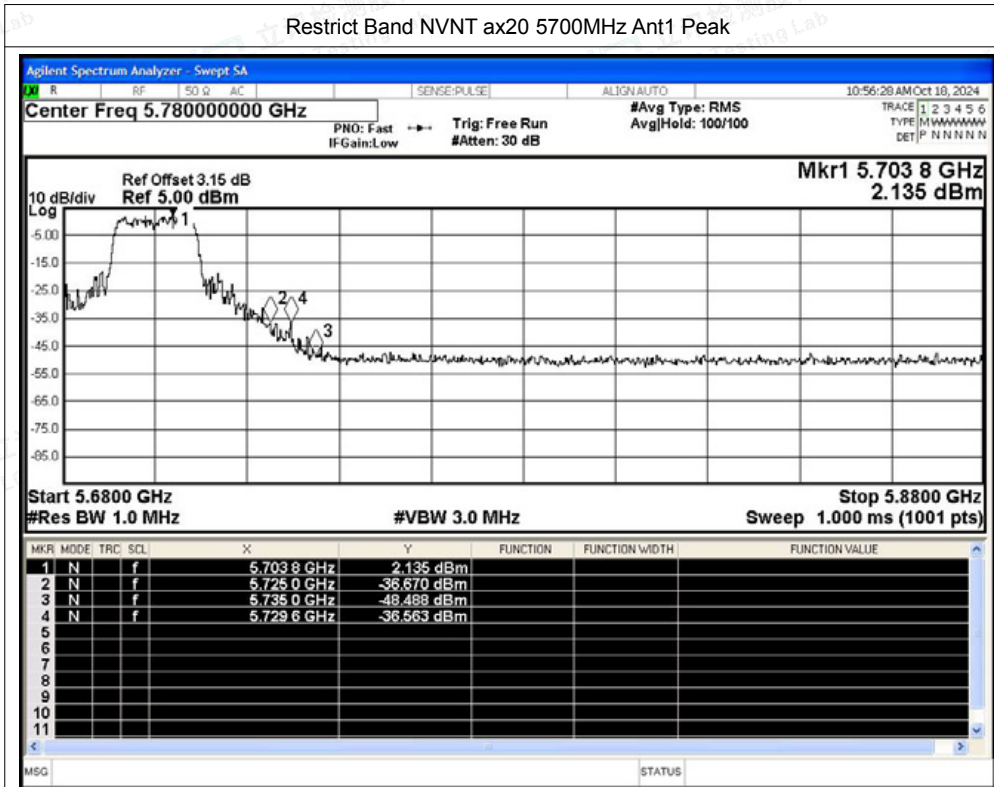


Restrict Band NVNT ax20 5500MHz Ant1 Average

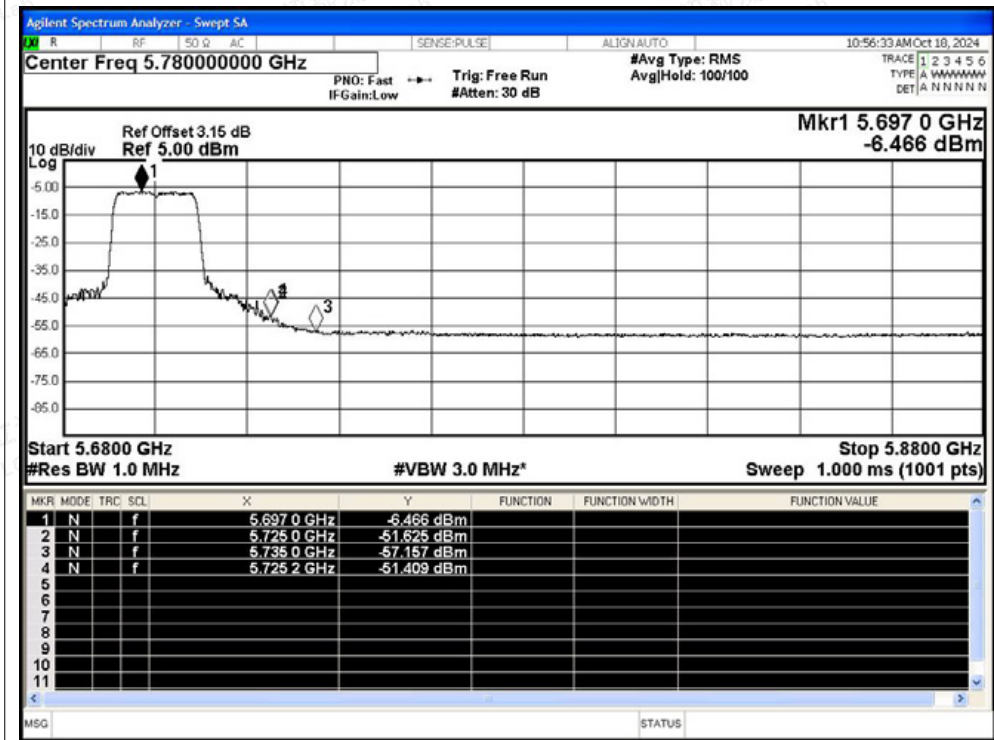




Restrict Band NVNT ax20 5700MHz Ant1 Peak

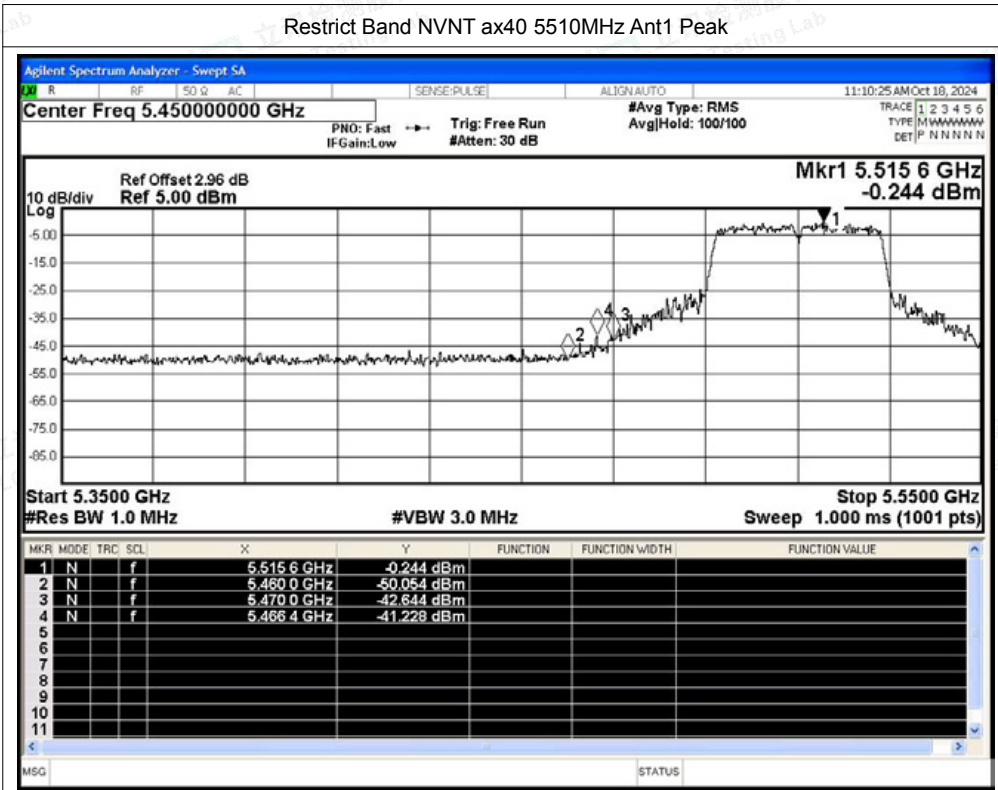


Restrict Band NVNT ax20 5700MHz Ant1 Average

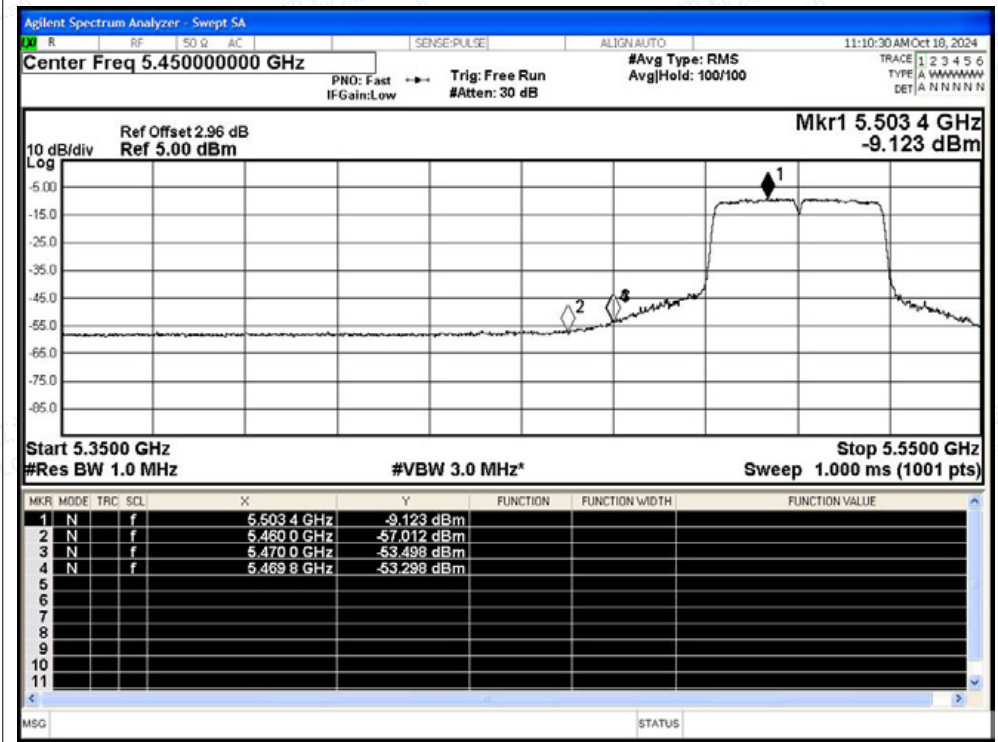




Restrict Band NVNT ax40 5510MHz Ant1 Peak

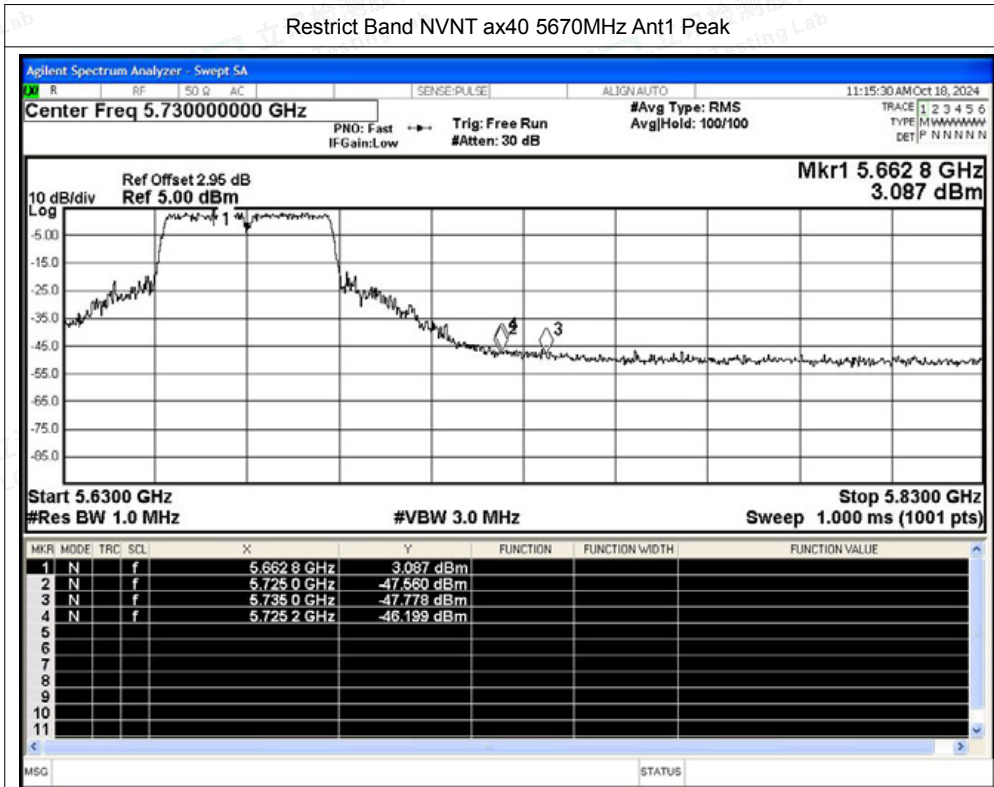


Restrict Band NVNT ax40 5510MHz Ant1 Average

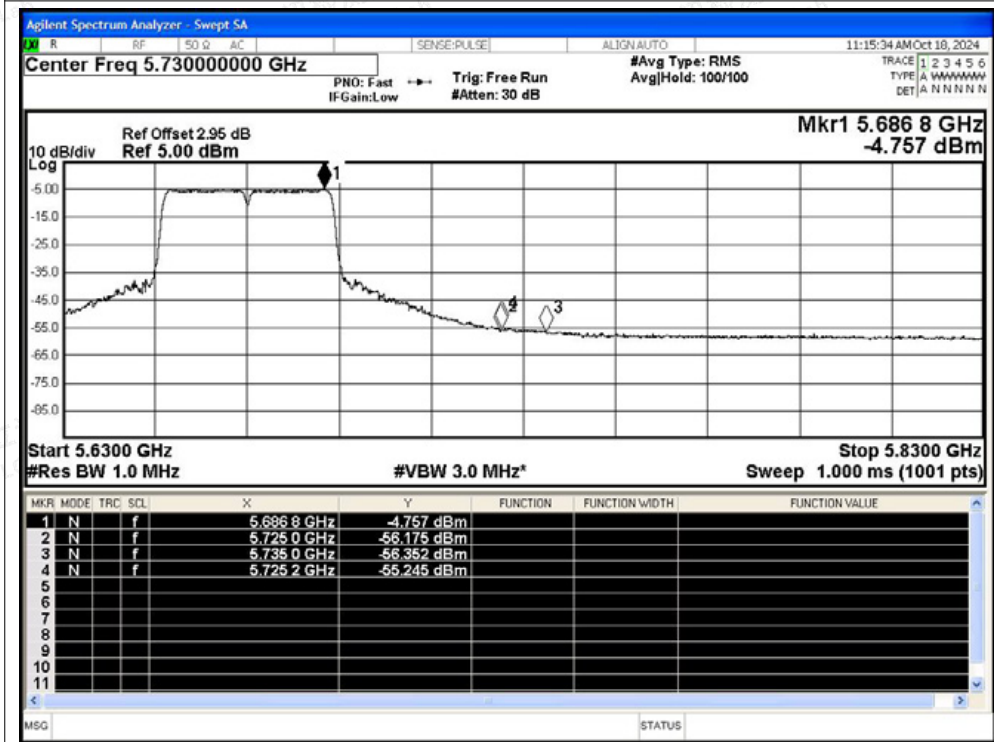




Restrict Band NVNT ax40 5670MHz Ant1 Peak



Restrict Band NVNT ax40 5670MHz Ant1 Average





MIMO

Condition	Mode	Frequency (MHz)	Spur Freq (MHz)	Ant0 Power (dBm)	Ant1 Power (dBm)	SUM	Gain (dBi)	E (dBuV/m)	Detector	Limit (dBuV/m)	Verdict
NVNT	n20	5500	5460	-47.97	-48.22	-45.08	5.98	56.12	Peak	68.2	Pass
NVNT	n20	5500	5460	-57.3	-56.4	-53.82	5.98	47.39	Average	54	Pass
NVNT	n20	5500	5466.8	-38.13	-38.36	-35.23	5.98	65.97	Peak	68.2	Pass
NVNT	n20	5500	5470	-52.75	-53.05	-49.89	5.98	51.32	Average	54	Pass
NVNT	n20	5500	5470	-41.22	-38.36	-36.55	5.98	64.66	Peak	68.2	Pass
NVNT	n20	5500	5470	-52.75	-53.08	-49.90	5.98	51.31	Average	54	Pass
NVNT	n20	5700	5725	-39.36	-38.05	-35.65	5.98	65.56	Peak	68.2	Pass
NVNT	n20	5700	5725	-52.8	-52.27	-49.52	5.98	51.69	Average	54	Pass
NVNT	n20	5700	5727	-36.23	-38.05	-34.04	5.98	67.17	Peak	68.2	Pass
NVNT	n20	5700	5725	-52.8	-51.9	-49.32	5.98	51.89	Average	54	Pass
NVNT	n20	5700	5735	-47.55	-47.13	-44.32	5.98	56.88	Peak	68.2	Pass
NVNT	n20	5700	5735	-57.2	-57.62	-54.39	5.98	46.81	Average	54	Pass
NVNT	n40	5510	5460	-49.95	-48.9	-46.38	5.98	54.82	Peak	68.2	Pass
NVNT	n40	5510	5460	-57.35	-56.48	-53.88	5.98	47.32	Average	54	Pass
NVNT	n40	5510	5469.8	-42.82	-39.79	-38.04	5.98	63.17	Peak	68.2	Pass
NVNT	n40	5510	5468.8	-54.36	-53.05	-50.65	5.98	50.56	Average	54	Pass
NVNT	n40	5510	5470	-43.05	-43.05	-40.04	5.98	61.17	Peak	68.2	Pass
NVNT	n40	5510	5470	-55.13	-53.81	-51.41	5.98	49.80	Average	54	Pass
NVNT	n40	5670	5725	-48.32	-46.9	-44.54	5.98	56.67	Peak	68.2	Pass
NVNT	n40	5670	5725	-55.68	-56.21	-52.93	5.98	48.28	Average	54	Pass
NVNT	n40	5670	5732.4	-46.68	-46.46	-43.56	5.98	57.65	Peak	68.2	Pass
NVNT	n40	5670	5725.2	-55.11	-55.38	-52.23	5.98	48.97	Average	54	Pass
NVNT	n40	5670	5735	-49.52	-47.74	-45.53	5.98	55.68	Peak	68.2	Pass
NVNT	n40	5670	5735	-56.24	-56.99	-53.59	5.98	47.62	Average	54	Pass
NVNT	ac20	5500	5460	-48.09	-48.65	-45.35	5.98	55.86	Peak	68.2	Pass
NVNT	ac20	5500	5460	-56.74	-55.96	-53.32	5.98	47.89	Average	54	Pass
NVNT	ac20	5500	5470	-35.52	-36.94	-33.16	5.98	68.05	Peak	68.2	Pass
NVNT	ac20	5500	5469.4	-51.66	-51.53	-48.58	5.98	52.62	Average	54	Pass
NVNT	ac20	5500	5470	-34.82	-40.59	-33.80	5.98	67.41	Peak	68.2	Pass
NVNT	ac20	5500	5470	-52.57	-52.18	-49.36	5.98	51.85	Average	54	Pass
NVNT	ac20	5700	5725	-40.27	-40.19	-37.22	5.98	63.99	Peak	68.2	Pass
NVNT	ac20	5700	5725	-51.88	-53.39	-49.56	5.98	51.65	Average	54	Pass
NVNT	ac20	5700	5725.2	-36.21	-35.86	-33.02	5.98	68.19	Peak	68.2	Pass
NVNT	ac20	5700	5725.2	-51.6	-52.11	-48.84	5.98	52.37	Average	54	Pass
NVNT	ac20	5700	5735	-47.89	-48.82	-45.32	5.98	55.89	Peak	68.2	Pass
NVNT	ac20	5700	5735	-56.54	-57.1	-53.80	5.98	47.41	Average	54	Pass



Shenzhen LCS Compliance Testing Laboratory Ltd.
 Add: 101, 201 Bldg A & 301 Bldg C, Juji Industrial Park Yabianxueziwei, Shajing Street, Baoan District, Shenzhen, 518000, China
 Tel: +(86) 0755-82591330 | E-mail: webmaster@lcs-cert.com | Web: www.lcs-cert.com
 Scan code to check authenticity



NVNT	ac40	5510	5460	-48.09	-47.38	-44.71	5.98	56.50	Peak	68.2	Pass
NVNT	ac40	5510	5460	-57.28	-56.36	-53.79	5.98	47.42	Average	54	Pass
NVNT	ac40	5510	5468.6	-36.3	-37.93	-34.03	5.98	67.18	Peak	68.2	Pass
NVNT	ac40	5510	5469.4	-54.01	-52.02	-49.89	5.98	51.32	Average	54	Pass
NVNT	ac40	5510	5470	-43.42	-40.15	-38.47	5.98	62.73	Peak	68.2	Pass
NVNT	ac40	5510	5470	-54.22	-52.02	-49.97	5.98	51.24	Average	54	Pass
NVNT	ac40	5670	5725	-46.77	-47.9	-44.29	5.98	56.92	Peak	68.2	Pass
NVNT	ac40	5670	5725	-55.83	-54.86	-52.31	5.98	48.90	Average	54	Pass
NVNT	ac40	5670	5727.8	-45.58	-45.09	-42.32	5.98	58.89	Peak	68.2	Pass
NVNT	ac40	5670	5728	-55.22	-54.86	-52.03	5.98	49.18	Average	54	Pass
NVNT	ac40	5670	5735	-46.38	-48.19	-44.18	5.98	57.03	Peak	68.2	Pass
NVNT	ac40	5670	5735	-56.71	-56.62	-53.65	5.98	47.55	Average	54	Pass
NVNT	ax20	5500	5460	-49.96	-49.91	-46.92	5.98	54.28	Peak	68.2	Pass
NVNT	ax20	5500	5460	-56.99	-57.58	-54.26	5.98	46.94	Average	54	Pass
NVNT	ax20	5500	5469.2	-42.27	-41.7	-38.97	5.98	62.24	Peak	68.2	Pass
NVNT	ax20	5500	5469	-54.04	-54.93	-51.45	5.98	49.76	Average	54	Pass
NVNT	ax20	5500	5470	-43.08	-42.63	-39.84	5.98	61.37	Peak	68.2	Pass
NVNT	ax20	5500	5470	-55.63	-55.79	-52.70	5.98	48.51	Average	54	Pass
NVNT	ax20	5700	5725	-38.26	-36.67	-34.38	5.98	66.83	Peak	68.2	Pass
NVNT	ax20	5700	5725	-53.14	-51.63	-49.31	5.98	51.90	Average	54	Pass
NVNT	ax20	5700	5728	-36.56	-36.56	-33.55	5.98	67.66	Peak	68.2	Pass
NVNT	ax20	5700	5726	-52.11	-51.41	-48.74	5.98	52.47	Average	54	Pass
NVNT	ax20	5700	5735	-48.1	-48.49	-45.28	5.98	55.93	Peak	68.2	Pass
NVNT	ax20	5700	5735	-57.03	-57.16	-54.08	5.98	47.12	Average	54	Pass
NVNT	ax40	5510	5460	-48	-50.05	-45.89	5.98	55.31	Peak	68.2	Pass
NVNT	ax40	5510	5460	-57.17	-57.01	-54.08	5.98	47.13	Average	54	Pass
NVNT	ax40	5510	5469.6	-40.64	-41.23	-37.91	5.98	63.29	Peak	68.2	Pass
NVNT	ax40	5510	5469.6	-53.32	-53.3	-50.30	5.98	50.91	Average	54	Pass
NVNT	ax40	5510	5470	-42.39	-42.64	-39.50	5.98	61.70	Peak	68.2	Pass
NVNT	ax40	5510	5470	-53.94	-53.5	-50.70	5.98	50.50	Average	54	Pass
NVNT	ax40	5670	5725	-46.77	-47.56	-44.14	5.98	57.07	Peak	68.2	Pass
NVNT	ax40	5670	5725	-54.92	-56.18	-52.49	5.98	48.71	Average	54	Pass
NVNT	ax40	5670	5730.4	-45.44	-46.2	-42.79	5.98	58.41	Peak	68.2	Pass
NVNT	ax40	5670	5727.4	-54.47	-55.25	-51.83	5.98	49.38	Average	54	Pass
NVNT	ax40	5670	5735	-48.22	-47.78	-44.98	5.98	56.22	Peak	68.2	Pass
NVNT	ax40	5670	5735	-55.83	-56.35	-53.07	5.98	48.14	Average	54	Pass



Shenzhen LCS Compliance Testing Laboratory Ltd.
 Add: 101, 201 Bldg A & 301 Bldg C, Juji Industrial Park Yabianxueziwei, Shajing Street, Baoan District, Shenzhen, 518000, China
 Tel: +(86) 0755-82591330 | E-mail: webmaster@lcs-cert.com | Web: www.lcs-cert.com
 Scan code to check authenticity



F.5 Frequency Stability

Condition	Mode	Frequency (MHz)	Antenna	Measured Frequency (MHz)	Frequency Error (Hz)	Deviation (ppm)	Limit (ppm)	Verdict
NVNT	a	5500	Ant0	5500	0	0	25	Pass
NVNT	a	5580	Ant0	5579.98	-20000	-3.58	25	Pass
NVNT	a	5700	Ant0	5699.98	-20000	-3.51	25	Pass
NVNT	n20	5500	Ant0	5499.98	-20000	-3.64	25	Pass
NVNT	n20	5580	Ant0	5579.98	-20000	-3.58	25	Pass
NVNT	n20	5700	Ant0	5699.98	-20000	-3.51	25	Pass
NVNT	n40	5510	Ant0	5510	0	0	25	Pass
NVNT	n40	5550	Ant0	5550	0	0	25	Pass
NVNT	n40	5670	Ant0	5669.96	-40000	-7.05	25	Pass
NVNT	ac20	5500	Ant0	5500	0	0	25	Pass
NVNT	ac20	5580	Ant0	5579.98	-20000	-3.58	25	Pass
NVNT	ac20	5700	Ant0	5699.98	-20000	-3.51	25	Pass
NVNT	ac40	5510	Ant0	5509.96	-40000	-7.26	25	Pass
NVNT	ac40	5550	Ant0	5550	0	0	25	Pass
NVNT	ac40	5670	Ant0	5670	0	0	25	Pass
NVNT	ax20	5500	Ant0	5499.98	-20000	-3.64	25	Pass
NVNT	ax20	5580	Ant0	5579.98	-20000	-3.58	25	Pass
NVNT	ax20	5700	Ant0	5700	0	0	25	Pass
NVNT	ax40	5510	Ant0	5510	0	0	25	Pass
NVNT	ax40	5550	Ant0	5550	0	0	25	Pass
NVNT	ax40	5670	Ant0	5670	0	0	25	Pass

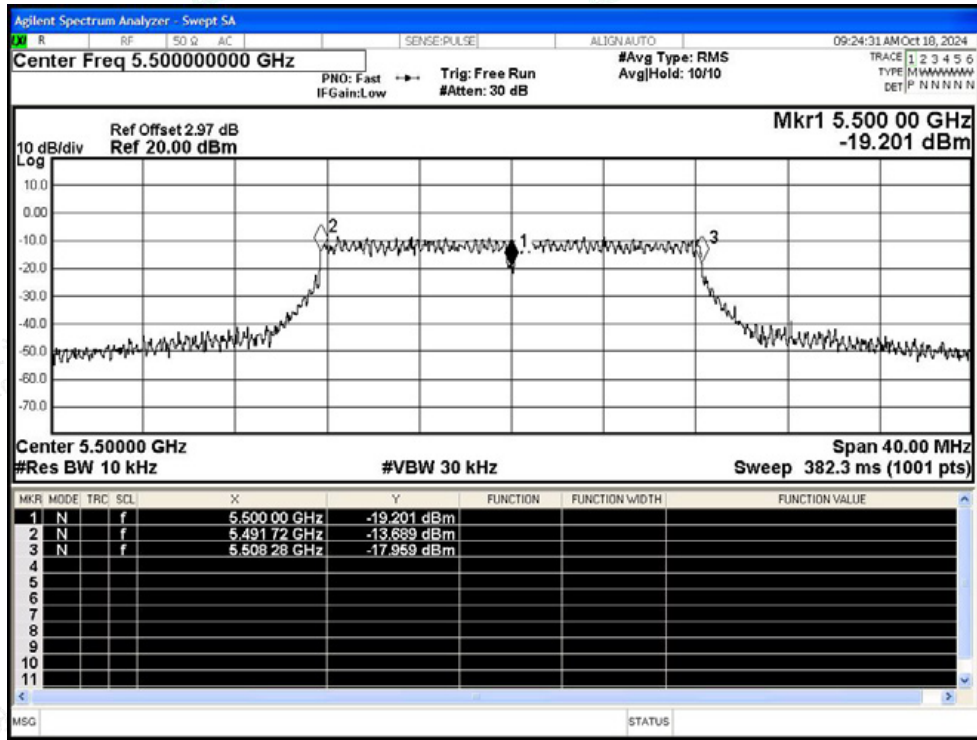


Shenzhen LCS Compliance Testing Laboratory Ltd.
 Add: 101, 201 Bldg A & 301 Bldg C, Juji Industrial Park Yabianxueziwei, Shajing Street, Baoan District, Shenzhen, 518000, China
 Tel: +(86) 0755-82591330 | E-mail: webmaster@lcs-cert.com | Web: www.lcs-cert.com
 Scan code to check authenticity

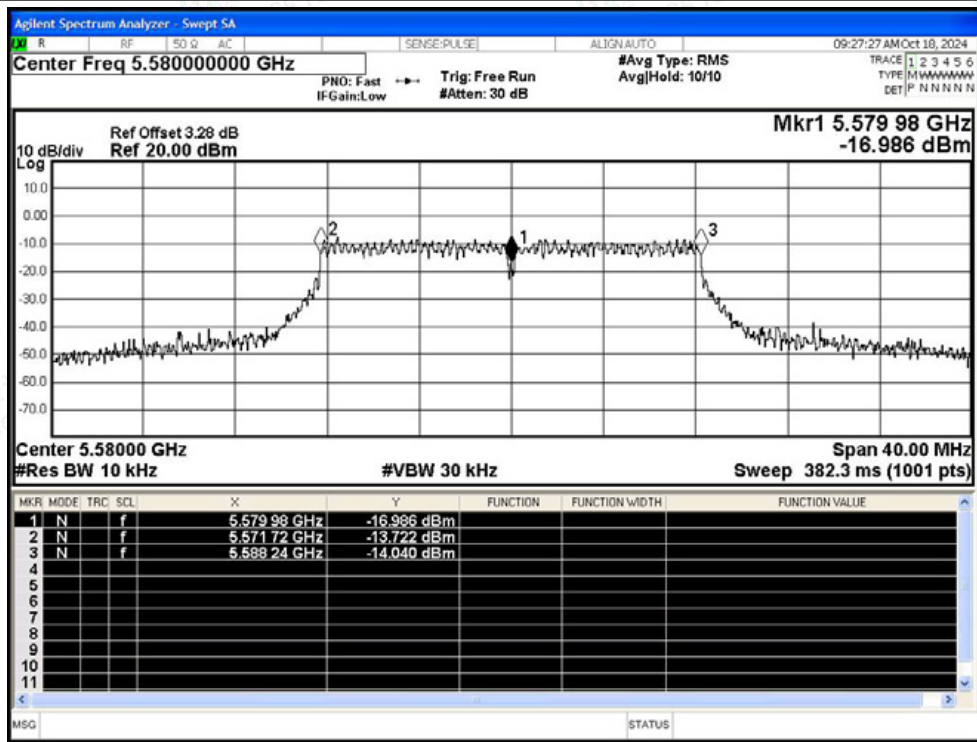


Test Graphs

Freq. Stability NVNT a 5500MHz Ant0

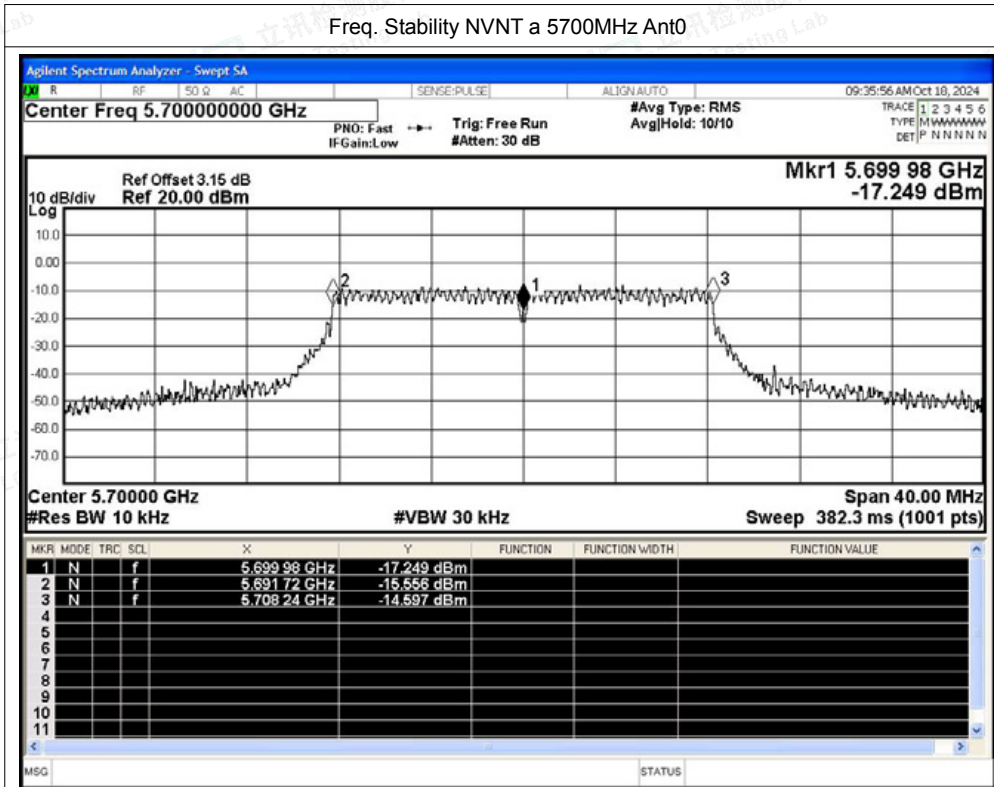


Freq. Stability NVNT a 5580MHz Ant0

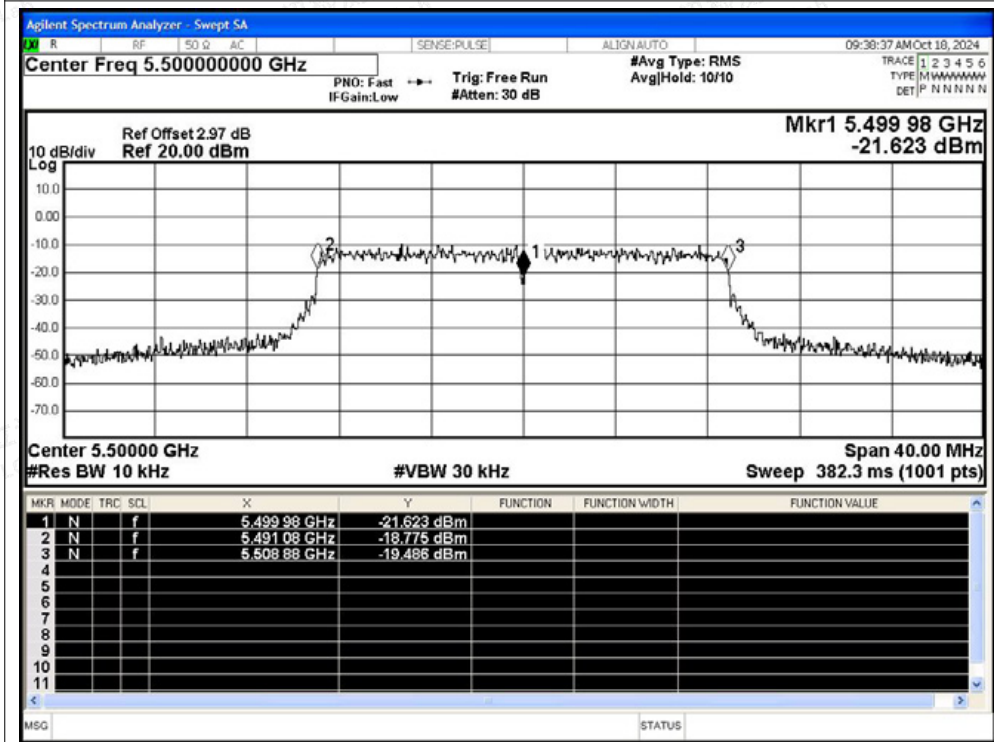




Freq. Stability NVNT a 5700MHz Ant0

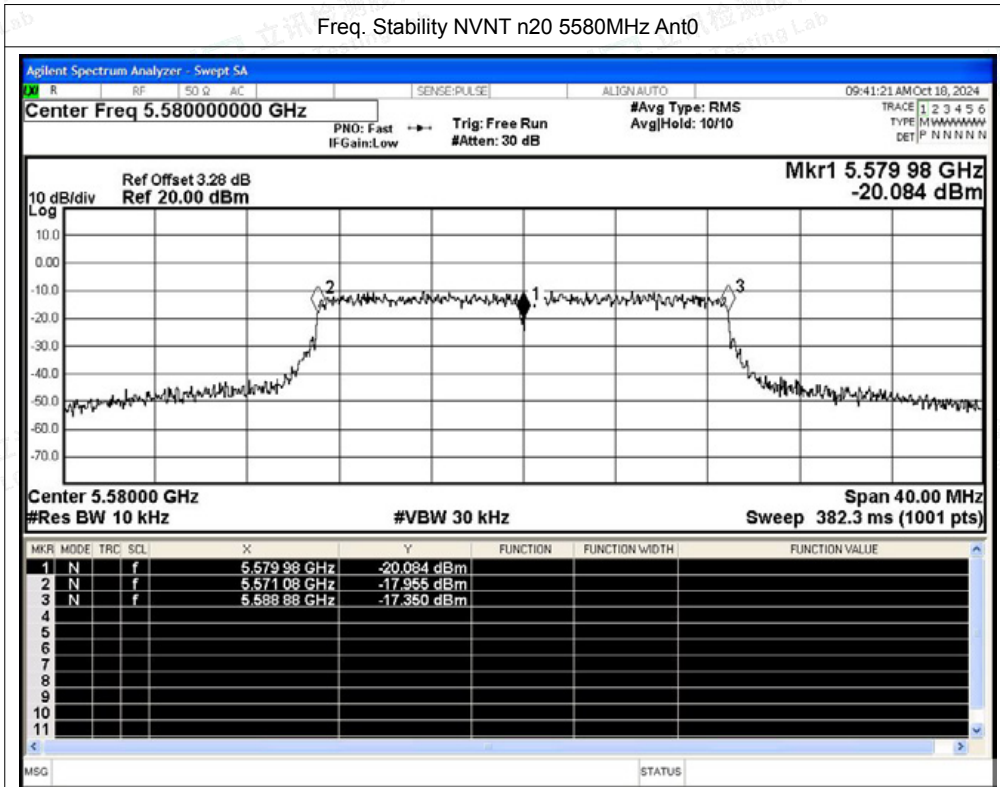


Freq. Stability NVNT n20 5500MHz Ant0

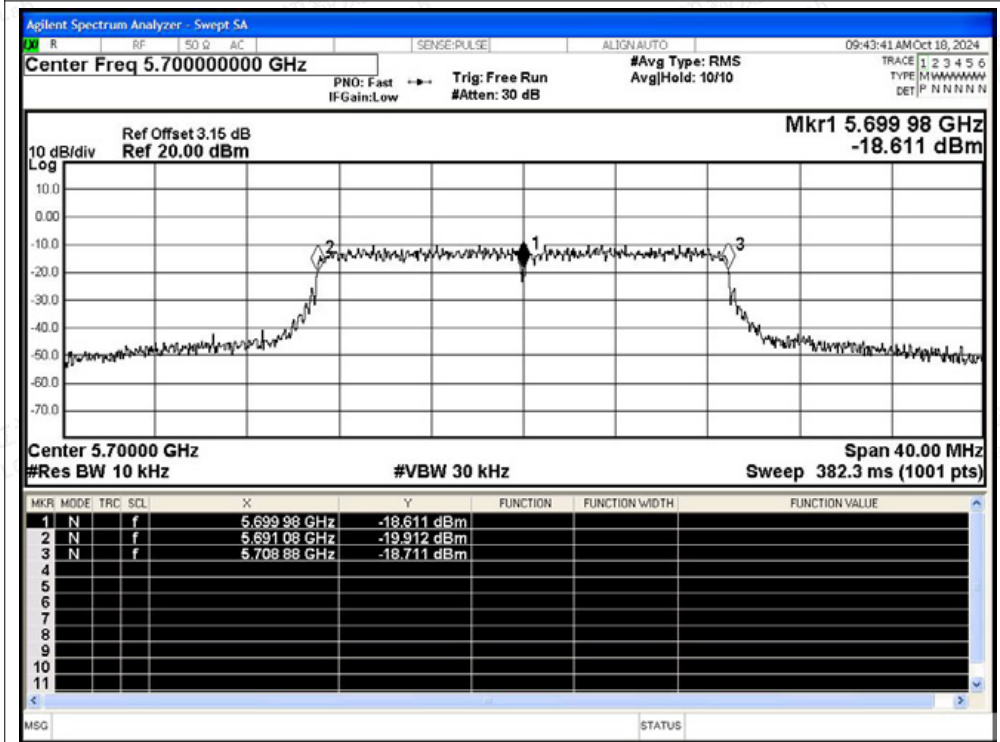




Freq. Stability NVNT n20 5580MHz Ant0

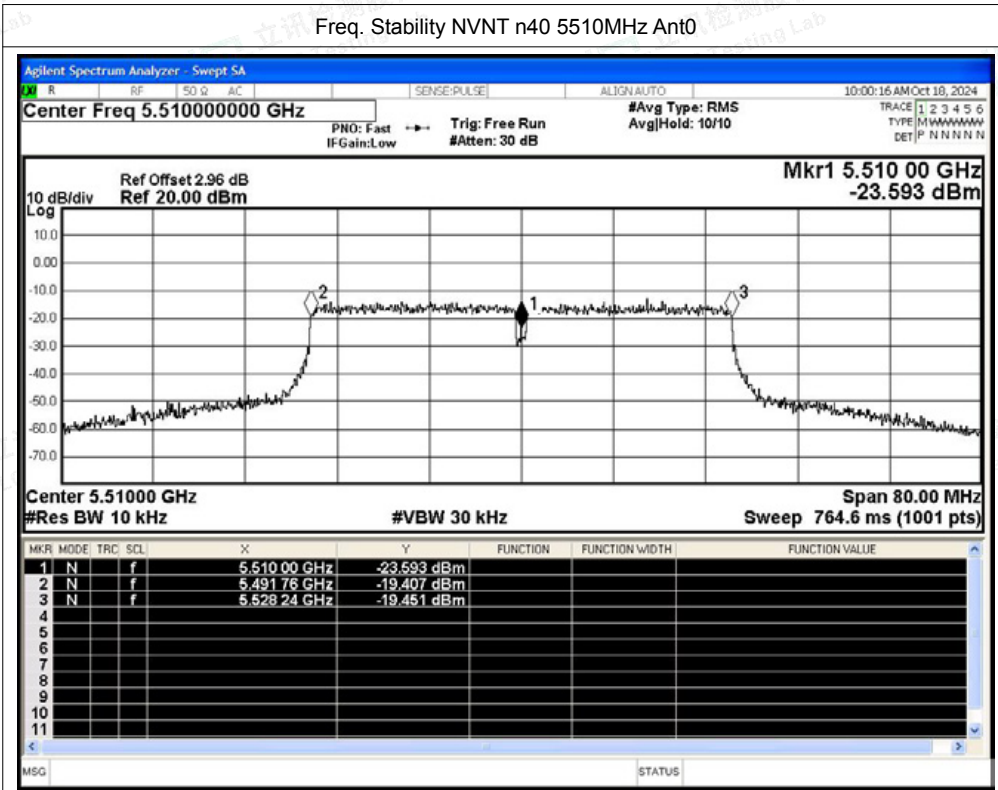


Freq. Stability NVNT n20 5700MHz Ant0

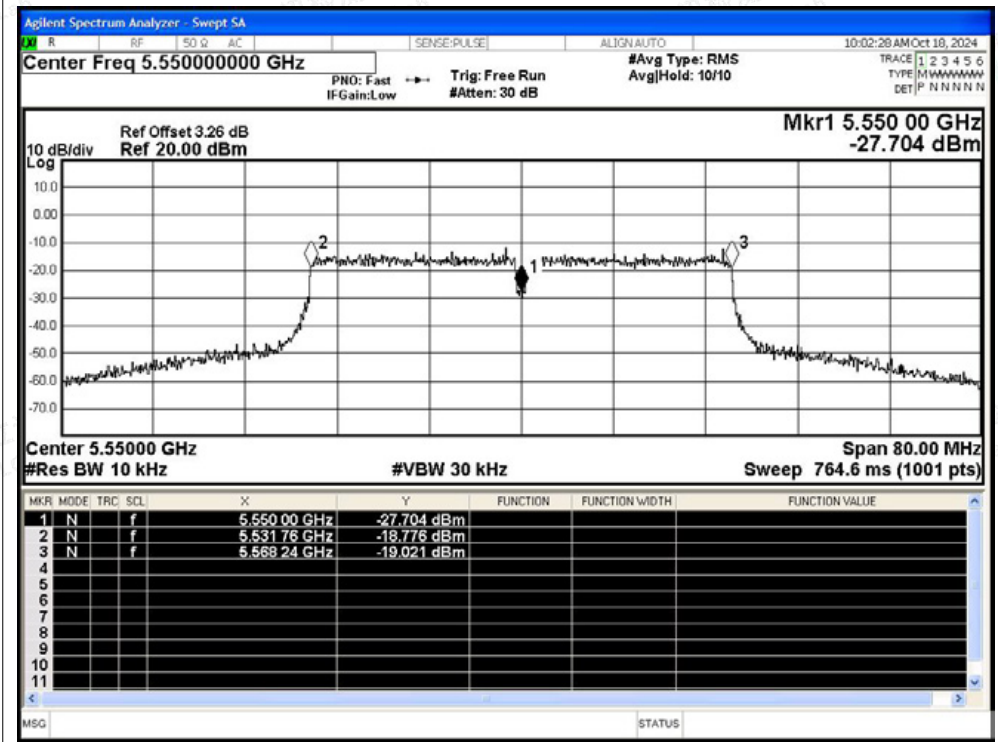




Freq. Stability NVNT n40 5510MHz Ant0

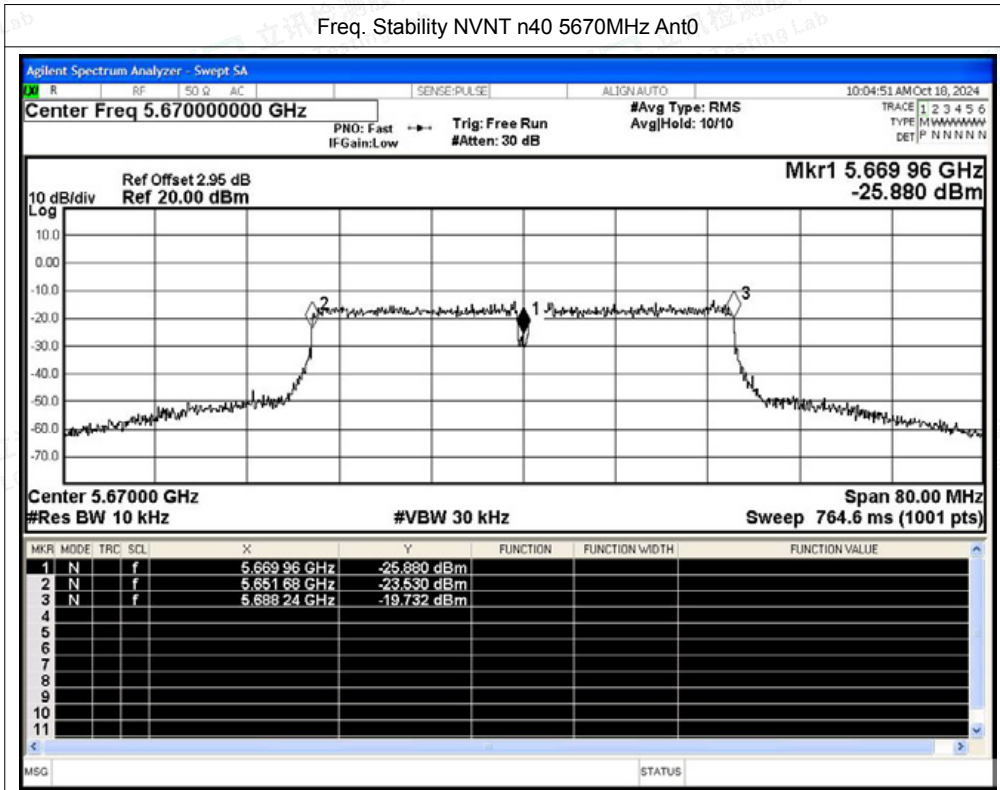


Freq. Stability NVNT n40 5550MHz Ant0

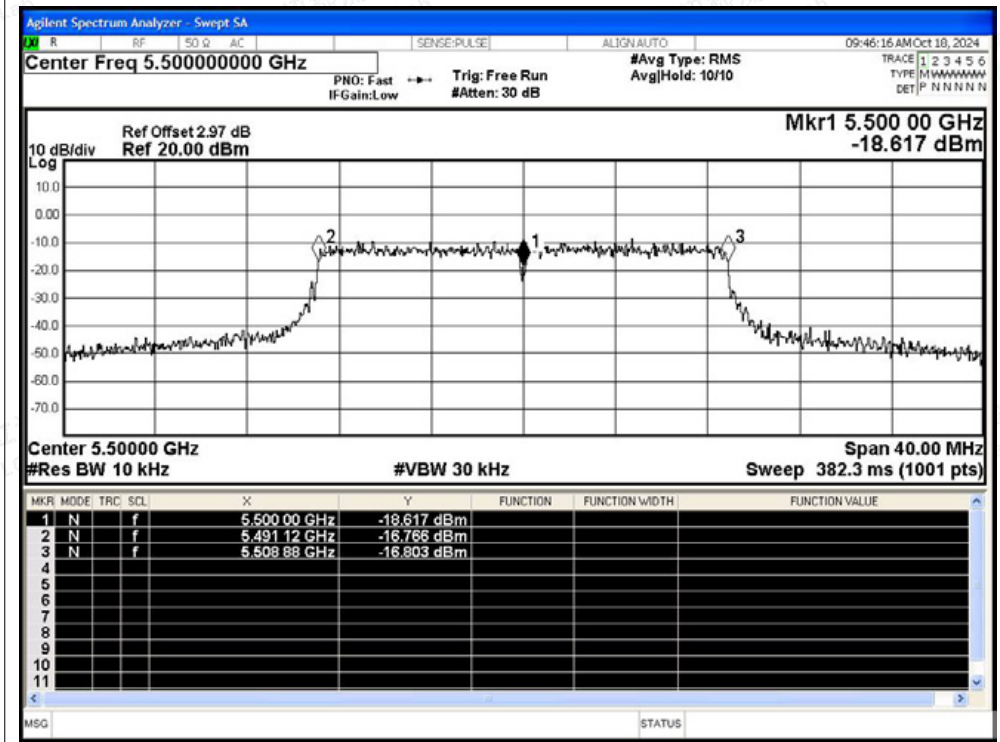




Freq. Stability NVNT n40 5670MHz Ant0

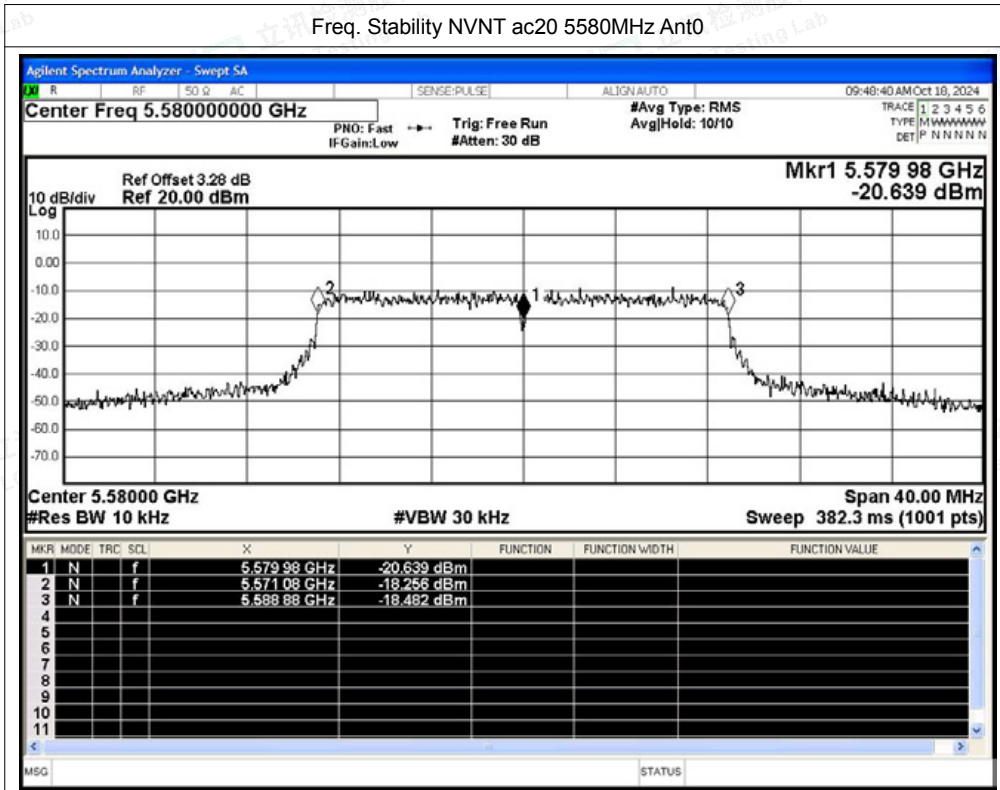


Freq. Stability NVNT ac20 5500MHz Ant0

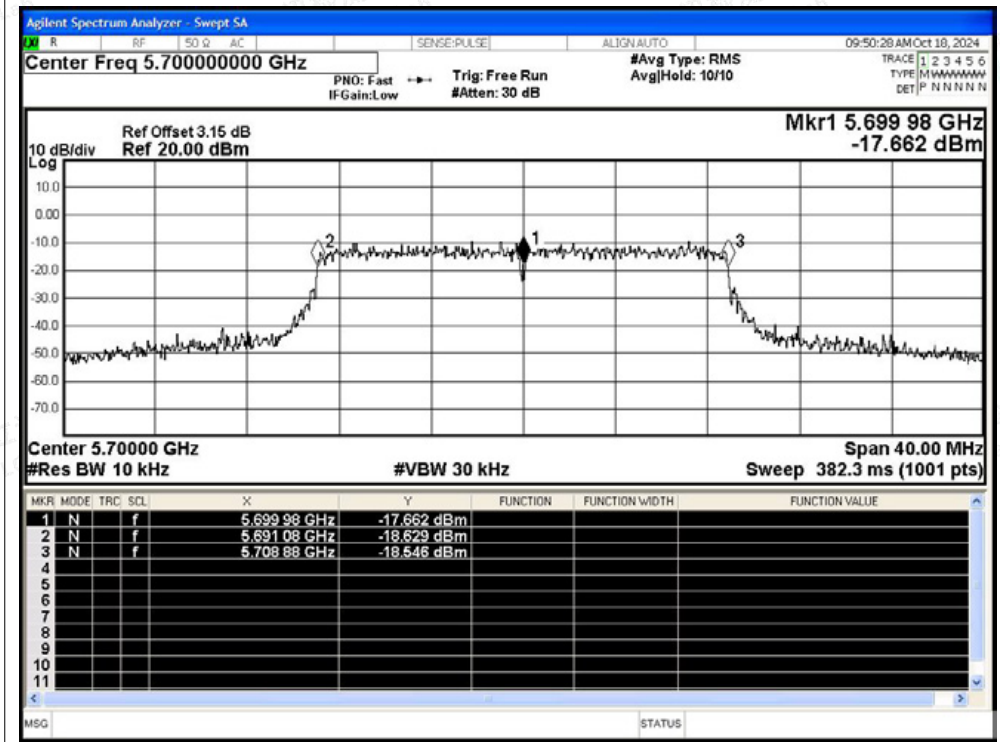




Freq. Stability NVNT ac20 5580MHz Ant0

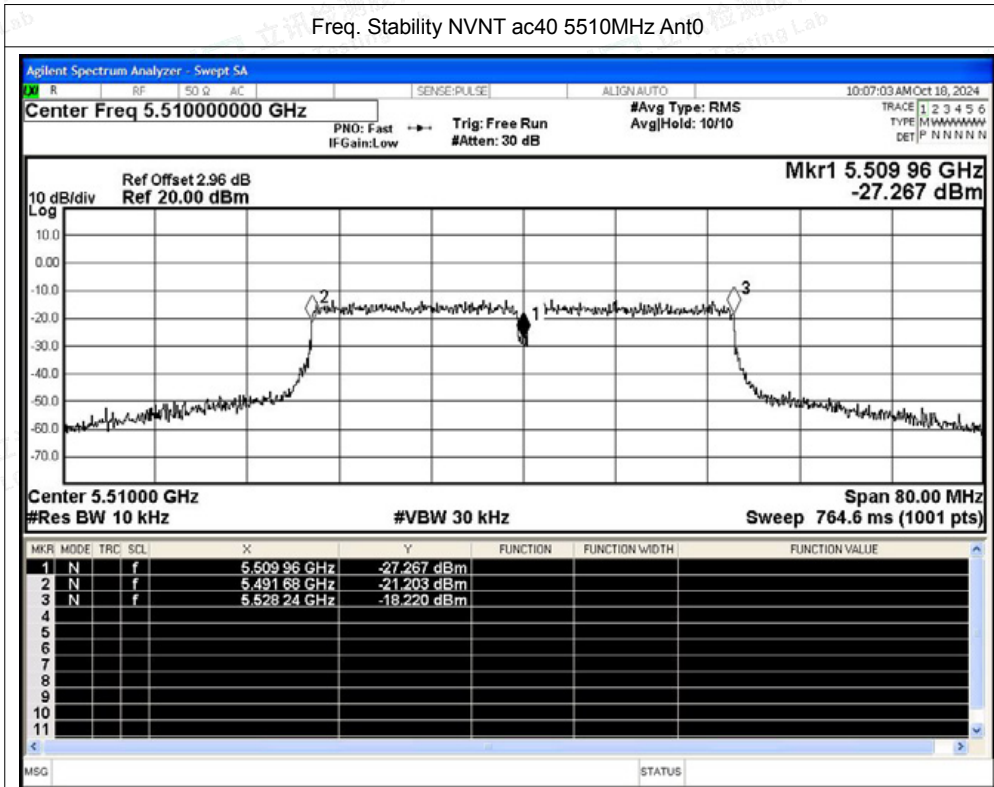


Freq. Stability NVNT ac20 5700MHz Ant0

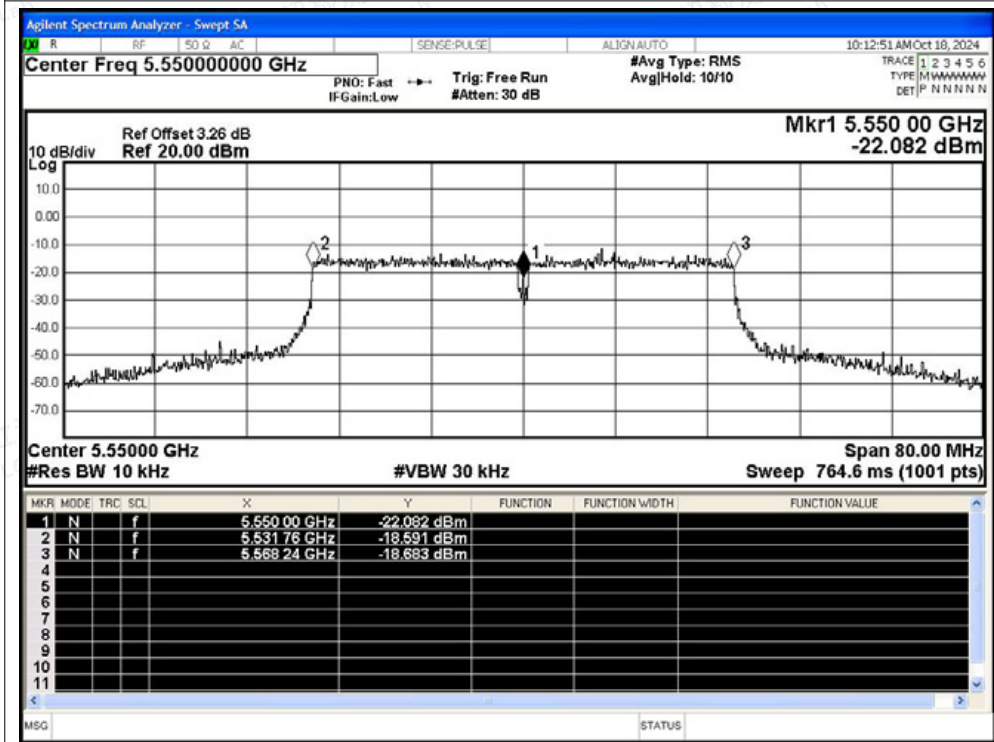




Freq. Stability NVNT ac40 5510MHz Ant0

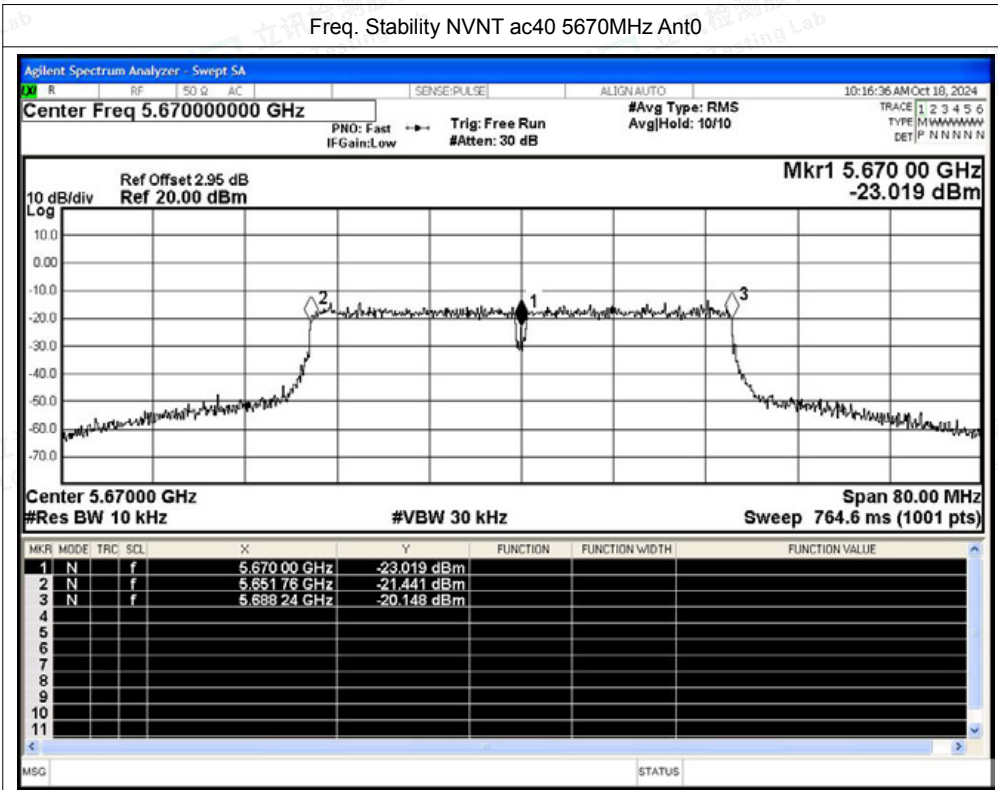


Freq. Stability NVNT ac40 5550MHz Ant0

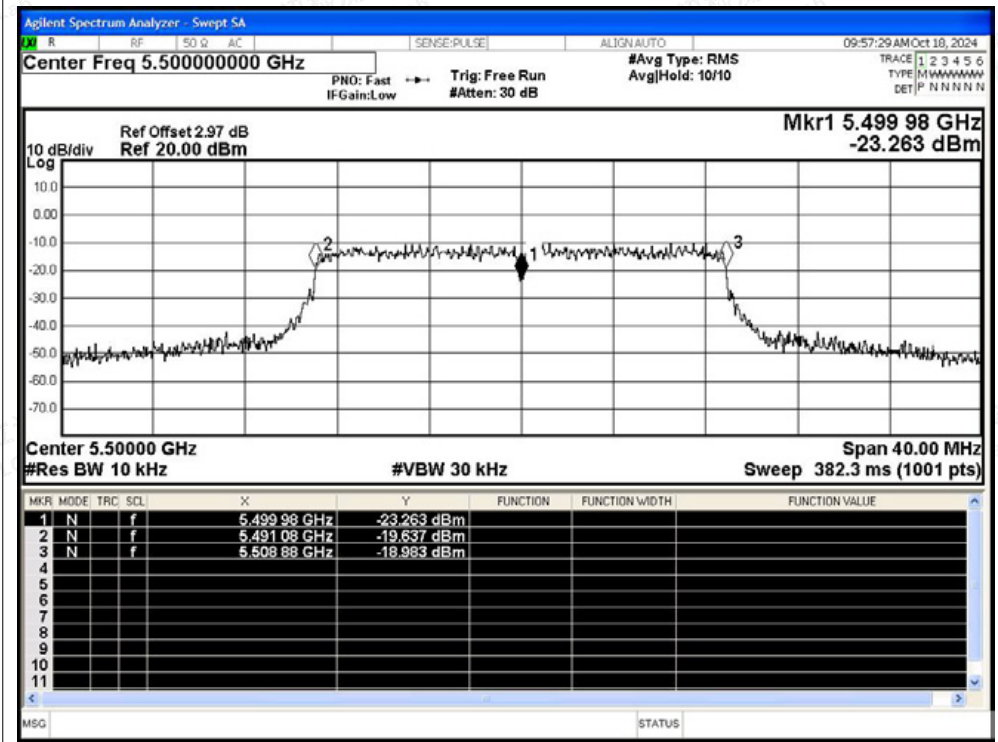




Freq. Stability NVNT ac40 5670MHz Ant0

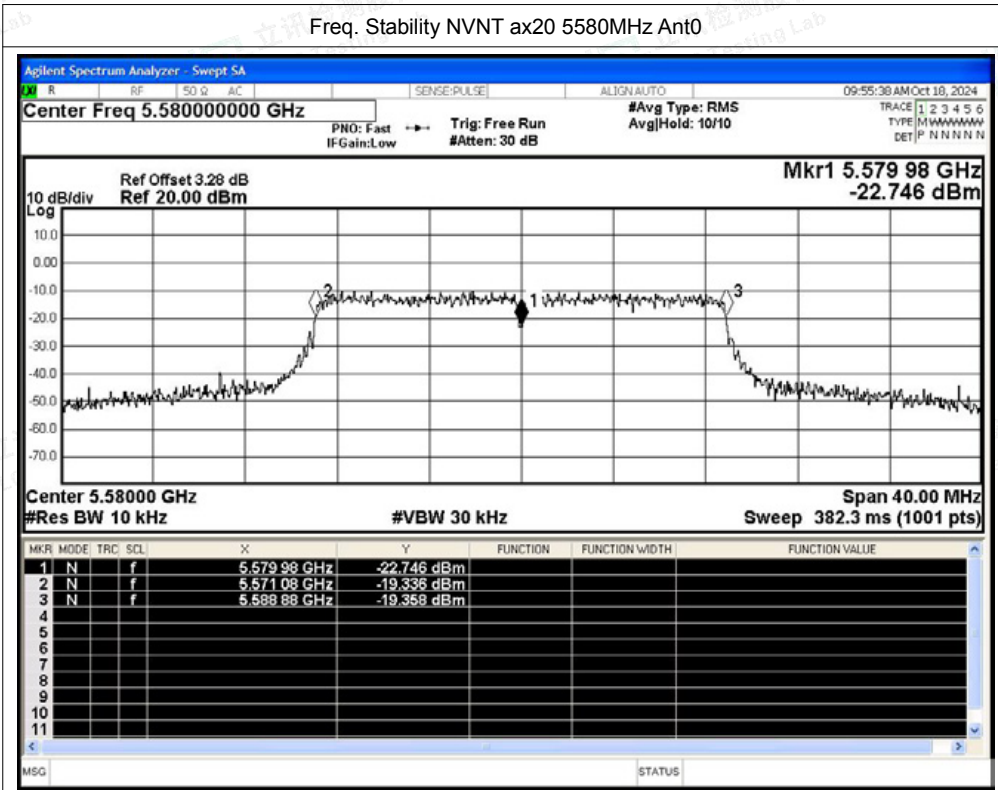


Freq. Stability NVNT ax20 5500MHz Ant0

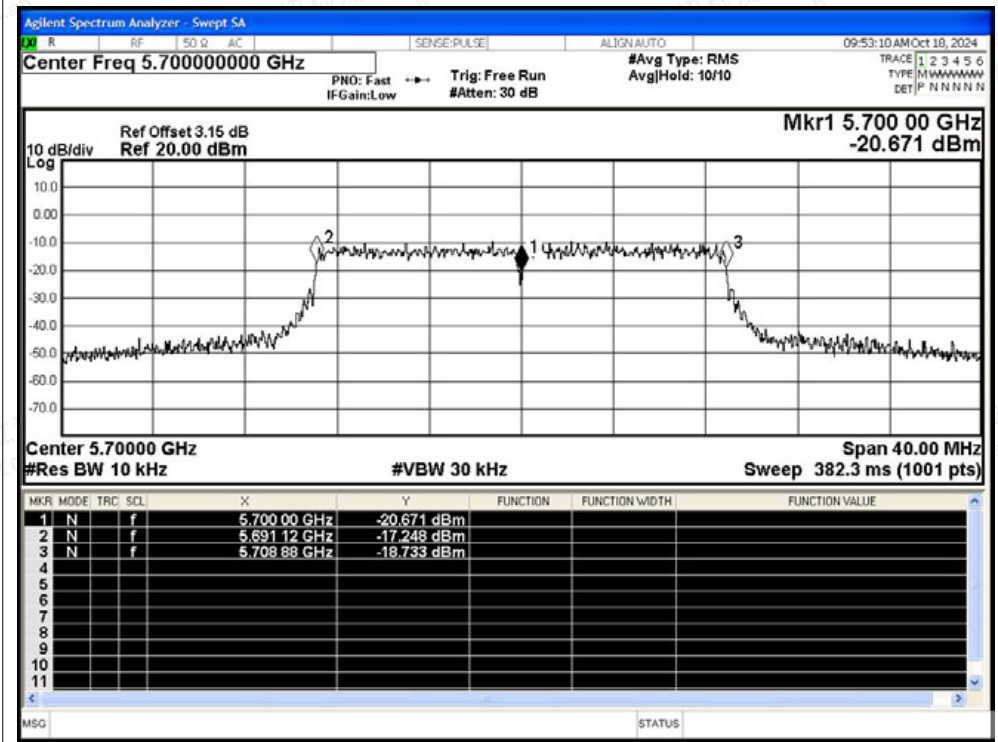




Freq. Stability NVNT ax20 5580MHz Ant0

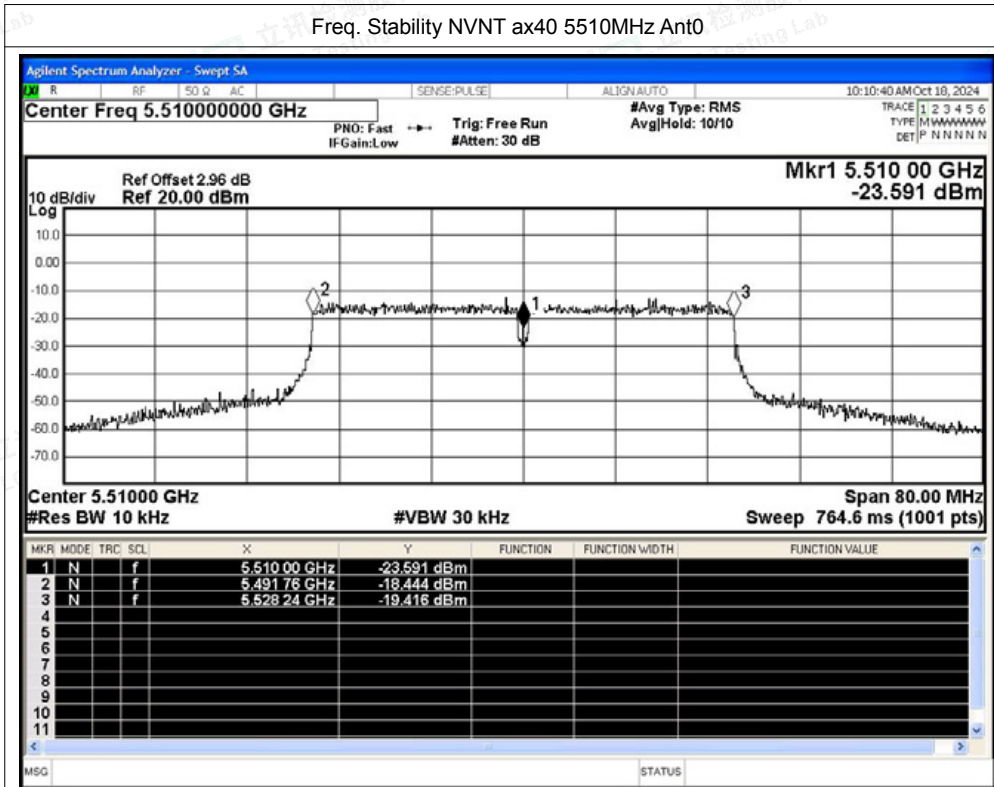


Freq. Stability NVNT ax20 5700MHz Ant0

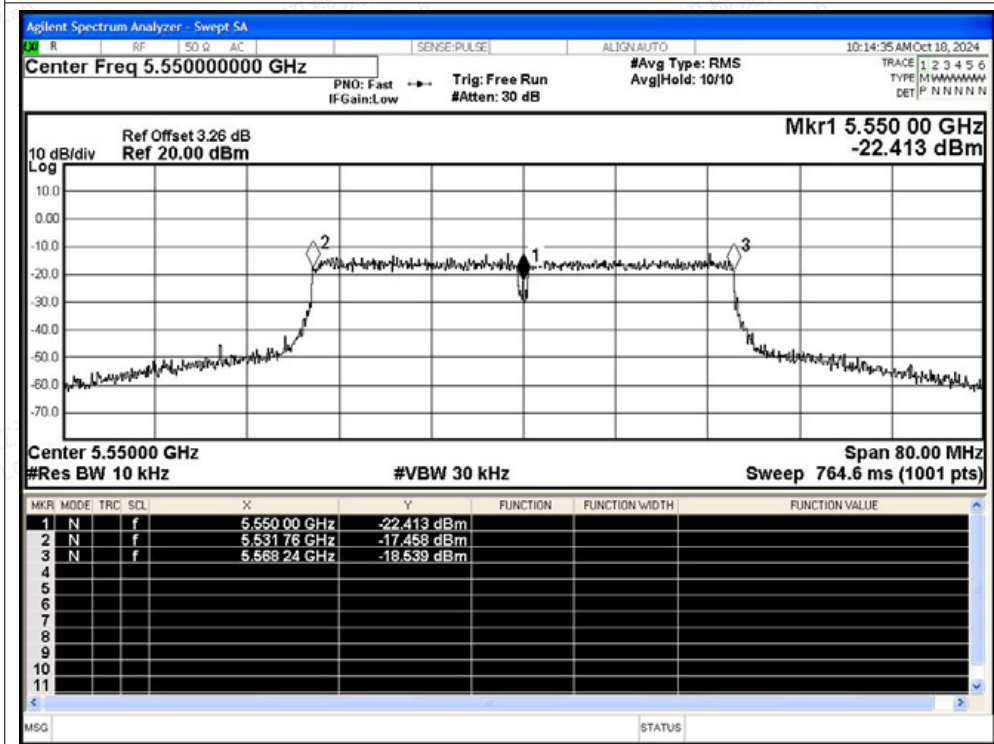




Freq. Stability NVNT ax40 5510MHz Ant0

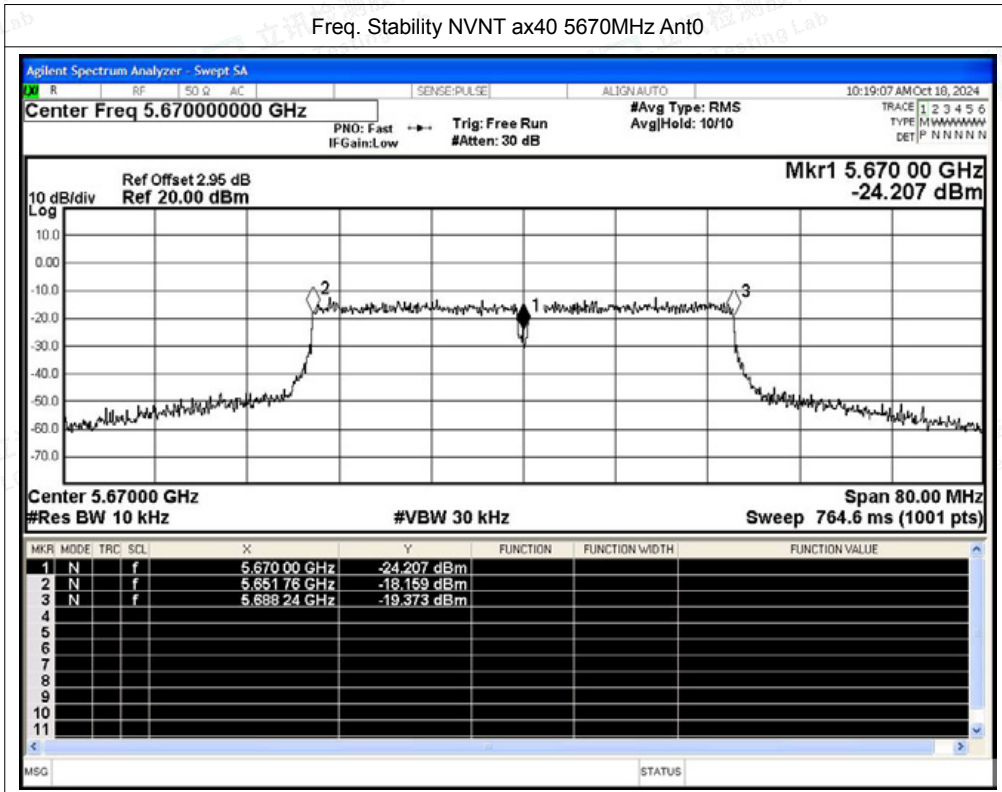


Freq. Stability NVNT ax40 5550MHz Ant0





Freq. Stability NVNT ax40 5670MHz Ant0





Condition	Mode	Frequency (MHz)	Antenna	Measured Frequency (MHz)	Frequency Error (Hz)	Deviation (ppm)	Limit (ppm)	Verdict
NVNT	a	5500	Ant1	5500	0	0	25	Pass
NVNT	a	5580	Ant1	5580	0	0	25	Pass
NVNT	a	5700	Ant1	5700	0	0	25	Pass
NVNT	n20	5500	Ant1	5500	0	0	25	Pass
NVNT	n20	5580	Ant1	5580	0	0	25	Pass
NVNT	n20	5700	Ant1	5700	0	0	25	Pass
NVNT	n40	5510	Ant1	5510	0	0	25	Pass
NVNT	n40	5550	Ant1	5550	0	0	25	Pass
NVNT	n40	5670	Ant1	5670	0	0	25	Pass
NVNT	ac20	5500	Ant1	5499.98	-20000	-3.64	25	Pass
NVNT	ac20	5580	Ant1	5580	0	0	25	Pass
NVNT	ac20	5700	Ant1	5699.96	-40000	-7.02	25	Pass
NVNT	ac40	5510	Ant1	5510	0	0	25	Pass
NVNT	ac40	5550	Ant1	5550	0	0	25	Pass
NVNT	ac40	5670	Ant1	5670	0	0	25	Pass
NVNT	ax20	5500	Ant1	5499.98	-20000	-3.64	25	Pass
NVNT	ax20	5580	Ant1	5580	0	0	25	Pass
NVNT	ax20	5700	Ant1	5699.98	-20000	-3.51	25	Pass
NVNT	ax40	5510	Ant1	5509.96	-40000	-7.26	25	Pass
NVNT	ax40	5550	Ant1	5550	0	0	25	Pass
NVNT	ax40	5670	Ant1	5670	0	0	25	Pass

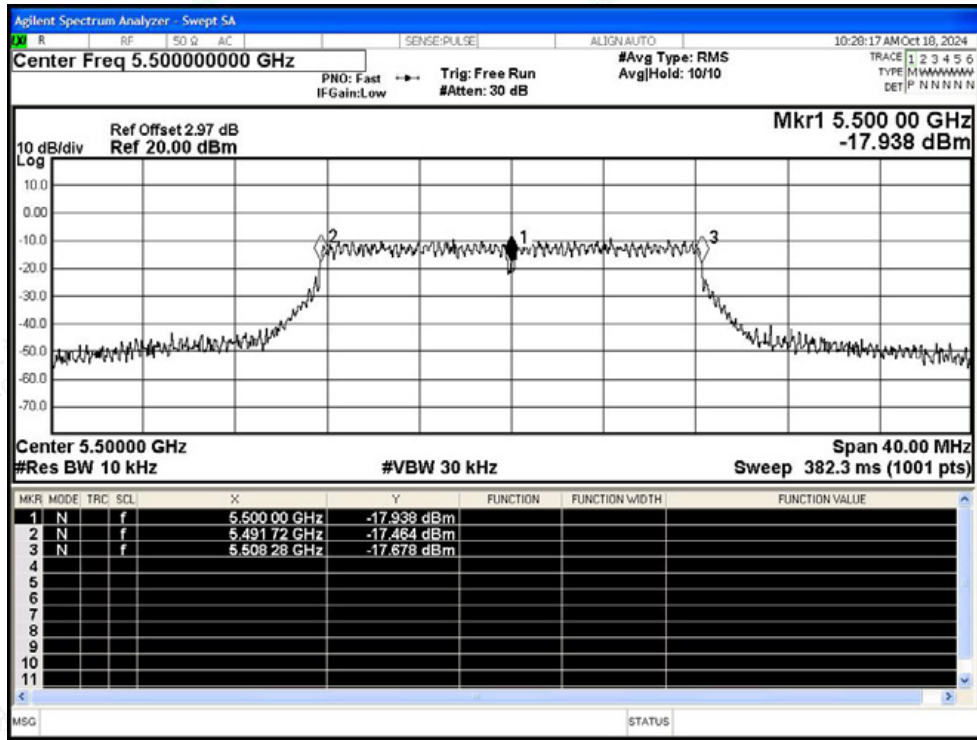


Shenzhen LCS Compliance Testing Laboratory Ltd.
 Add: 101, 201 Bldg A & 301 Bldg C, Juji Industrial Park Yabianxueziwei, Shajing Street, Baoan District, Shenzhen, 518000, China
 Tel: +(86) 0755-82591330 | E-mail: webmaster@lcs-cert.com | Web: www.lcs-cert.com
 Scan code to check authenticity

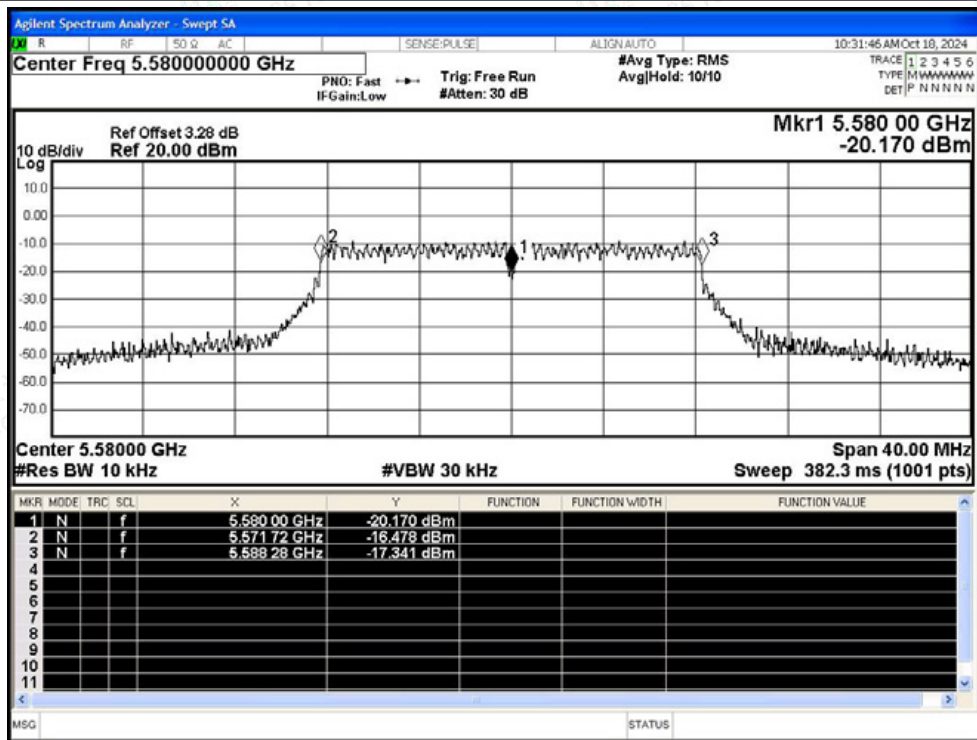


Test Graphs

Freq. Stability NVNT a 5500MHz Ant1

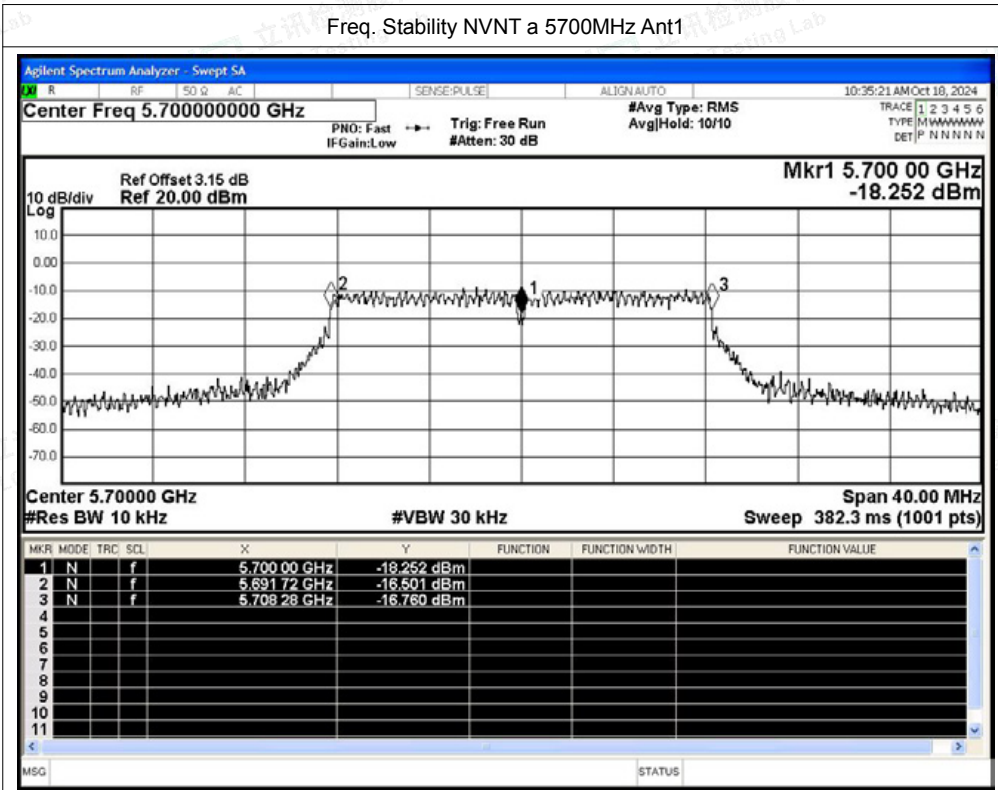


Freq. Stability NVNT a 5580MHz Ant1

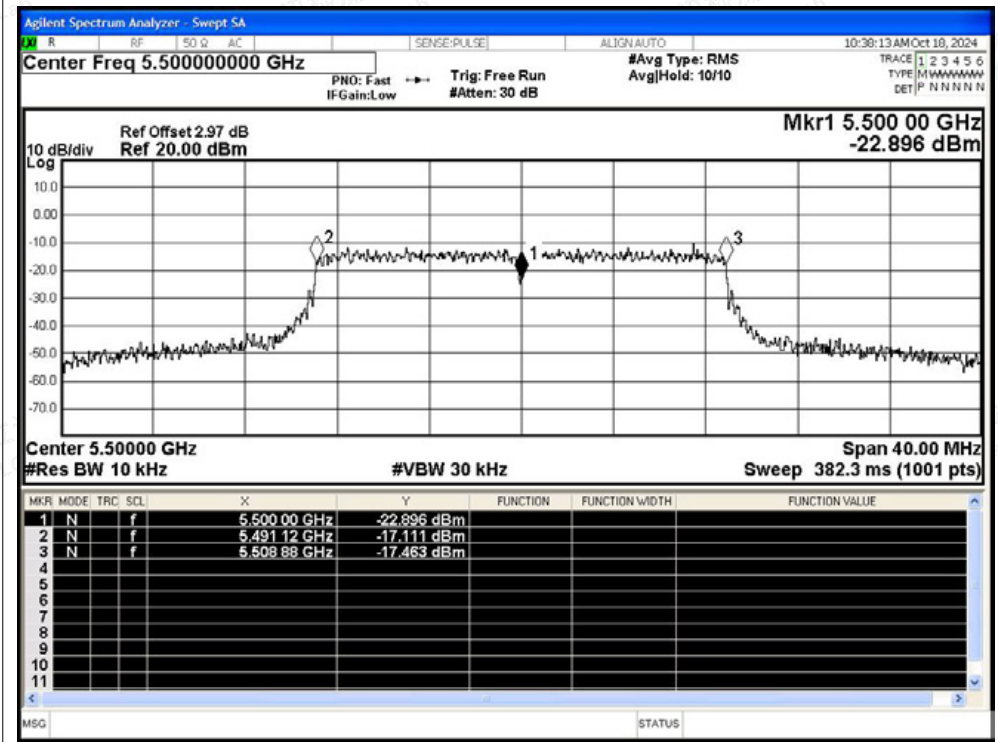




Freq. Stability NVNT a 5700MHz Ant1

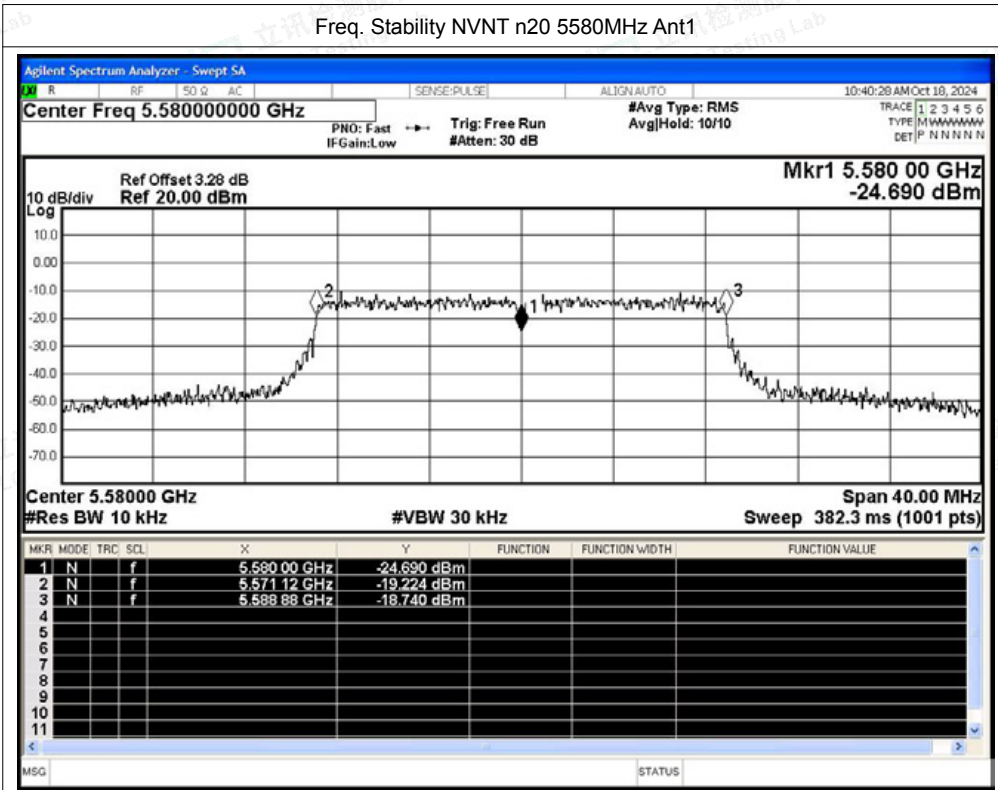


Freq. Stability NVNT n20 5500MHz Ant1

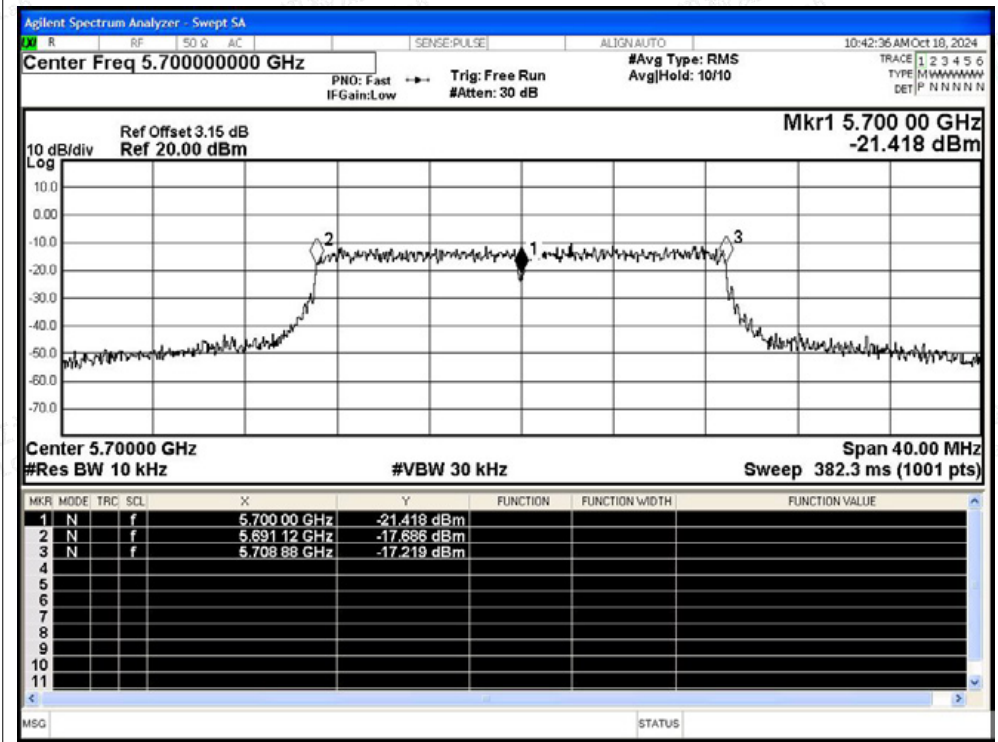




Freq. Stability NVNT n20 5580MHz Ant1

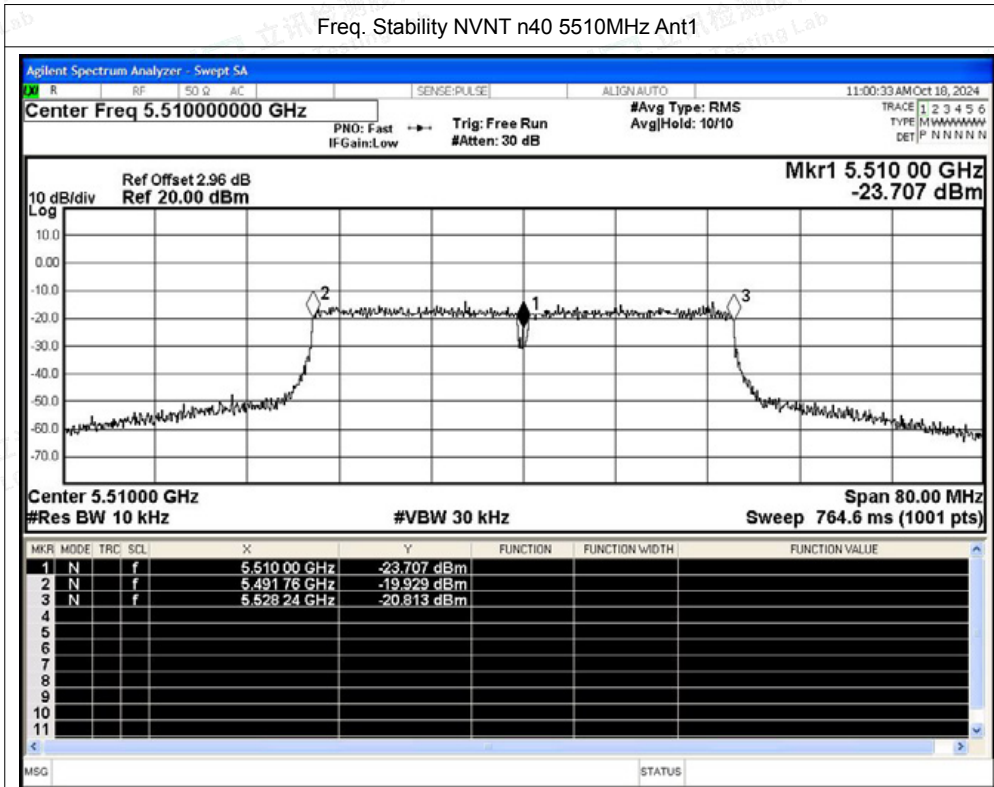


Freq. Stability NVNT n20 5700MHz Ant1

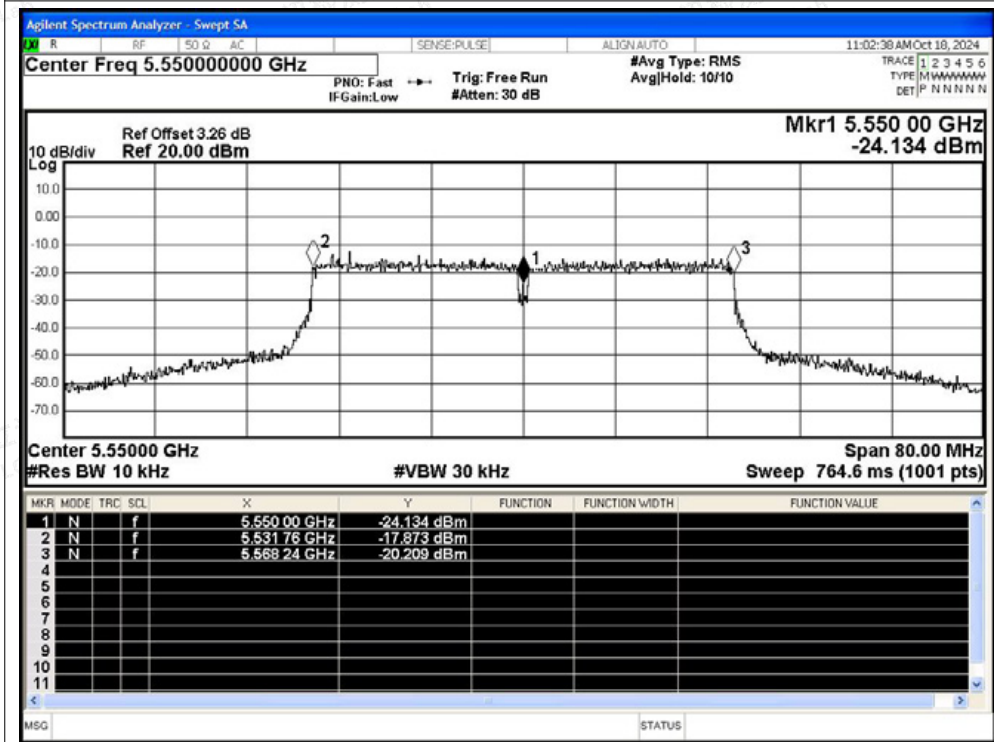




Freq. Stability NVNT n40 5510MHz Ant1

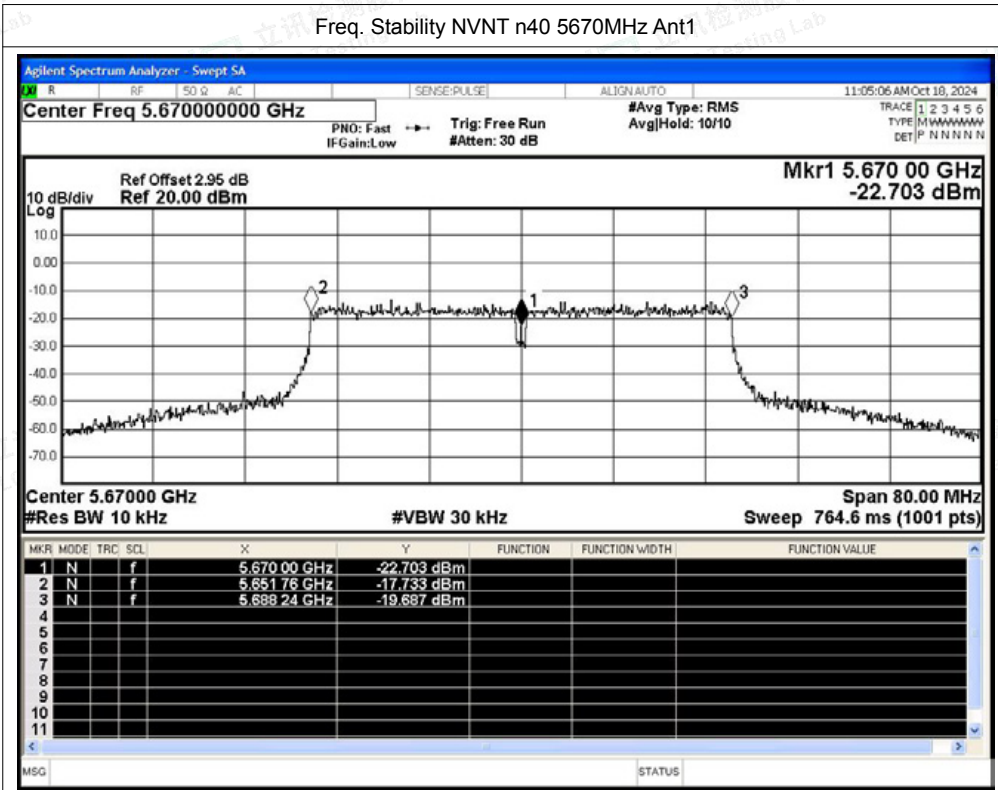


Freq. Stability NVNT n40 5550MHz Ant1

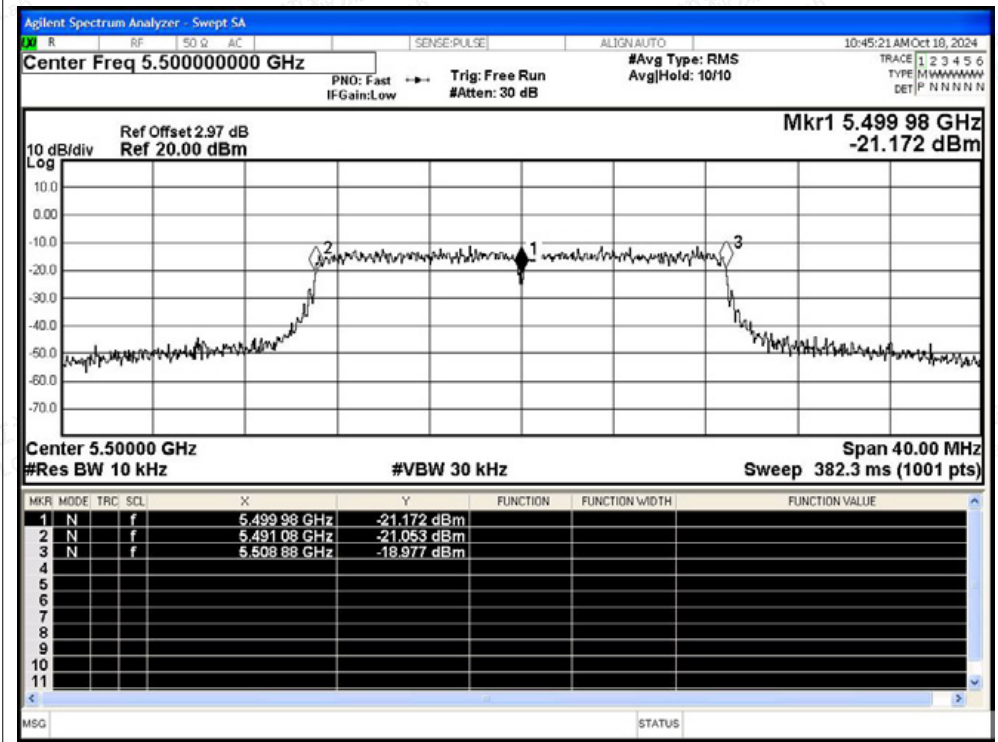




Freq. Stability NVNT n40 5670MHz Ant1

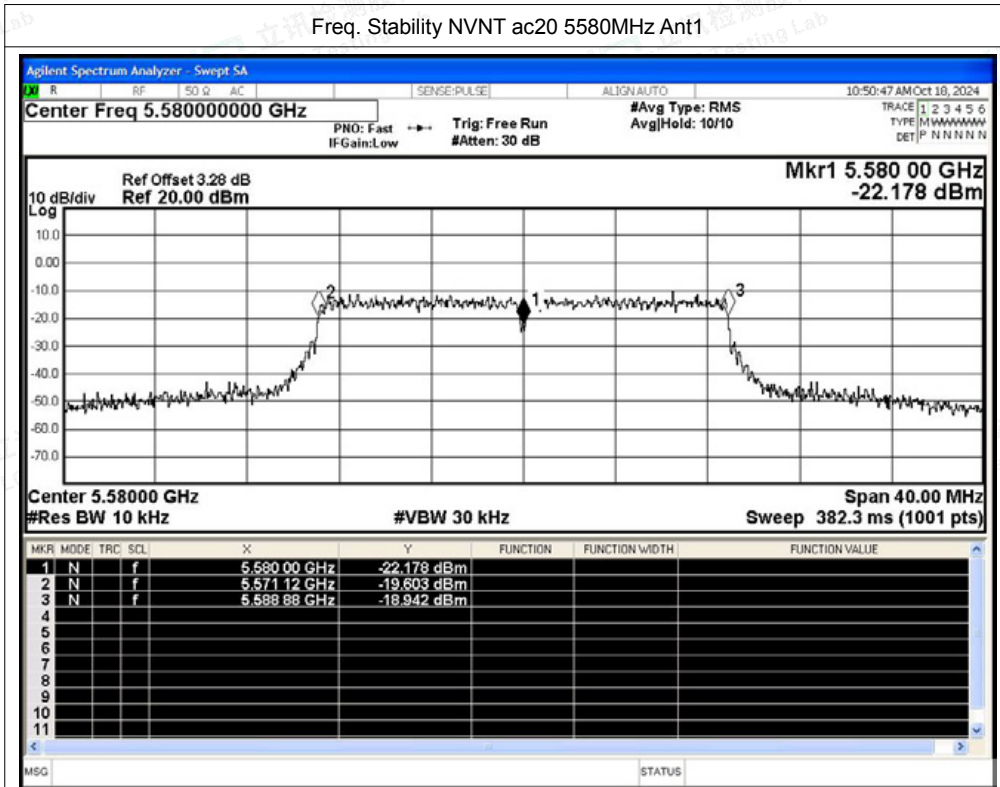


Freq. Stability NVNT ac20 5500MHz Ant1

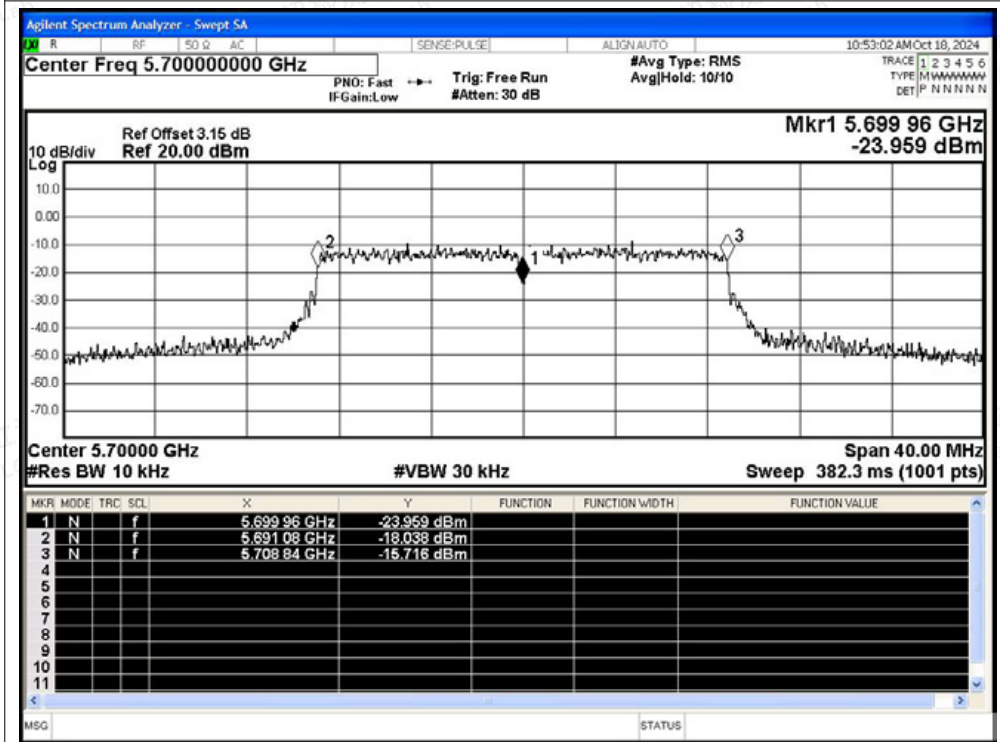




Freq. Stability NVNT ac20 5580MHz Ant1

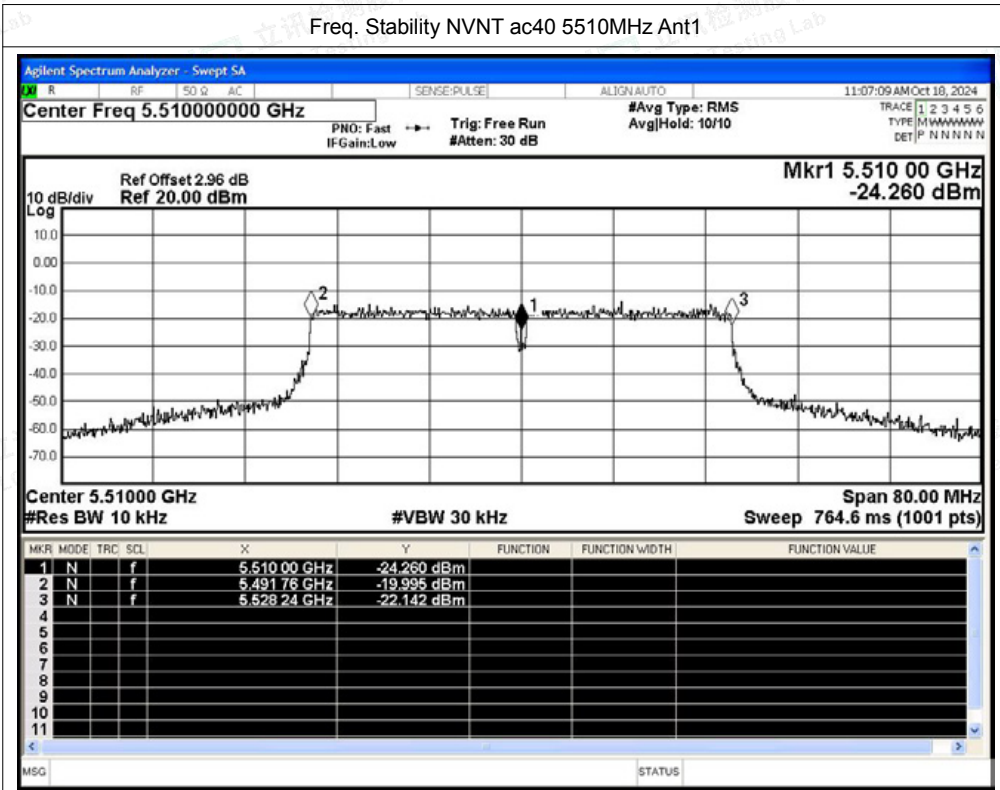


Freq. Stability NVNT ac20 5700MHz Ant1

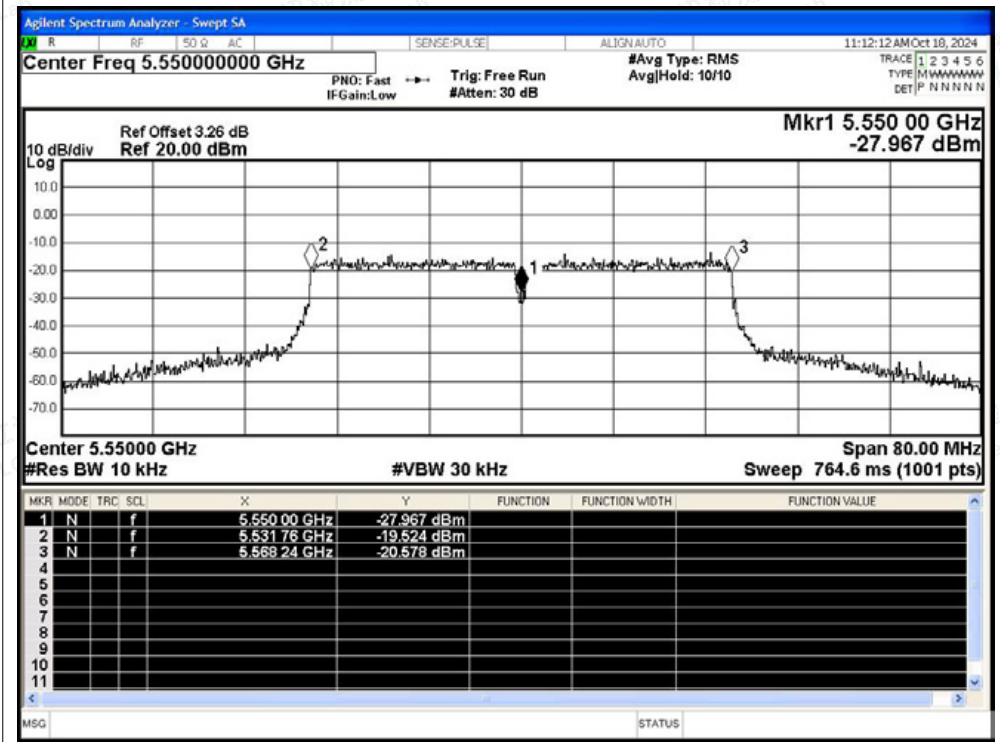




Freq. Stability NVNT ac40 5510MHz Ant1

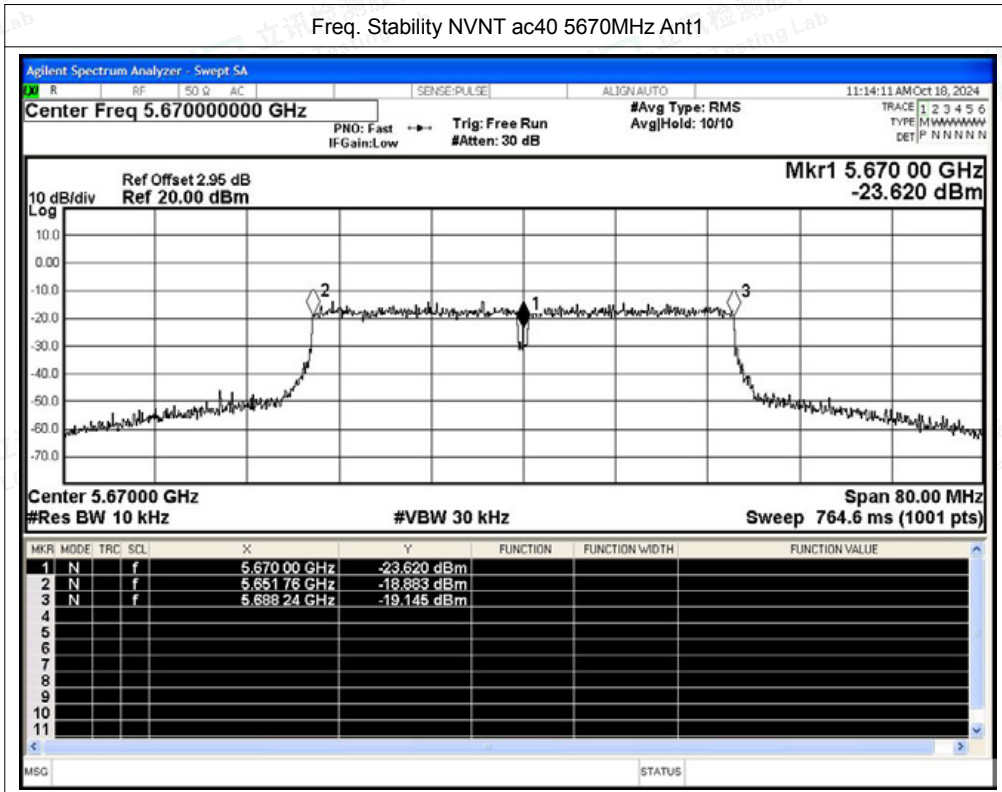


Freq. Stability NVNT ac40 5550MHz Ant1



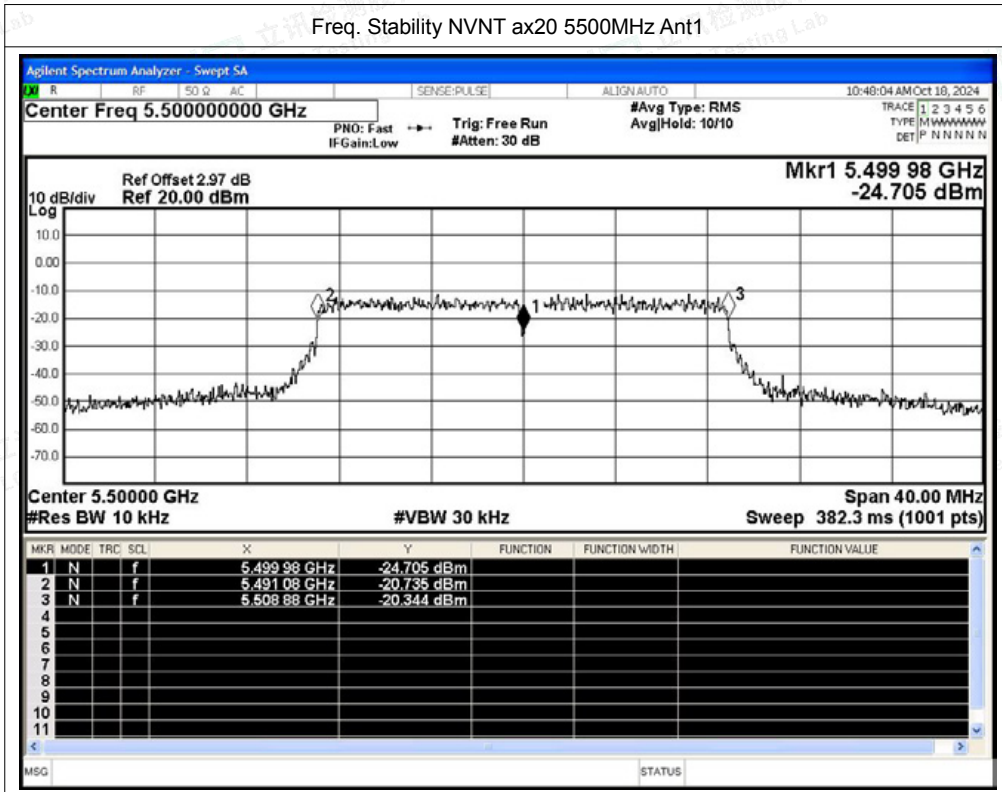


Freq. Stability NVNT ac40 5670MHz Ant1



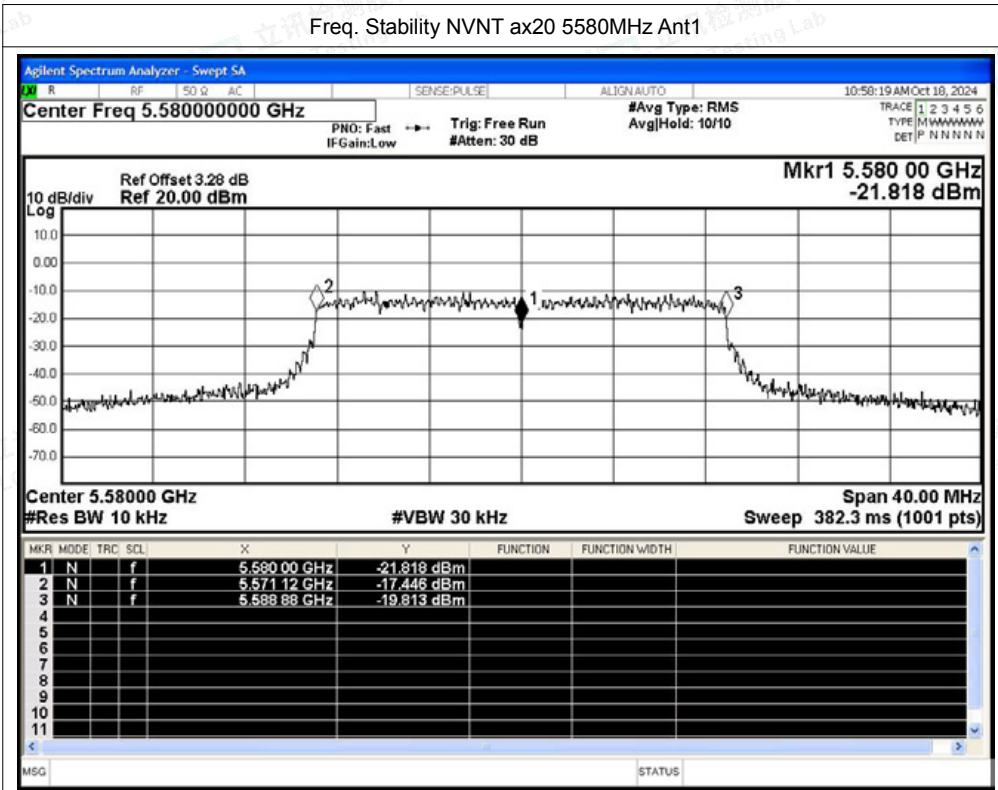


Freq. Stability NVNT ax20 5500MHz Ant1

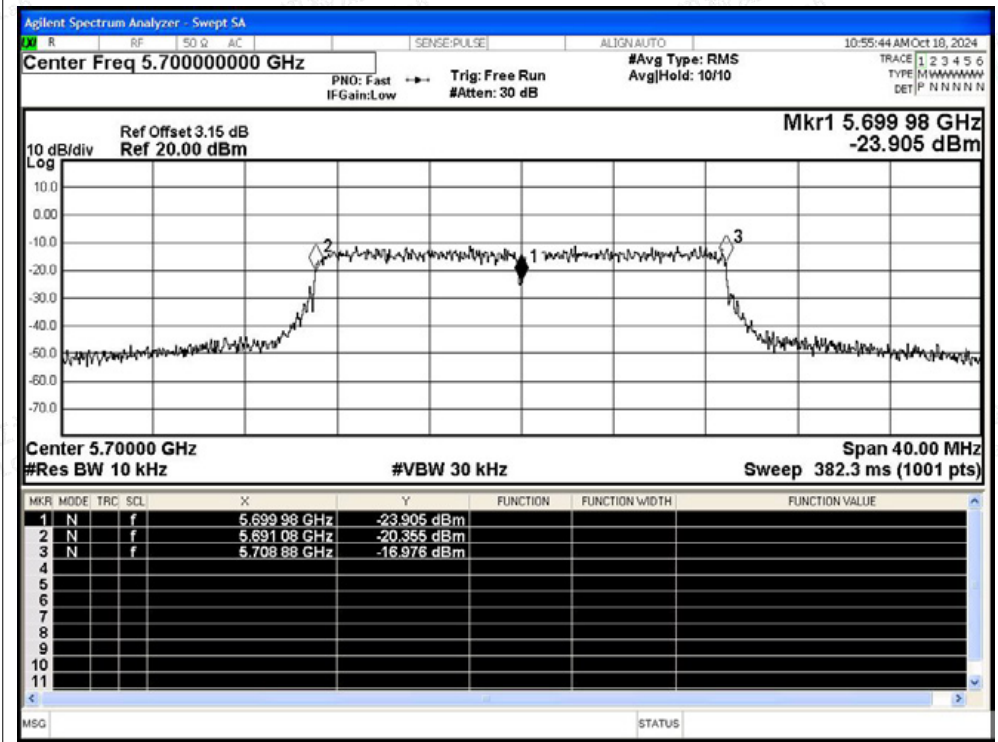




Freq. Stability NVNT ax20 5580MHz Ant1

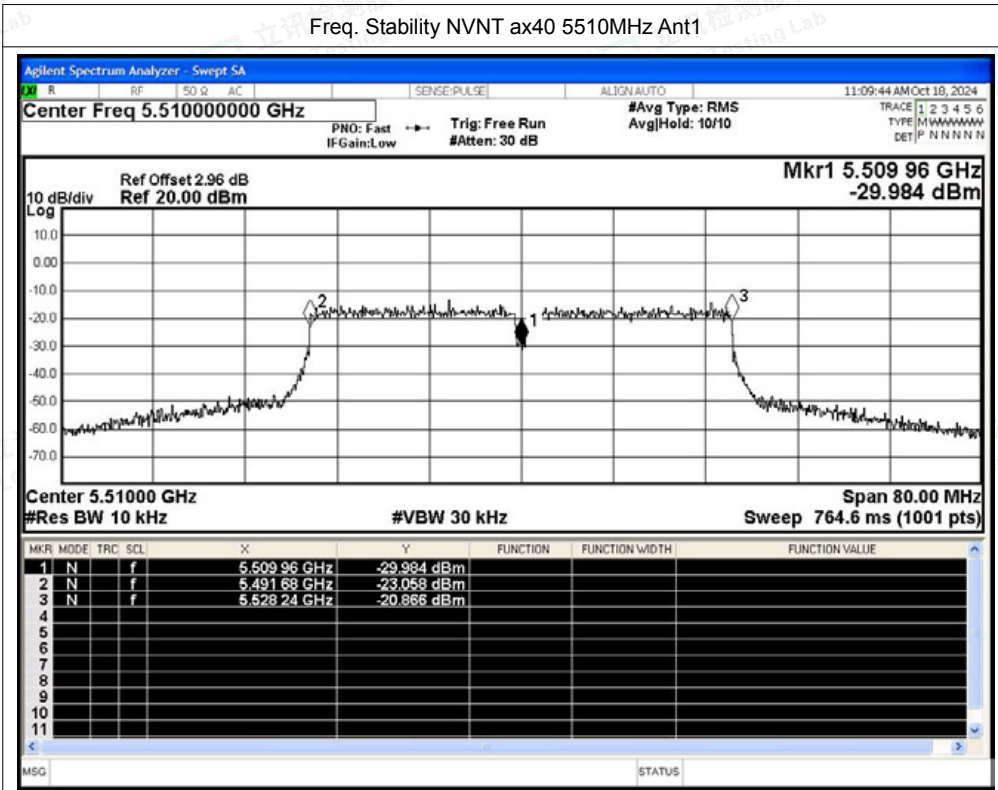


Freq. Stability NVNT ax20 5700MHz Ant1

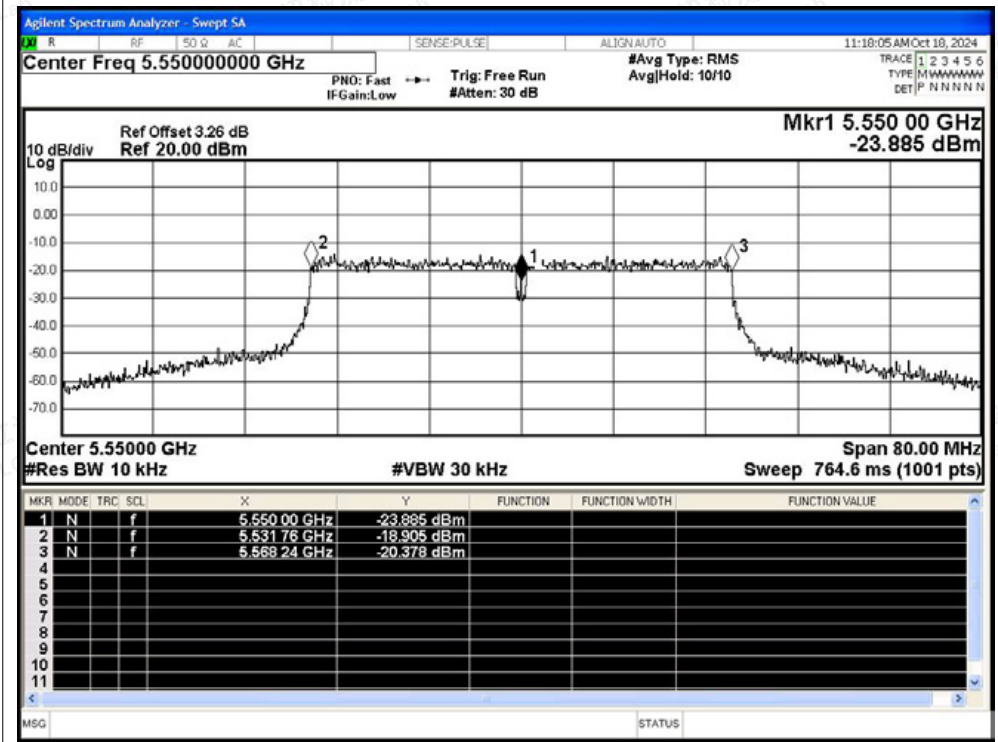




Freq. Stability NVNT ax40 5510MHz Ant1

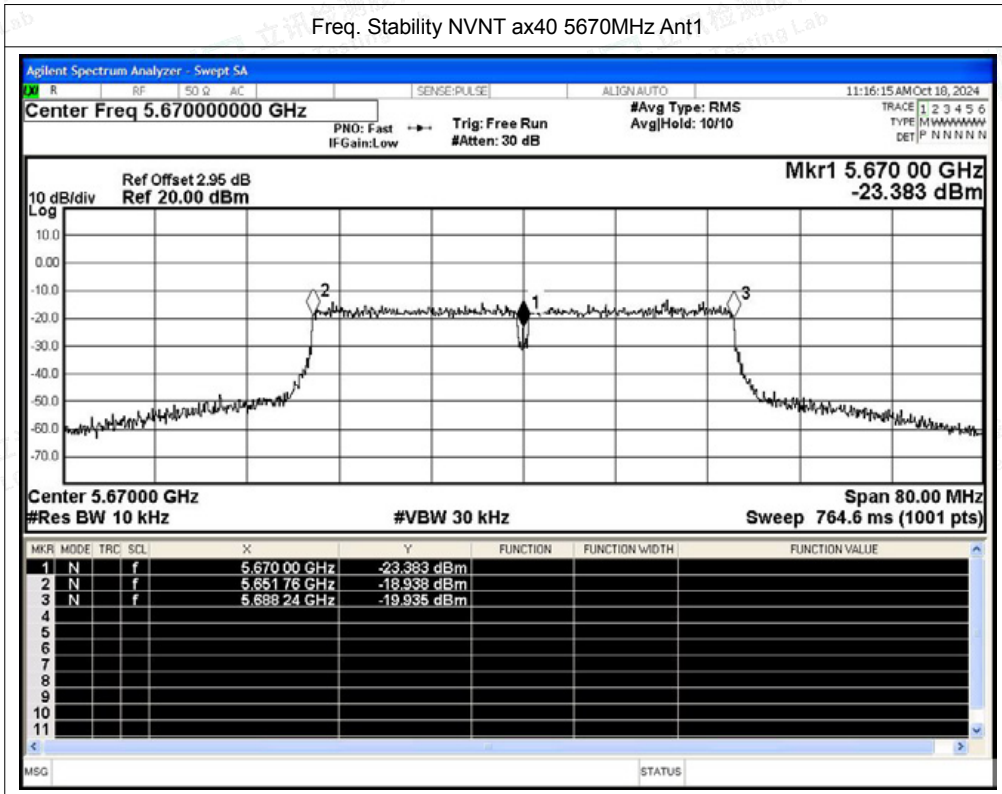


Freq. Stability NVNT ax40 5550MHz Ant1





Freq. Stability NVNT ax40 5670MHz Ant1





F.6 Duty Cycle

Condition	Mode	Frequency (MHz)	Antenna	Duty Cycle (%)	Correction Factor (dB)	1/T (kHz)
NVNT	a	5500	Ant0	94.56	0.24	0.91
NVNT	a	5580	Ant0	94.56	0.24	0.91
NVNT	a	5700	Ant0	94.65	0.24	0.91
NVNT	n20	5500	Ant0	97.33	0.12	0.44
NVNT	n20	5580	Ant0	97.29	0.12	0.44
NVNT	n20	5700	Ant0	97.29	0.12	0.44
NVNT	n40	5510	Ant0	97.23	0.12	0.46
NVNT	n40	5550	Ant0	97.18	0.12	0.46
NVNT	n40	5670	Ant0	97.18	0.12	0.46
NVNT	ac20	5500	Ant0	97.34	0.12	0.44
NVNT	ac20	5580	Ant0	97.34	0.12	0.44
NVNT	ac20	5700	Ant0	97.34	0.12	0.44
NVNT	ac40	5510	Ant0	97.19	0.12	0.46
NVNT	ac40	5550	Ant0	97.19	0.12	0.46
NVNT	ac40	5670	Ant0	97.2	0.12	0.46
NVNT	ax20	5500	Ant0	97.34	0.12	0.44
NVNT	ax20	5580	Ant0	97.3	0.12	0.44
NVNT	ax20	5700	Ant0	97.34	0.12	0.44
NVNT	ax40	5510	Ant0	97.19	0.12	0.46
NVNT	ax40	5550	Ant0	97.19	0.12	0.46
NVNT	ax40	5670	Ant0	97.24	0.12	0.46

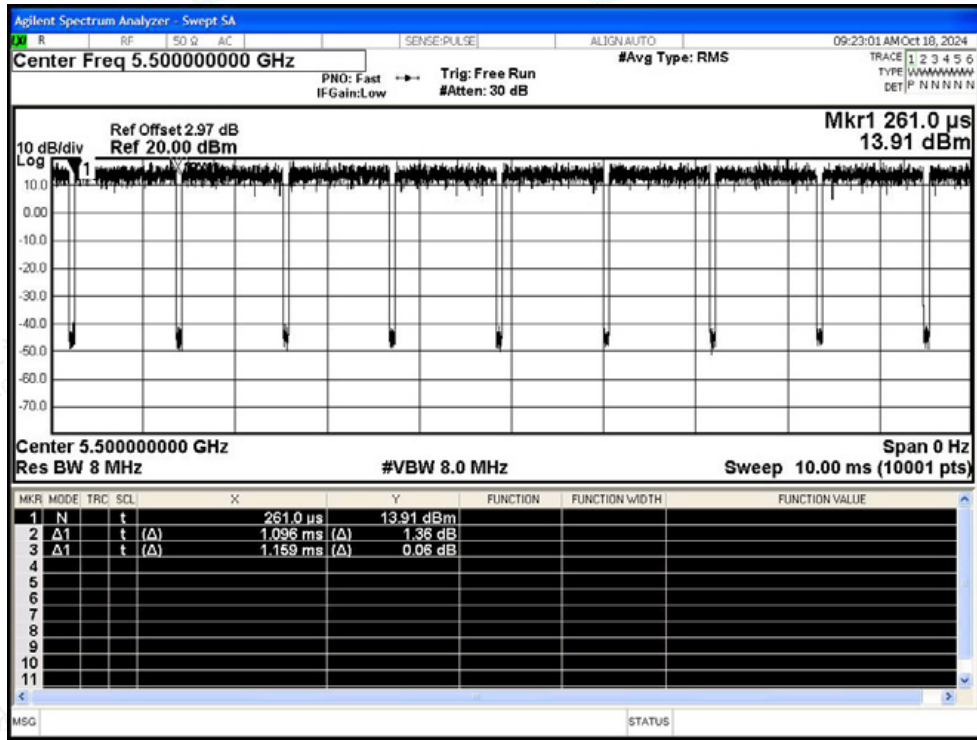


Shenzhen LCS Compliance Testing Laboratory Ltd.
 Add: 101, 201 Bldg A & 301 Bldg C, Juji Industrial Park Yabianxueziwei, Shajing Street, Baoan District, Shenzhen, 518000, China
 Tel: +(86) 0755-82591330 | E-mail: webmaster@lcs-cert.com | Web: www.lcs-cert.com
 Scan code to check authenticity

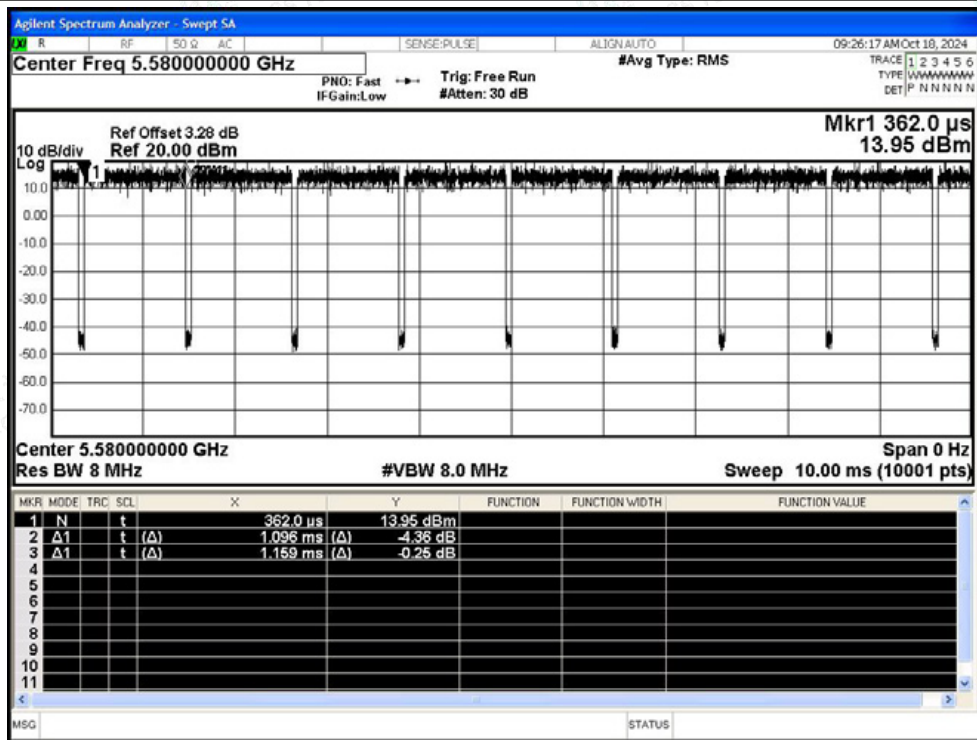


Test Graphs

Duty Cycle NVNT a 5500MHz Ant0

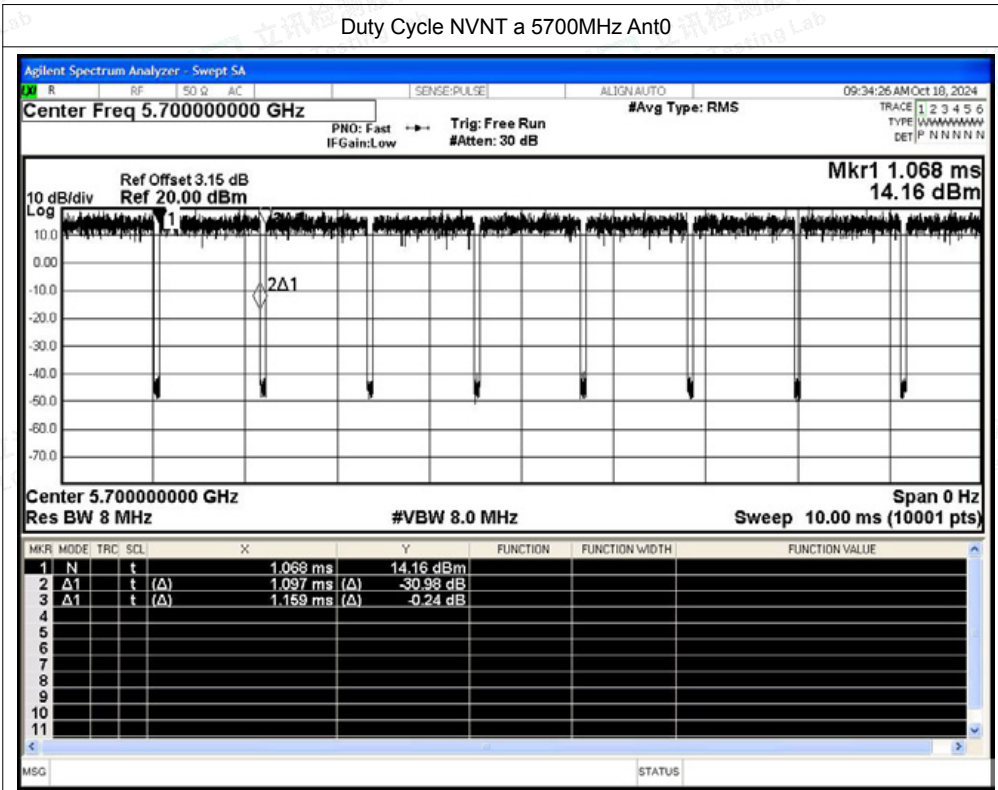


Duty Cycle NVNT a 5580MHz Ant0

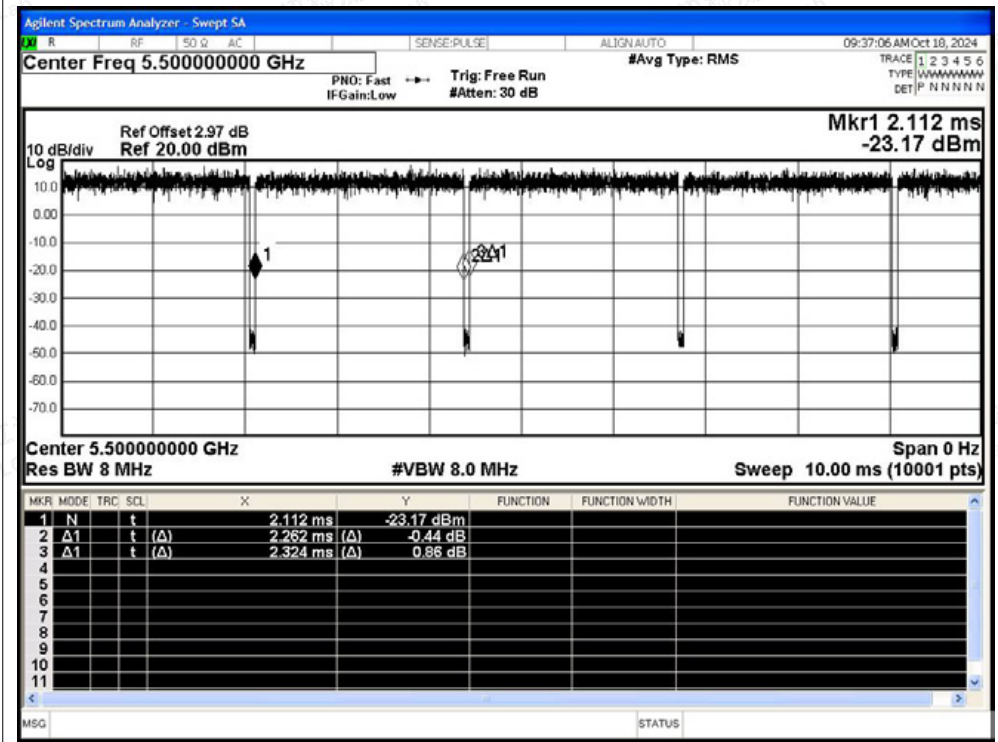




Duty Cycle NVNT a 5700MHz Ant0

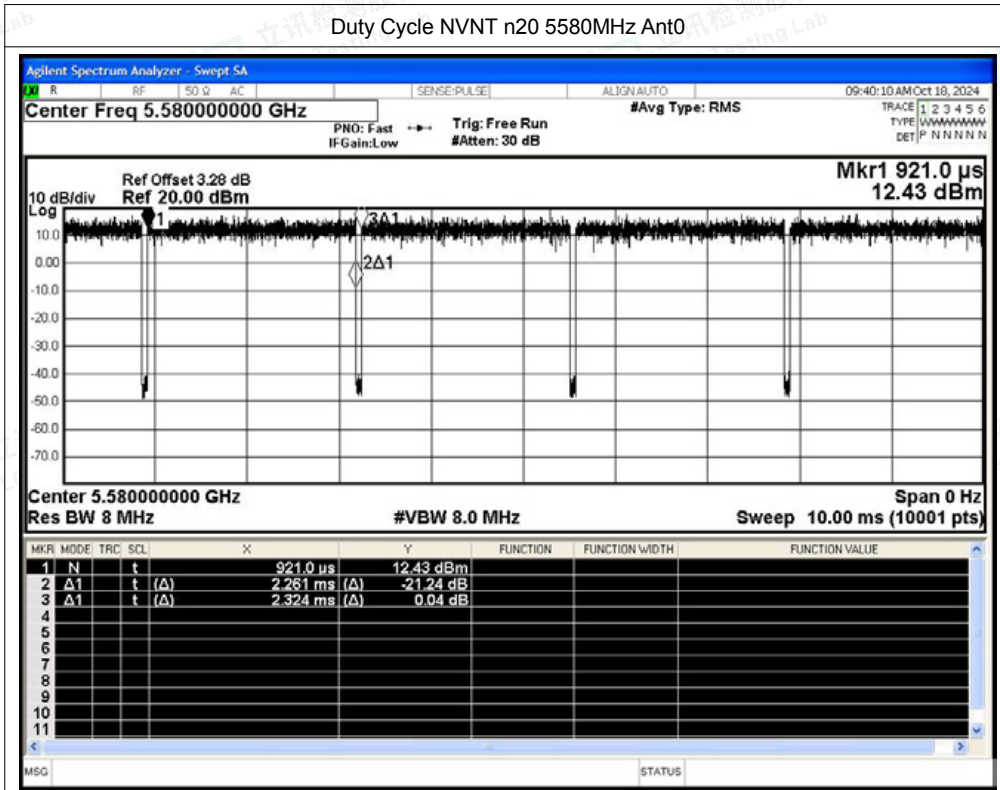


Duty Cycle NVNT n20 5500MHz Ant0

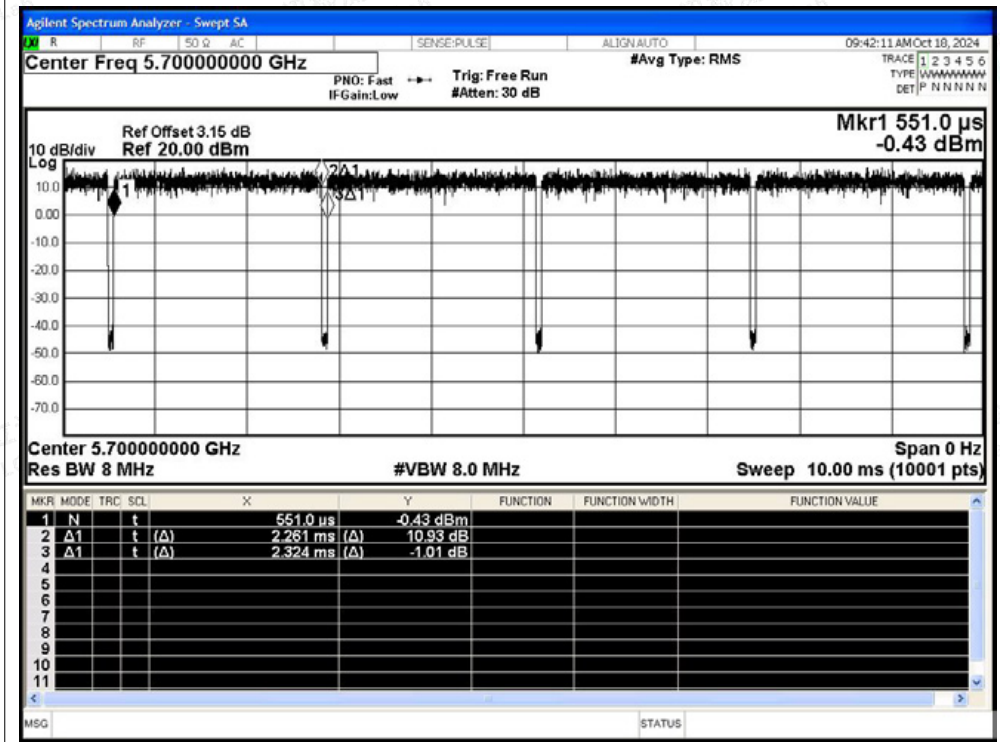




Duty Cycle NVNT n20 5580MHz Ant0

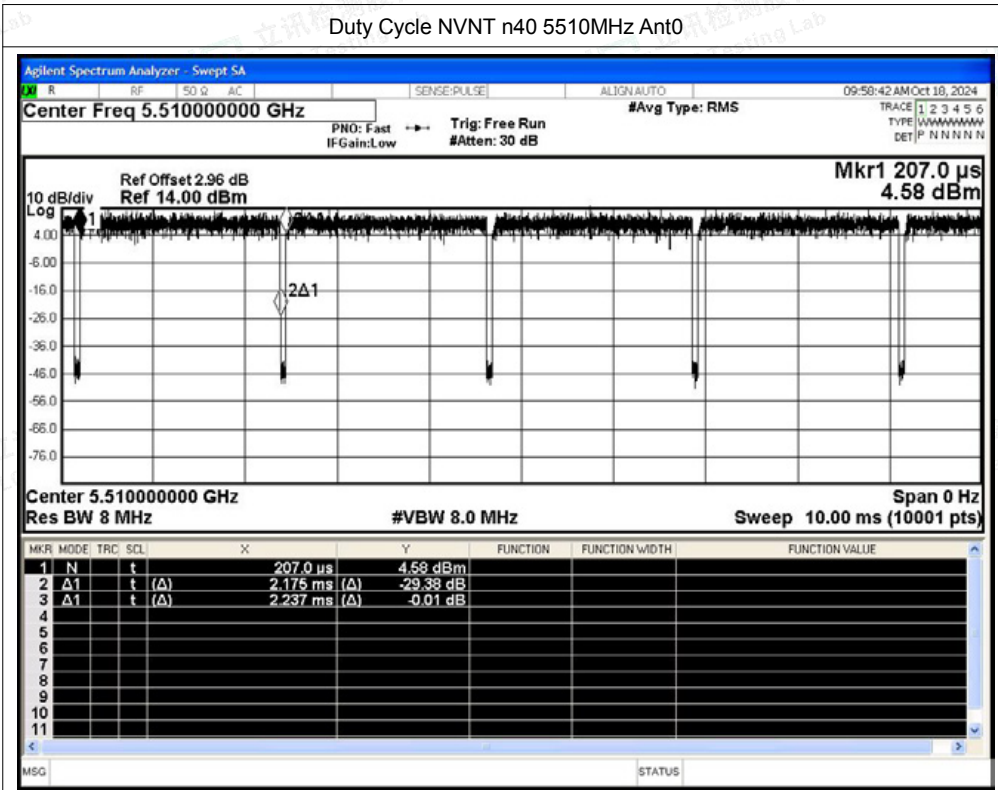


Duty Cycle NVNT n20 5700MHz Ant0





Duty Cycle NVNT n40 5510MHz Ant0



Duty Cycle NVNT n40 5550MHz Ant0

