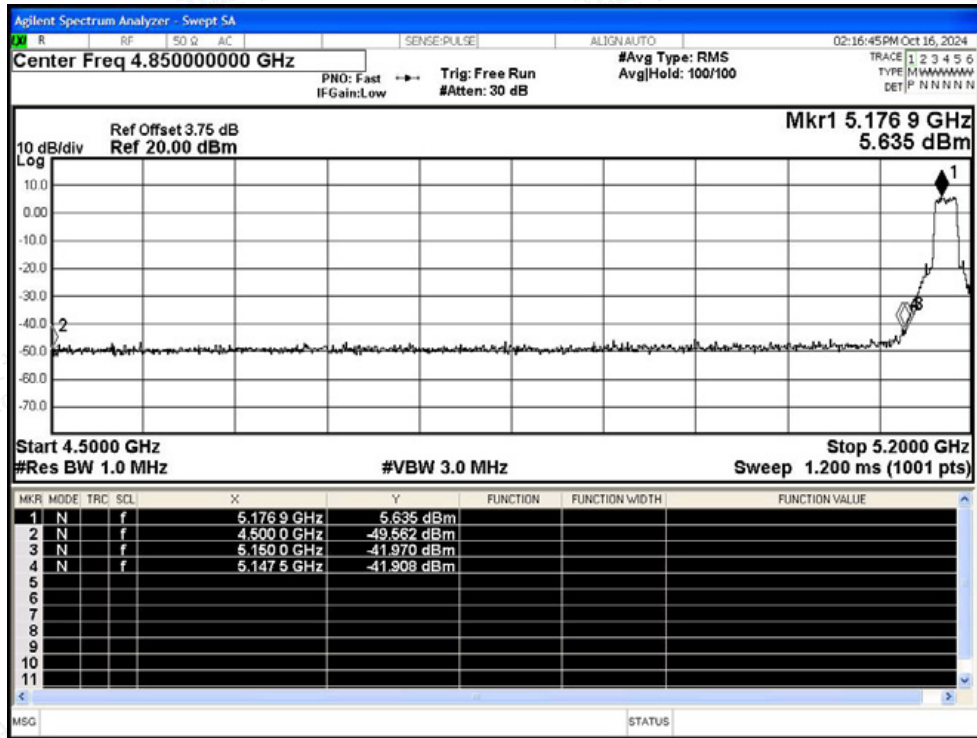


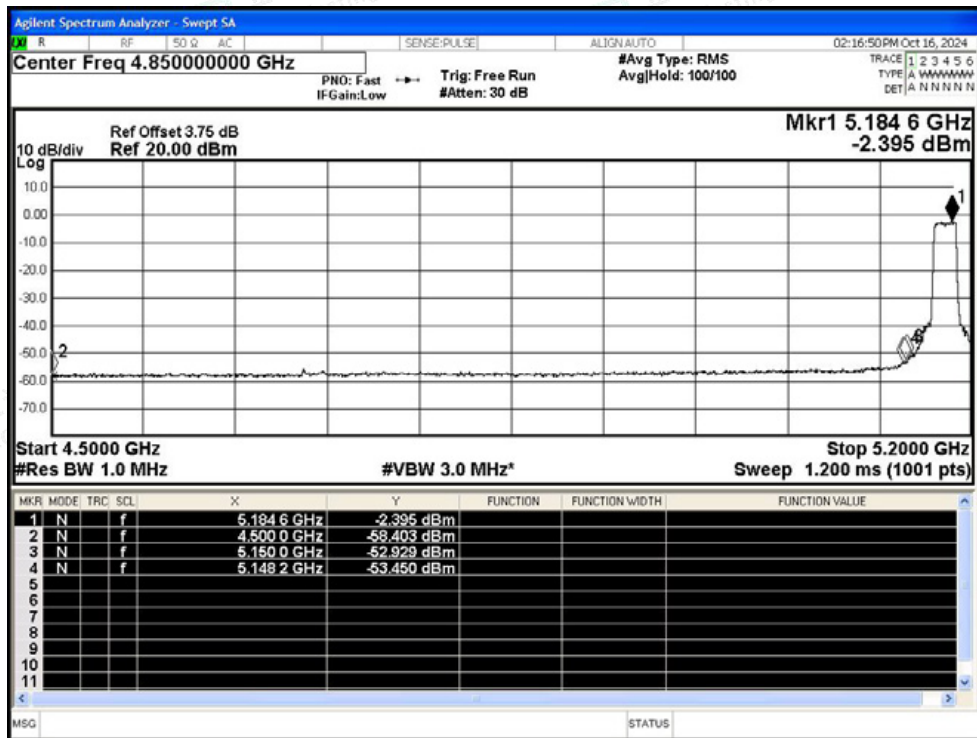


Test Graphs

Restrict Band NVNT a 5180MHz Ant0 Peak

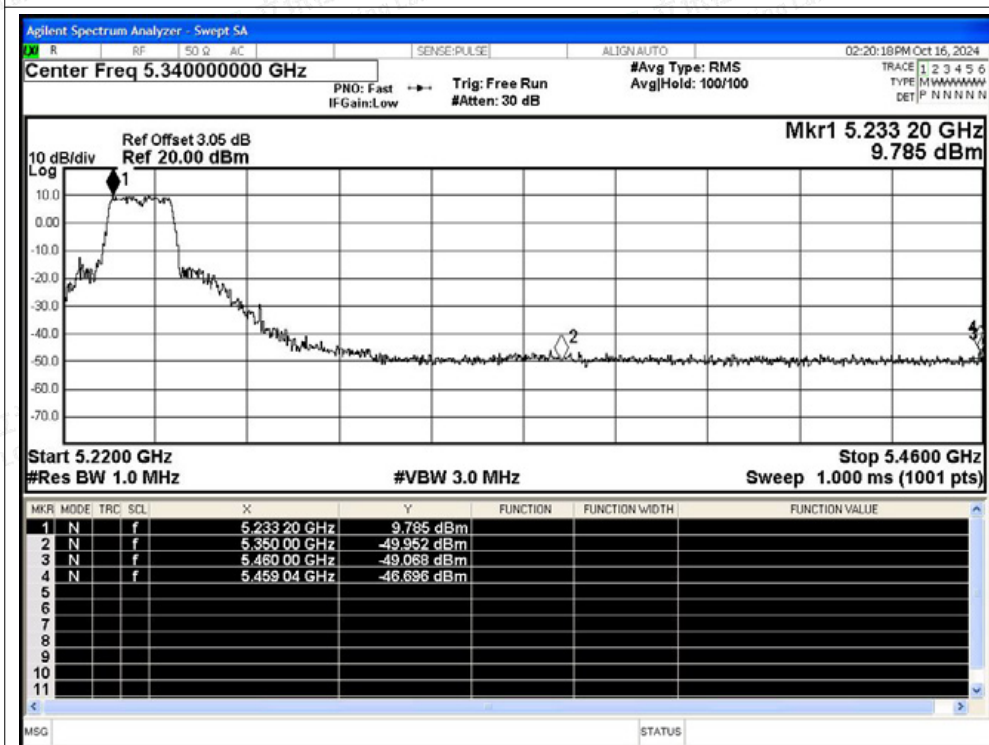


Restrict Band NVNT a 5180MHz Ant0 Average

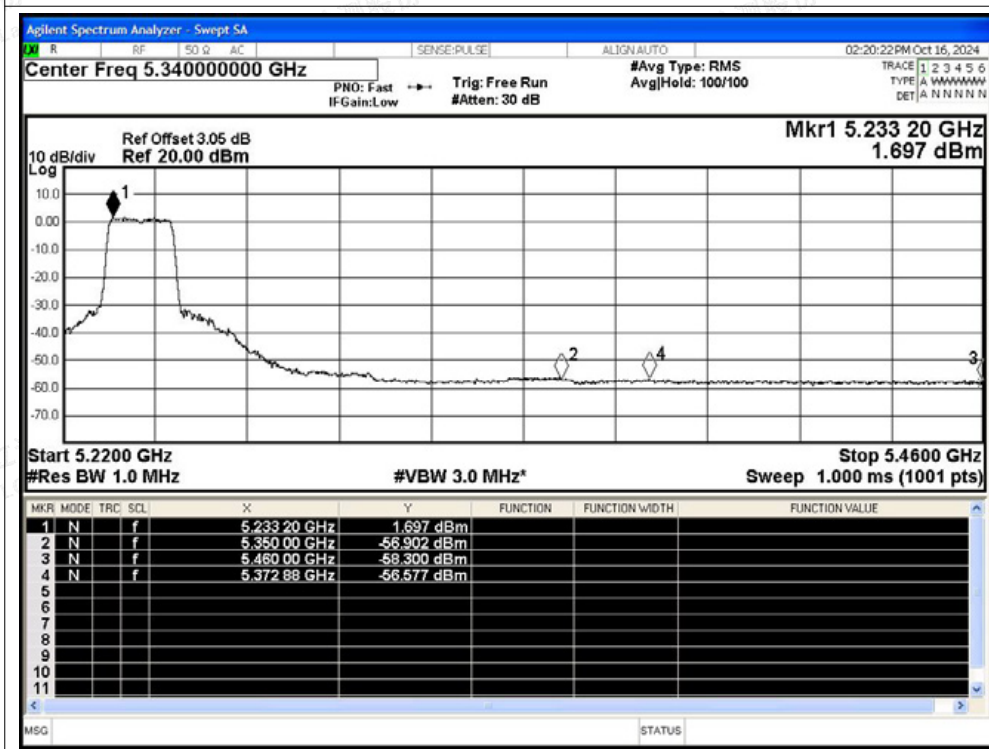




Restrict Band NVNT a 5240MHz Ant0 Peak

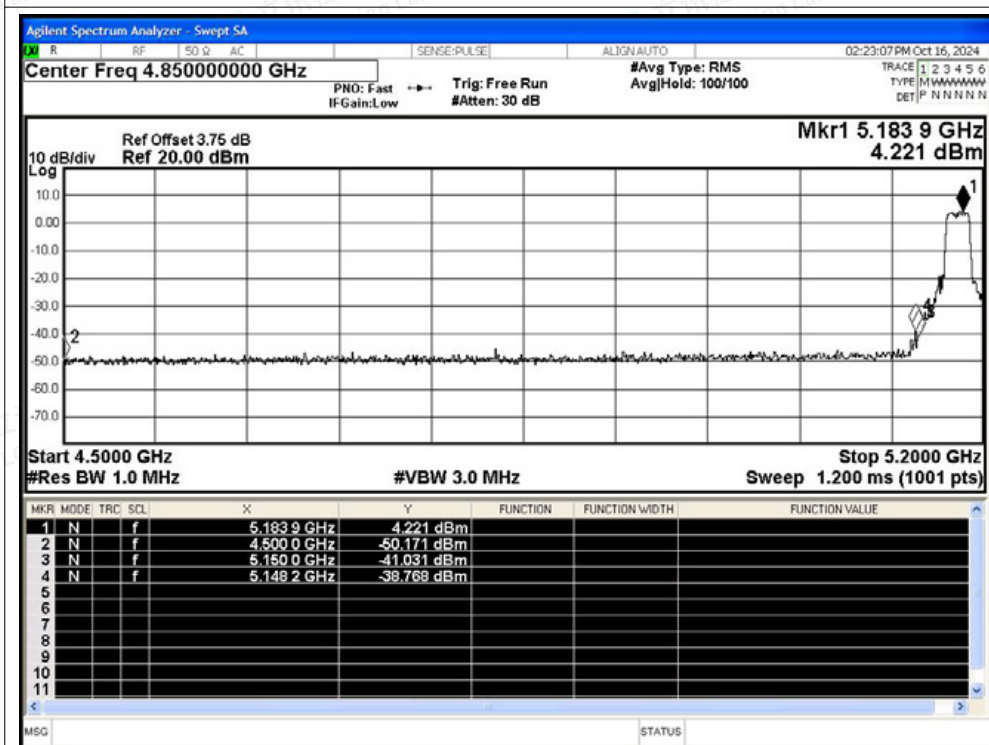


Restrict Band NVNT a 5240MHz Ant0 Average

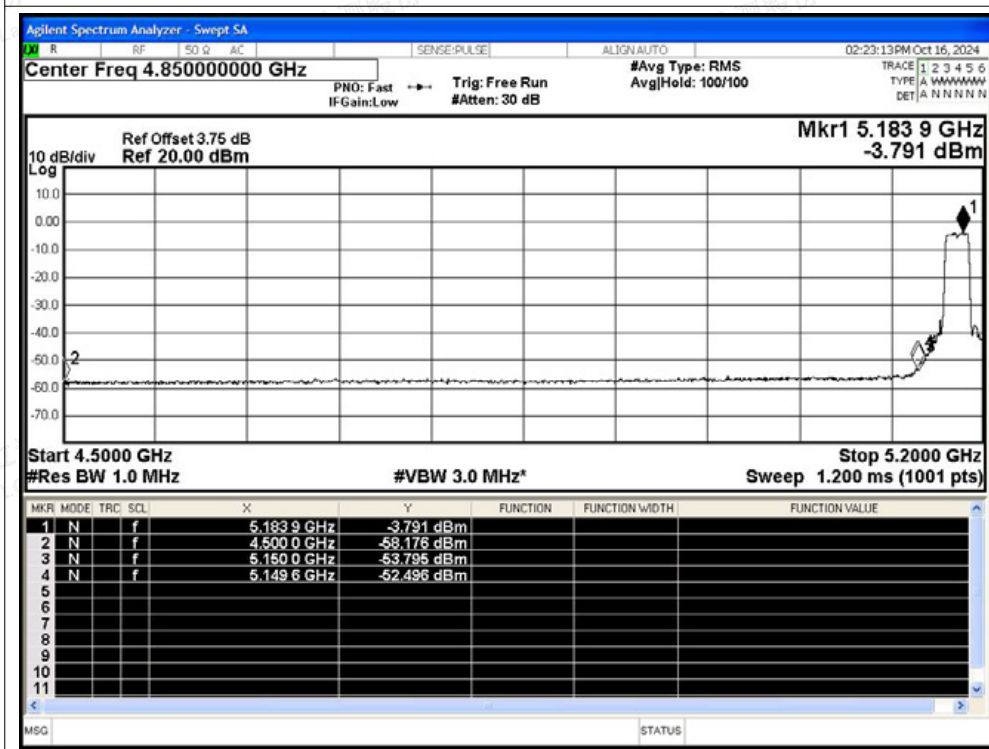




Restrict Band NVNT n20 5180MHz Ant0 Peak

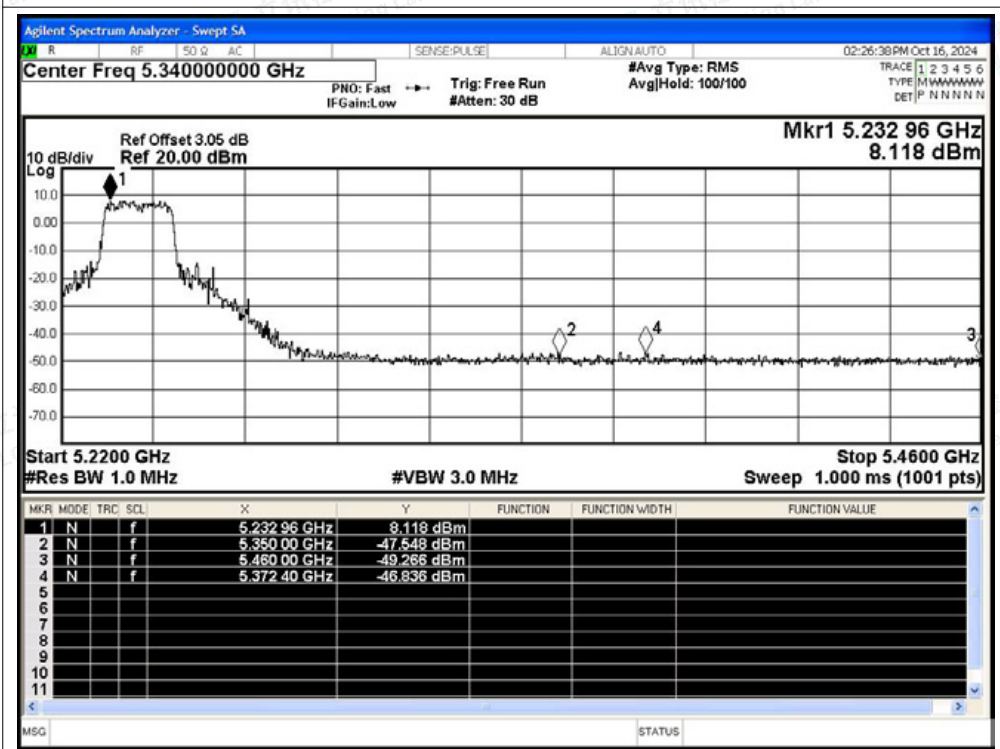


Restrict Band NVNT n20 5180MHz Ant0 Average

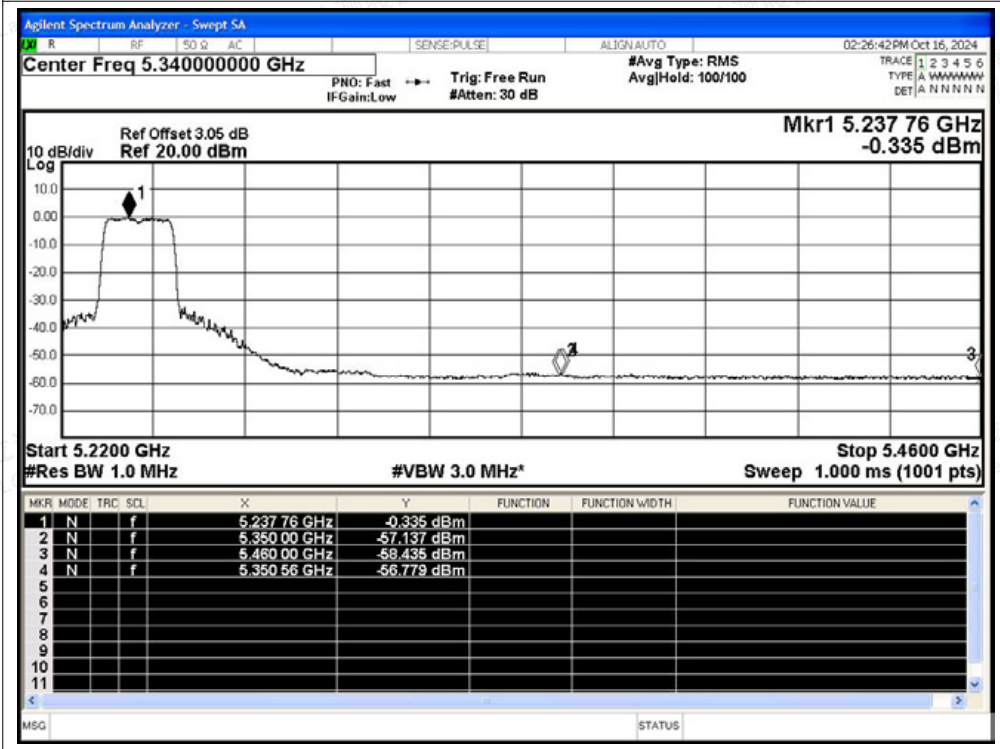




Restrict Band NVNT n20 5240MHz Ant0 Peak

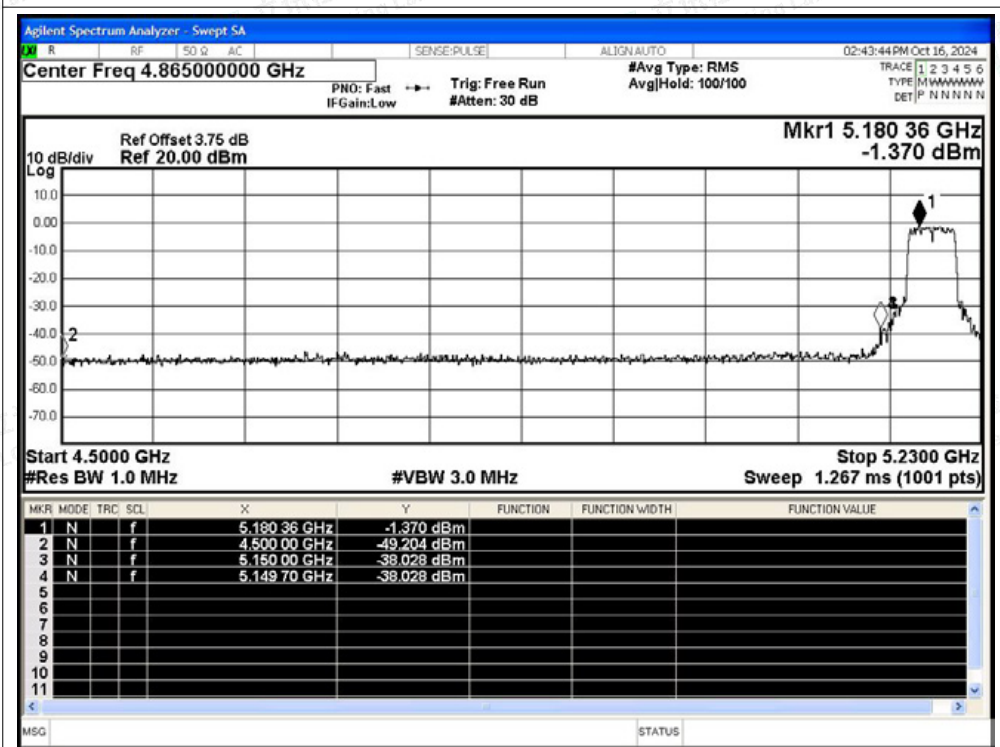


Restrict Band NVNT n20 5240MHz Ant0 Average

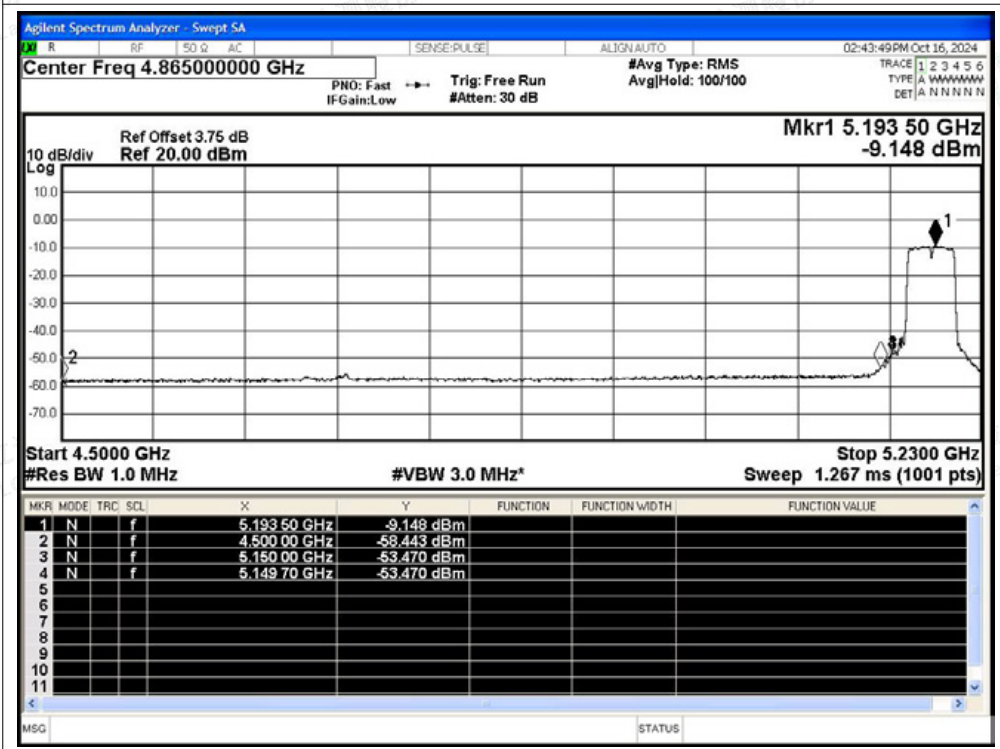




Restrict Band NVNT n40 5190MHz Ant0 Peak

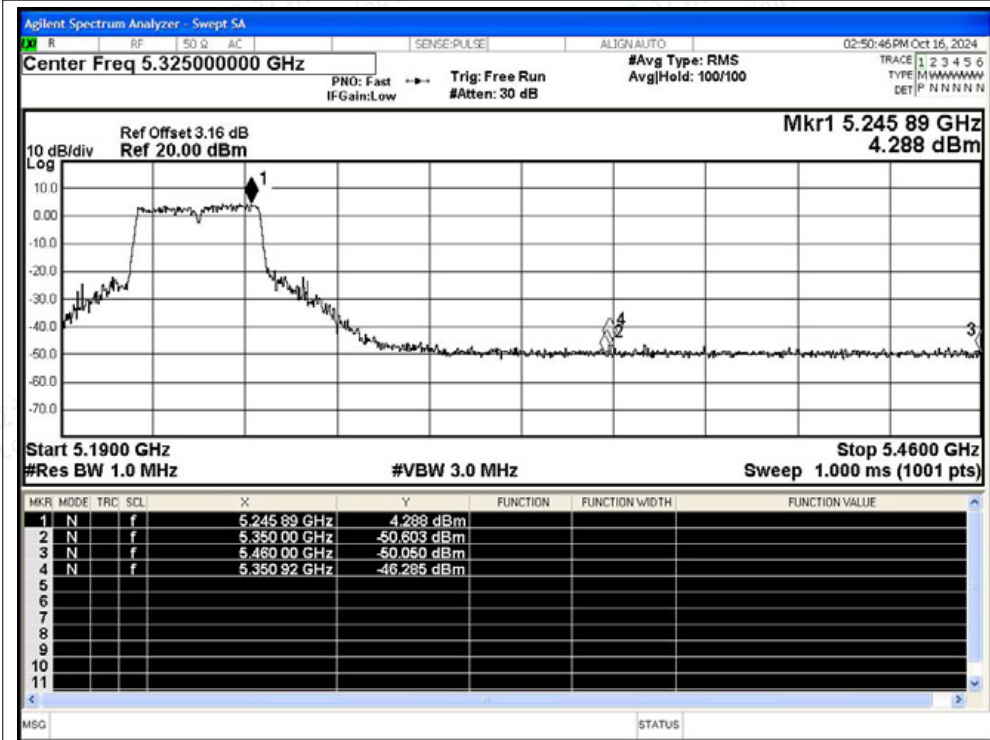


Restrict Band NVNT n40 5190MHz Ant0 Average

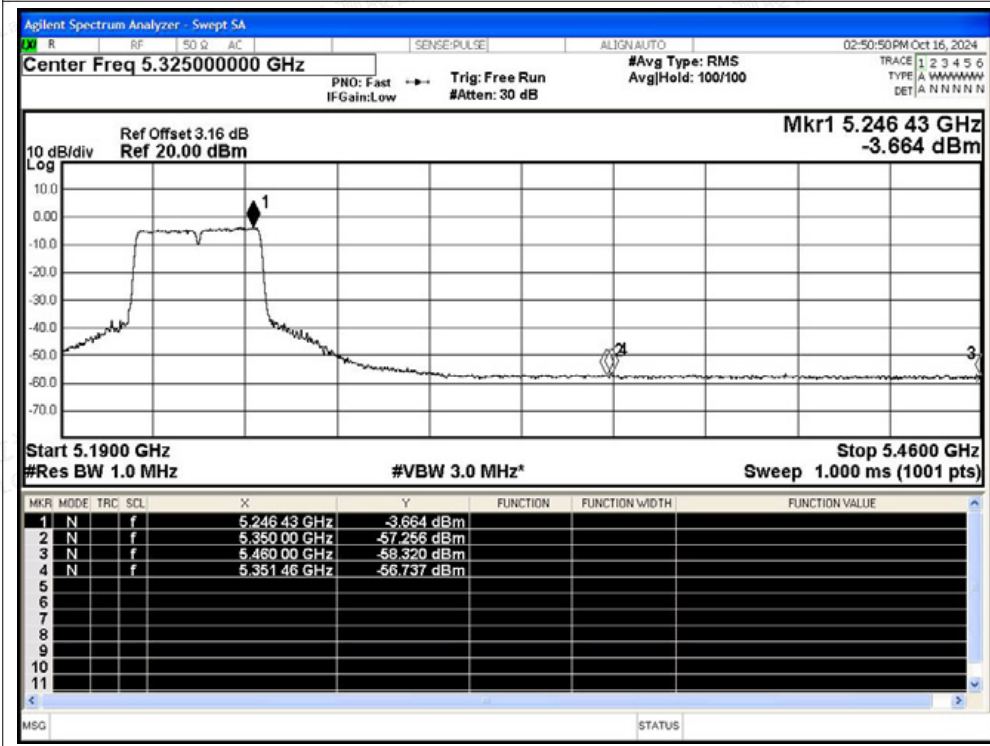




Restrict Band NVNT n40 5230MHz Ant0 Peak

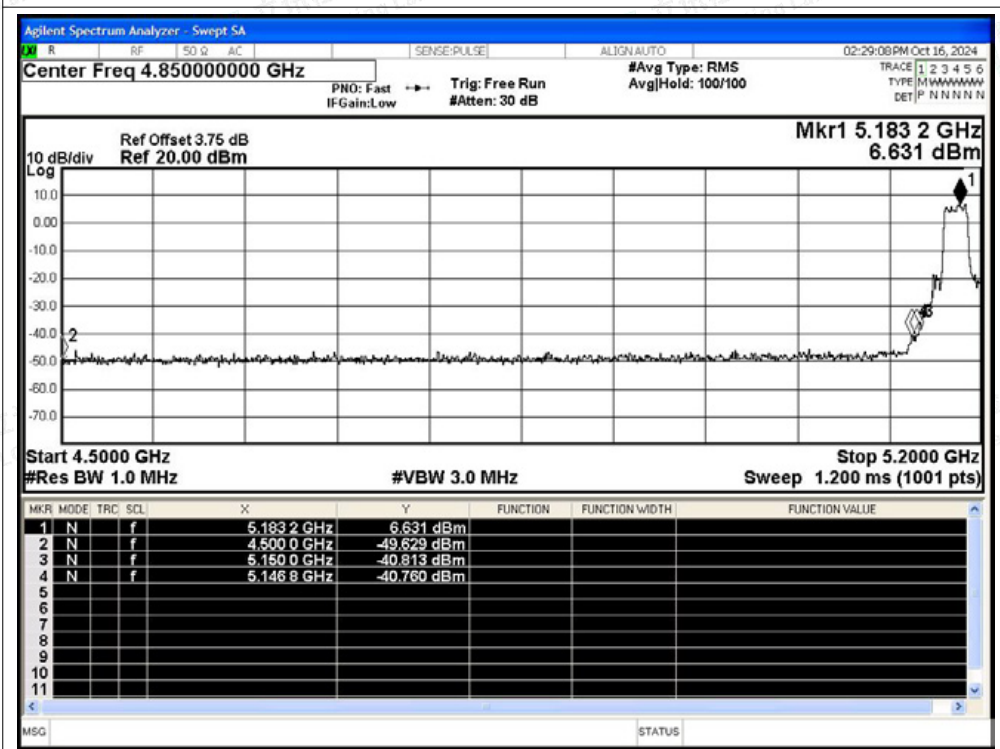


Restrict Band NVNT n40 5230MHz Ant0 Average

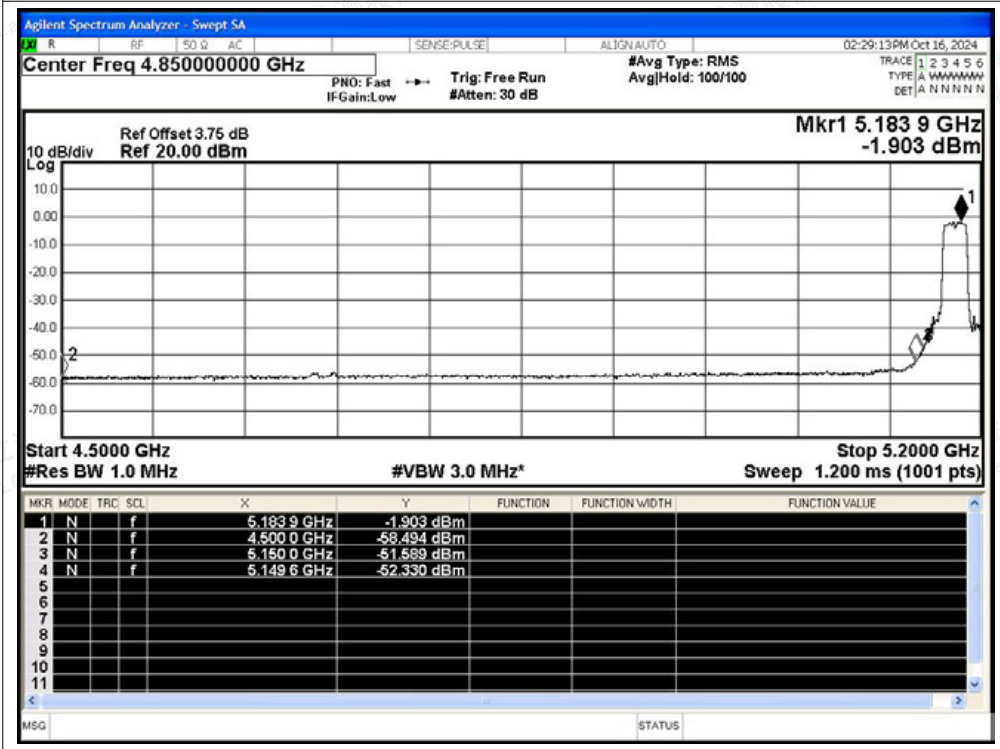




Restrict Band NVNT ac20 5180MHz Ant0 Peak

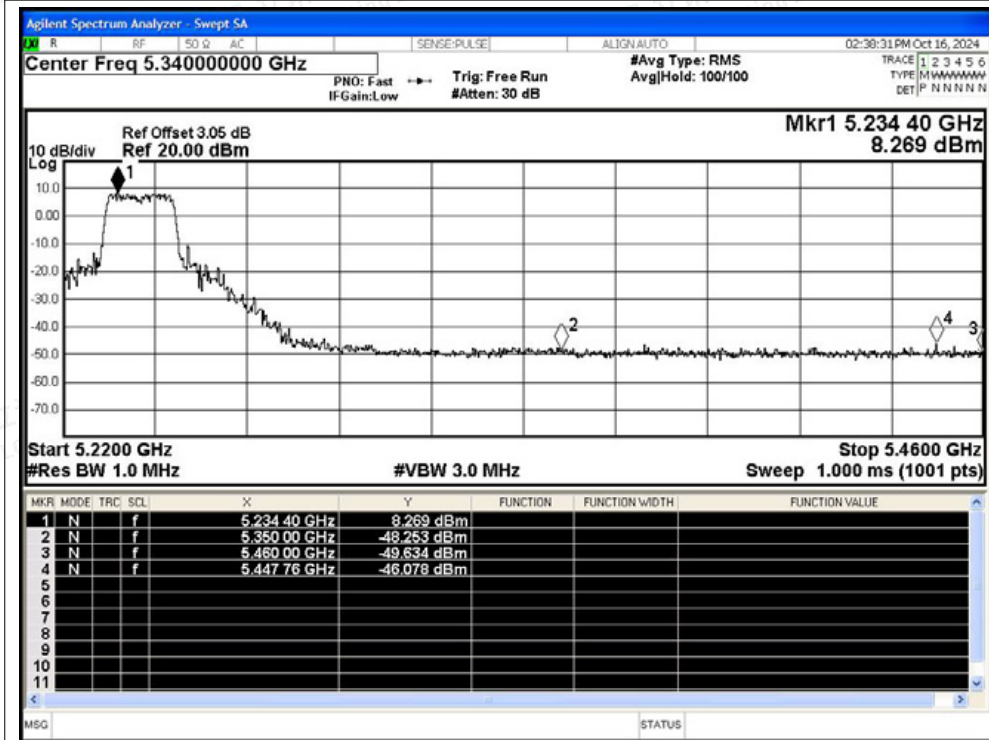


Restrict Band NVNT ac20 5180MHz Ant0 Average

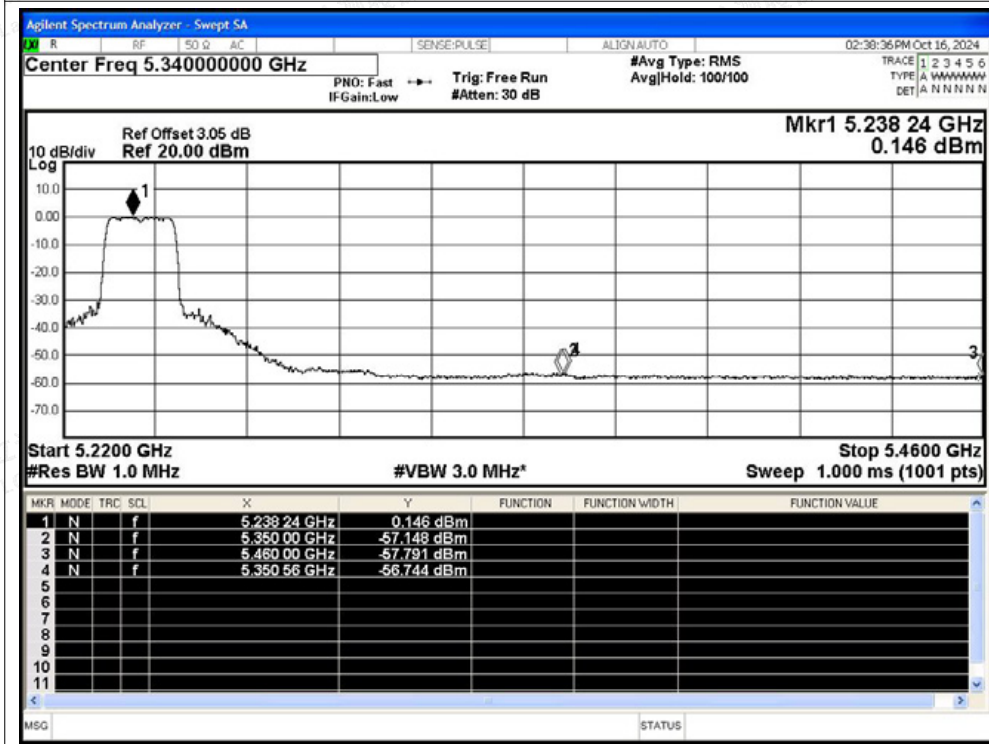




Restrict Band NVNT ac20 5240MHz Ant0 Peak

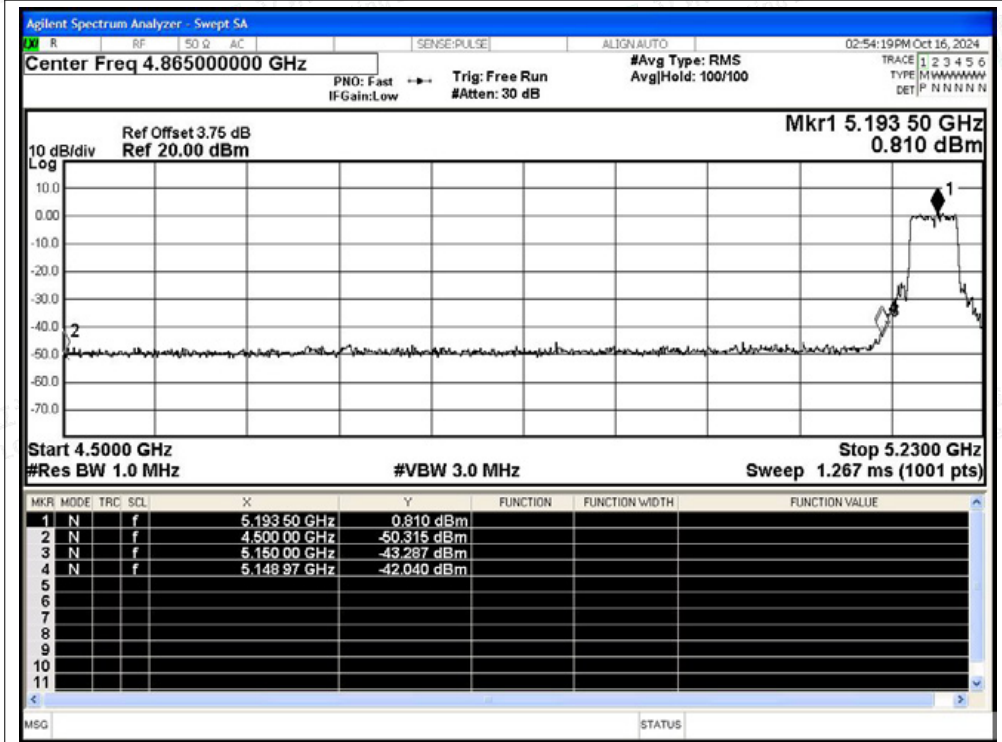


Restrict Band NVNT ac20 5240MHz Ant0 Average

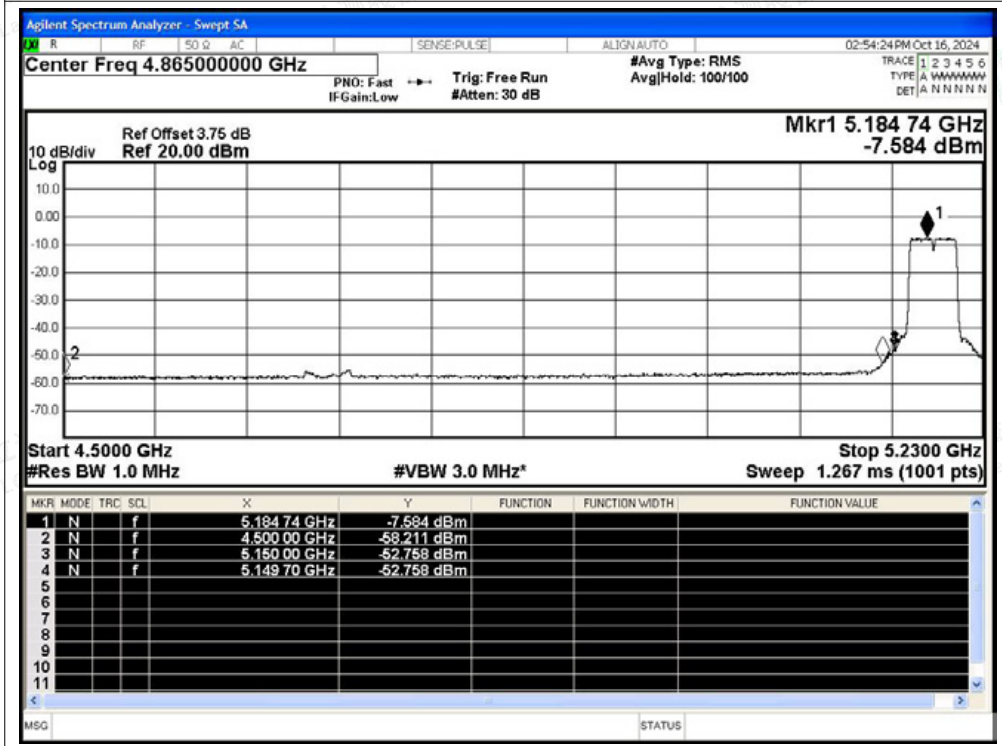




Restrict Band NVNT ac40 5190MHz Ant0 Peak

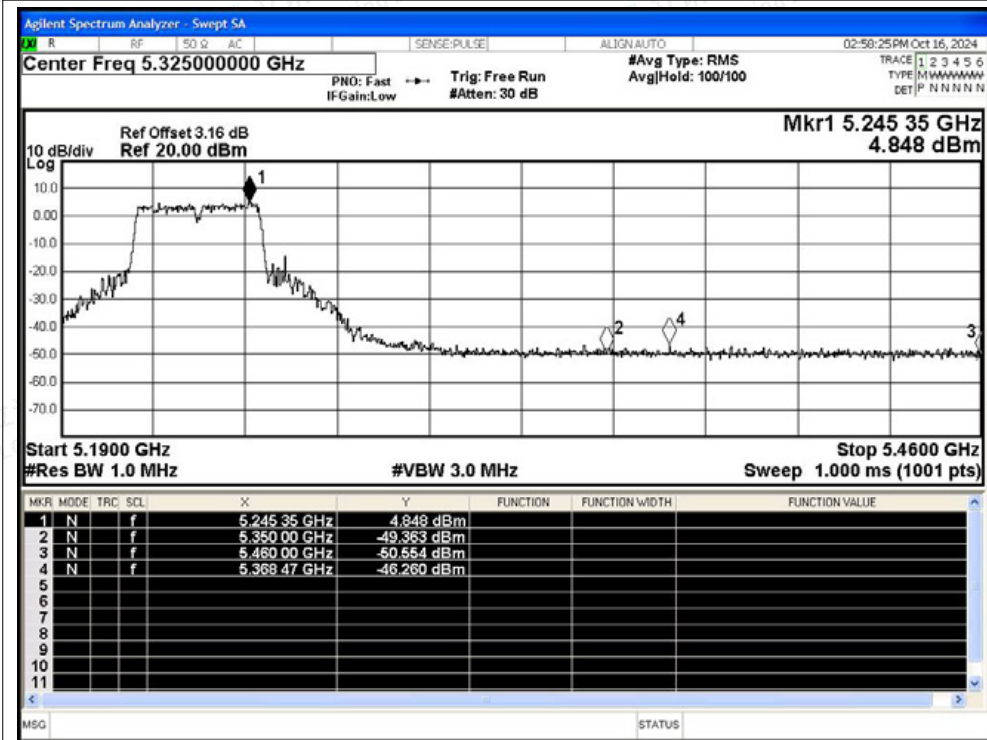


Restrict Band NVNT ac40 5190MHz Ant0 Average

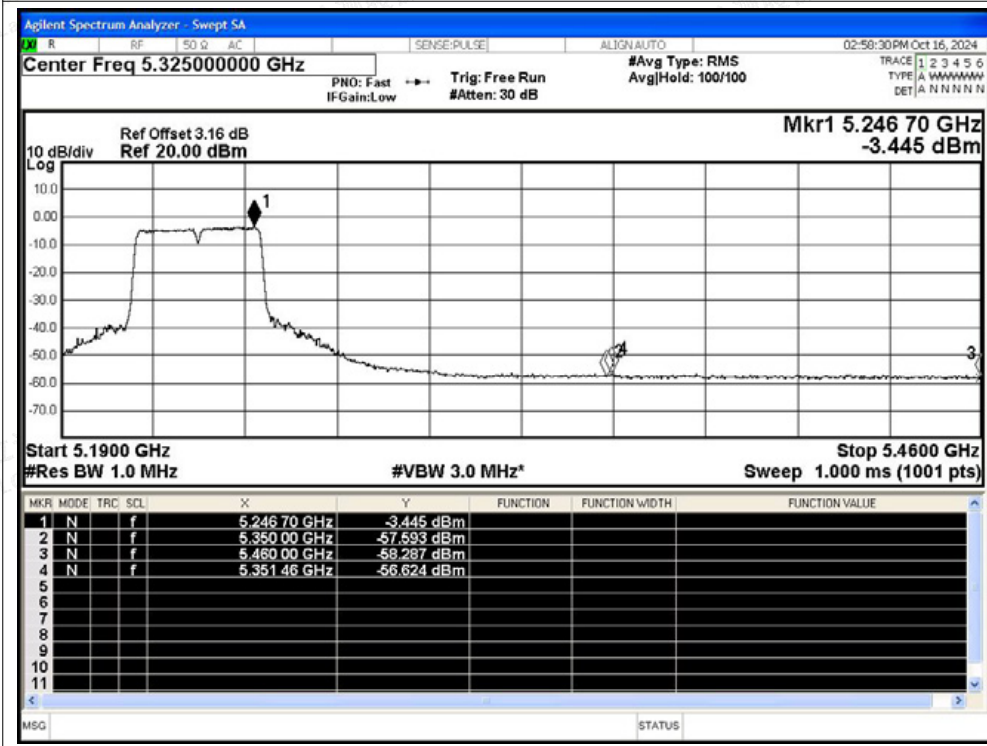




Restrict Band NVNT ac40 5230MHz Ant0 Peak

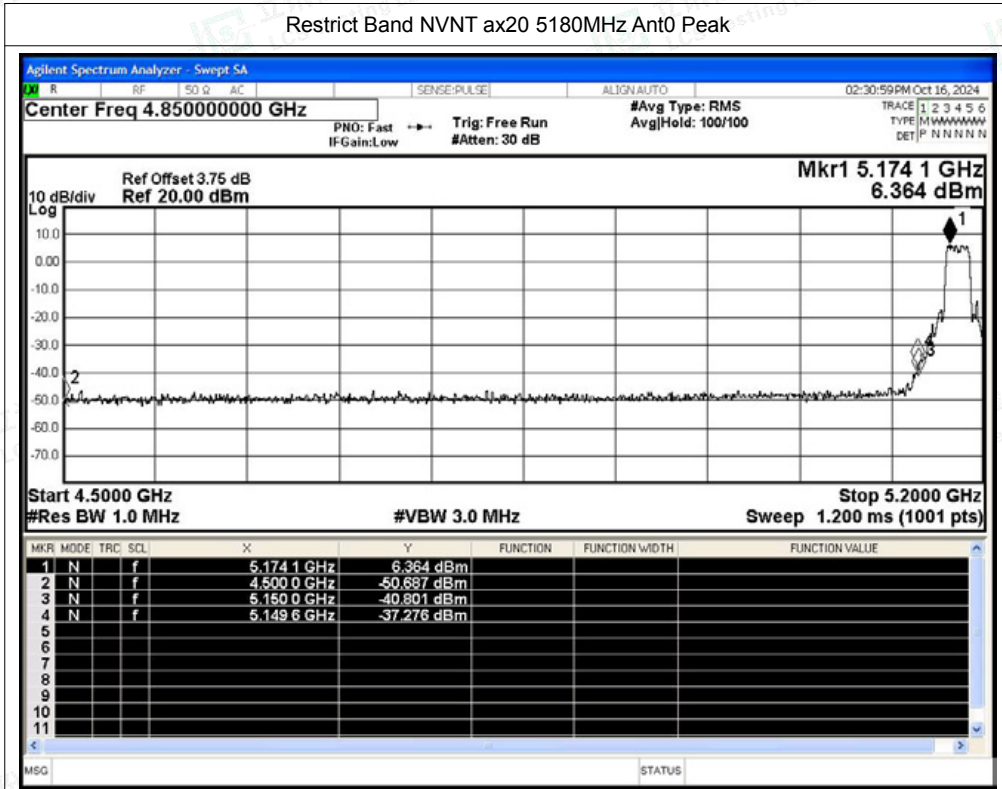


Restrict Band NVNT ac40 5230MHz Ant0 Average

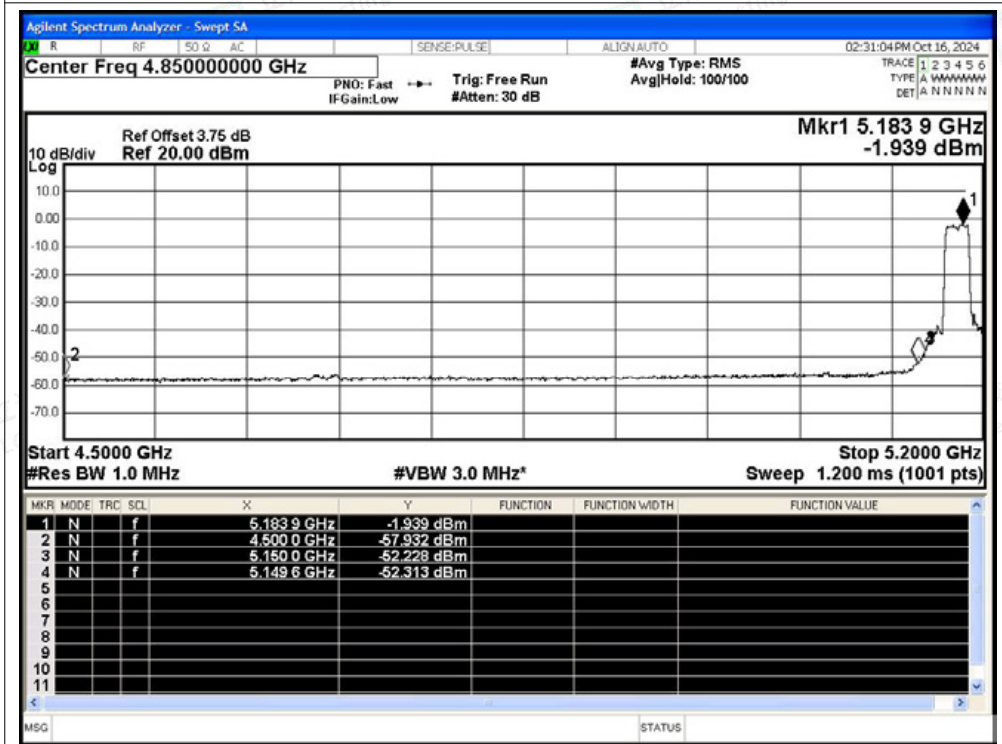




Restrict Band NVNT ax20 5180MHz Ant0 Peak

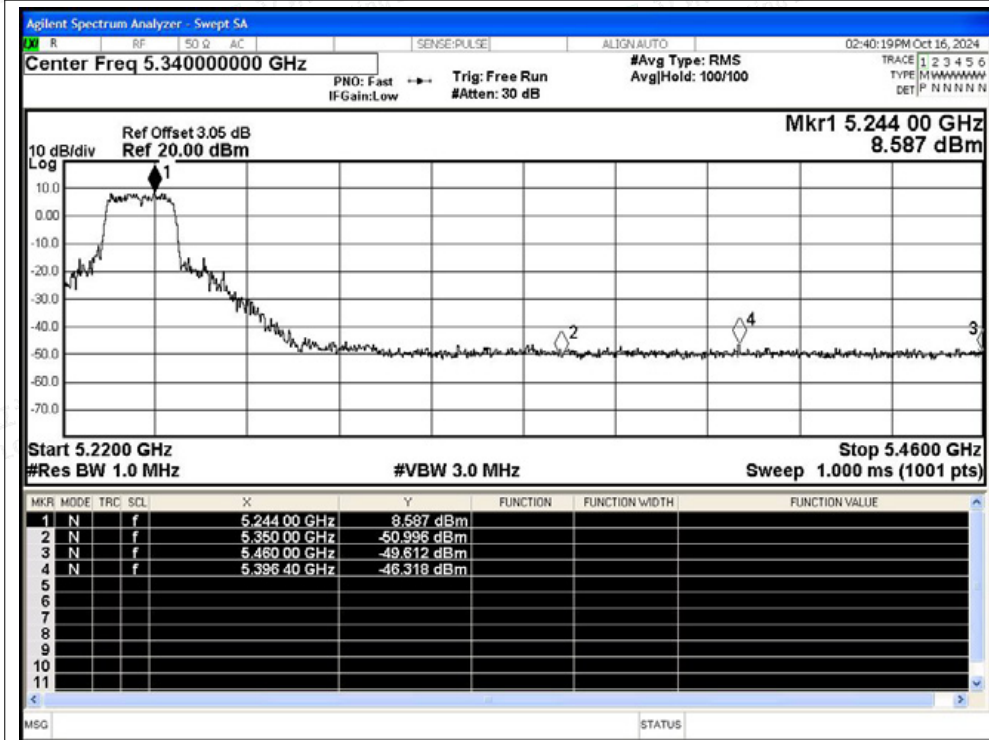


Restrict Band NVNT ax20 5180MHz Ant0 Average

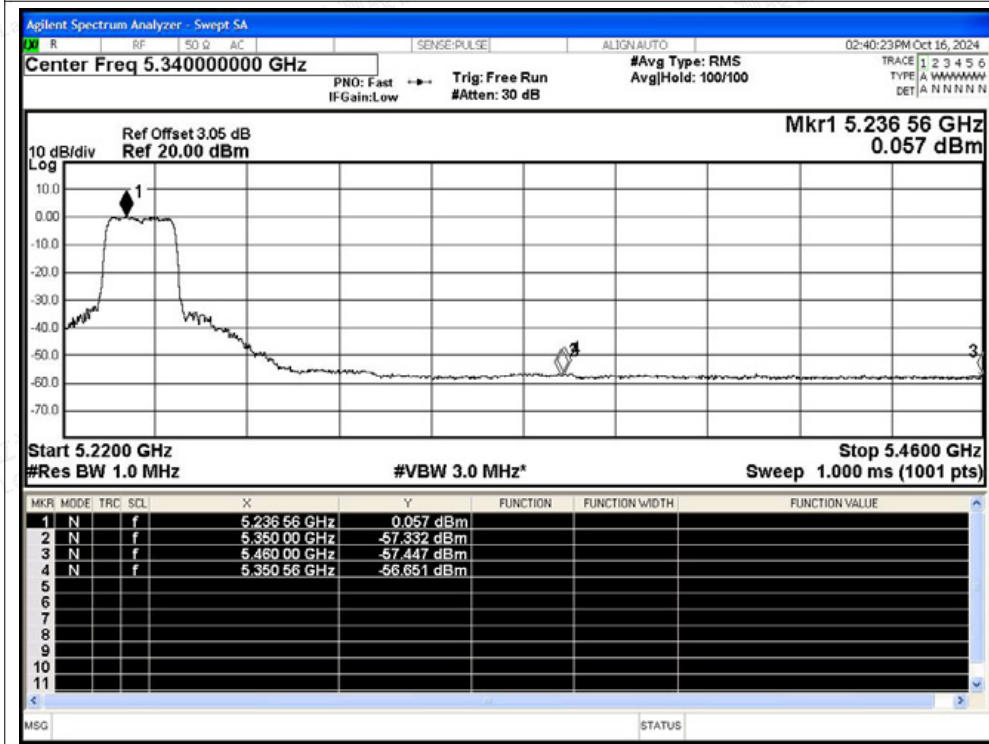




Restrict Band NVNT ax20 5240MHz Ant0 Peak

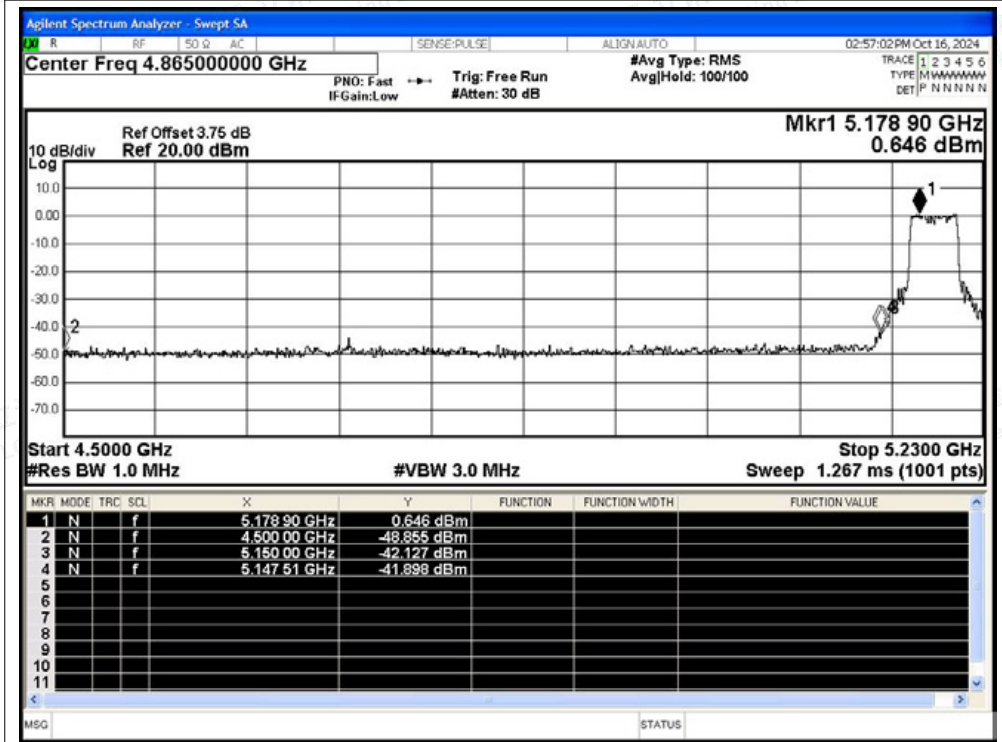


Restrict Band NVNT ax20 5240MHz Ant0 Average

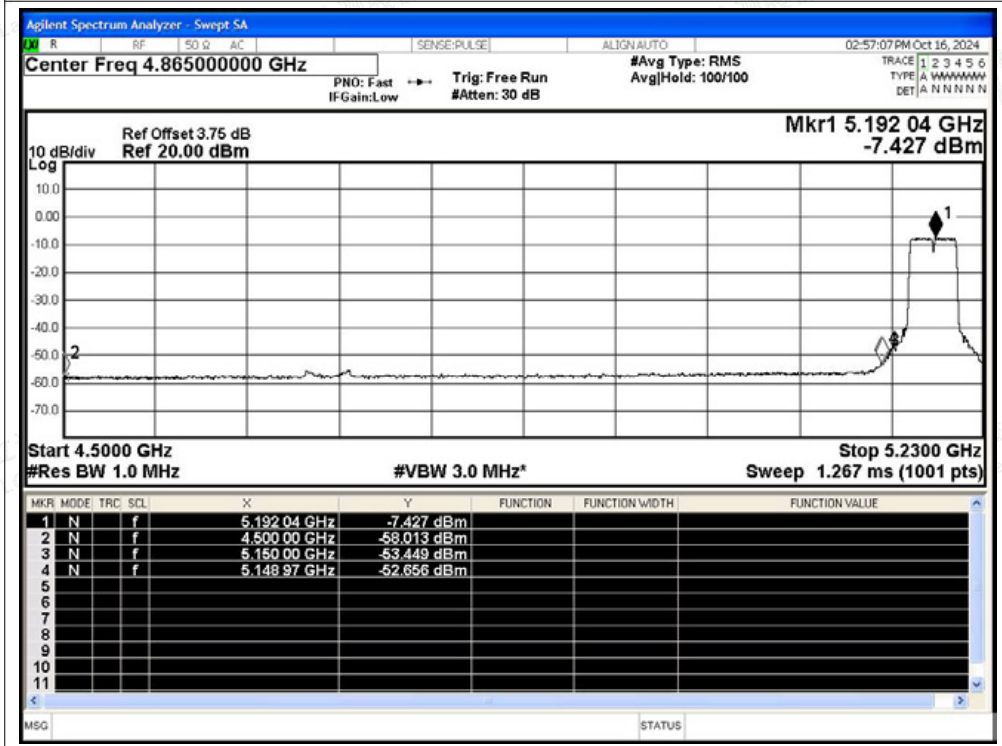




Restrict Band NVNT ax40 5190MHz Ant0 Peak

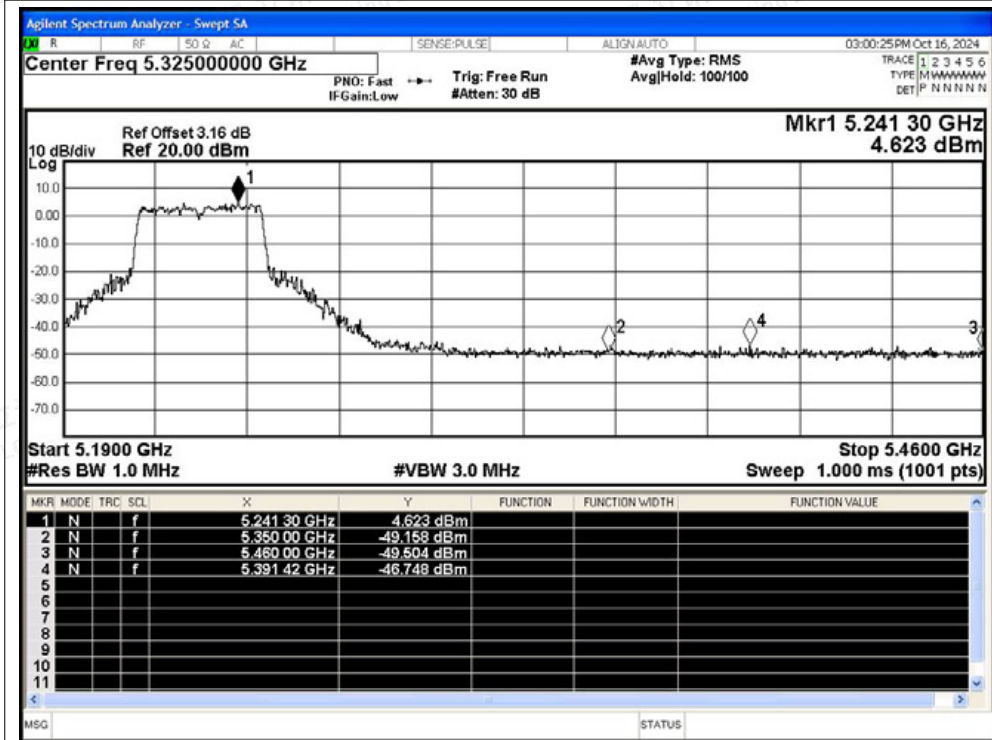


Restrict Band NVNT ax40 5190MHz Ant0 Average

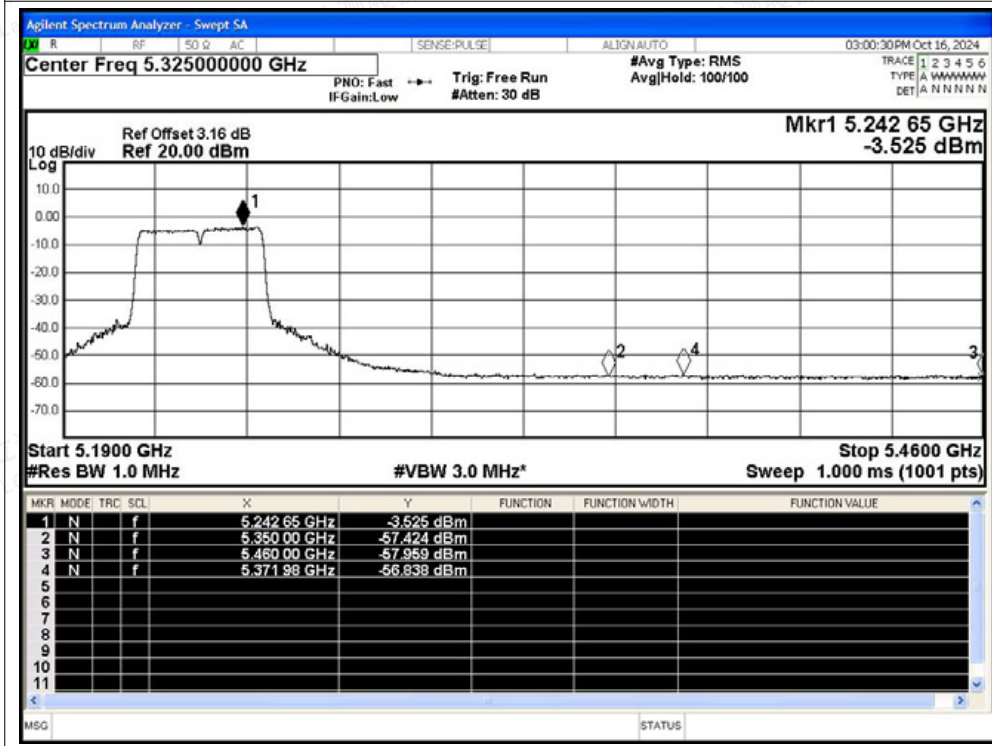




Restrict Band NVNT ax40 5230MHz Ant0 Peak



Restrict Band NVNT ax40 5230MHz Ant0 Average





Condition	Mode	Frequency (MHz)	Antenna	Spur Freq (MHz)	Power (dBm)	Gain (dBi)	Duty Factor (dB)	E (dBuV/m)	Detector	Limit (dBuV/m)	Verdict
NVNT	a	5180	Ant1	4500	-49.56	2.97	-	48.64	Peak	68.2	Pass
NVNT	a	5180	Ant1	4500	-58.44	2.97	0.24	40.00	Average	54	Pass
NVNT	a	5180	Ant1	5146.8	-41.86	2.97	-	56.34	Peak	68.2	Pass
NVNT	a	5180	Ant1	5149.6	-53	2.97	0.24	45.44	Average	54	Pass
NVNT	a	5180	Ant1	5150	-42.47	2.97	-	55.73	Peak	68.2	Pass
NVNT	a	5180	Ant1	5150	-53.27	2.97	0.24	45.17	Average	54	Pass
NVNT	a	5240	Ant1	5350	-47.33	2.97	-	50.87	Peak	68.2	Pass
NVNT	a	5240	Ant1	5350	-56.78	2.97	0.24	41.66	Average	54	Pass
NVNT	a	5240	Ant1	5398.8	-46.43	2.97	-	51.77	Peak	68.2	Pass
NVNT	a	5240	Ant1	5351.28	-56.51	2.97	0.24	41.93	Average	54	Pass
NVNT	a	5240	Ant1	5460	-50.59	2.97	-	47.61	Peak	68.2	Pass
NVNT	a	5240	Ant1	5460	-58.04	2.97	0.24	40.40	Average	54	Pass
NVNT	n20	5180	Ant1	4500	-48.38	2.97	-	49.82	Peak	68.2	Pass
NVNT	n20	5180	Ant1	4500	-57.74	2.97	0.12	40.58	Average	54	Pass
NVNT	n20	5180	Ant1	5149.6	-40.4	2.97	-	57.80	Peak	68.2	Pass
NVNT	n20	5180	Ant1	5149.6	-51.51	2.97	0.12	46.81	Average	54	Pass
NVNT	n20	5180	Ant1	5150	-40.76	2.97	-	57.44	Peak	68.2	Pass
NVNT	n20	5180	Ant1	5150	-51.31	2.97	0.12	47.01	Average	54	Pass
NVNT	n20	5240	Ant1	5350	-49.63	2.97	-	48.57	Peak	68.2	Pass
NVNT	n20	5240	Ant1	5350	-57.58	2.97	0.12	40.74	Average	54	Pass
NVNT	n20	5240	Ant1	5364.72	-47.33	2.97	-	50.87	Peak	68.2	Pass
NVNT	n20	5240	Ant1	5351.28	-56.78	2.97	0.12	41.54	Average	54	Pass
NVNT	n20	5240	Ant1	5460	-49.59	2.97	-	48.61	Peak	68.2	Pass
NVNT	n20	5240	Ant1	5460	-57.79	2.97	0.12	40.53	Average	54	Pass
NVNT	n40	5190	Ant1	4500	-49.66	2.97	-	48.54	Peak	68.2	Pass
NVNT	n40	5190	Ant1	4500	-58.36	2.97	0.12	39.96	Average	54	Pass
NVNT	n40	5190	Ant1	5147.51	-42.47	2.97	-	55.73	Peak	68.2	Pass
NVNT	n40	5190	Ant1	5149.7	-52.63	2.97	0.12	45.69	Average	54	Pass
NVNT	n40	5190	Ant1	5150	-44.23	2.97	-	53.97	Peak	68.2	Pass
NVNT	n40	5190	Ant1	5150	-52.63	2.97	0.12	45.69	Average	54	Pass
NVNT	n40	5230	Ant1	5350	-50.49	2.97	-	47.71	Peak	68.2	Pass
NVNT	n40	5230	Ant1	5350	-57.78	2.97	0.12	40.54	Average	54	Pass
NVNT	n40	5230	Ant1	5406.27	-47.04	2.97	-	51.16	Peak	68.2	Pass
NVNT	n40	5230	Ant1	5367.93	-56.95	2.97	0.12	41.37	Average	54	Pass
NVNT	n40	5230	Ant1	5460	-49.36	2.97	-	48.84	Peak	68.2	Pass
NVNT	n40	5230	Ant1	5460	-57.76	2.97	0.12	40.56	Average	54	Pass
NVNT	ac20	5180	Ant1	4500	-48.42	2.97	-	49.78	Peak	68.2	Pass





NVNT	ac20	5180	Ant1	4500	-58.87	2.97	0.12	39.45	Average	54	Pass
NVNT	ac20	5180	Ant1	5149.6	-37.53	2.97	-	60.67	Peak	68.2	Pass
NVNT	ac20	5180	Ant1	5148.2	-52.14	2.97	0.12	46.18	Average	54	Pass
NVNT	ac20	5180	Ant1	5150	-36.33	2.97	-	61.87	Peak	68.2	Pass
NVNT	ac20	5180	Ant1	5150	-51.98	2.97	0.12	46.34	Average	54	Pass
NVNT	ac20	5240	Ant1	5350	-50.57	2.97	-	47.63	Peak	68.2	Pass
NVNT	ac20	5240	Ant1	5350	-57.07	2.97	0.12	41.25	Average	54	Pass
NVNT	ac20	5240	Ant1	5370.24	-46.39	2.97	-	51.81	Peak	68.2	Pass
NVNT	ac20	5240	Ant1	5350.8	-56.87	2.97	0.12	41.45	Average	54	Pass
NVNT	ac20	5240	Ant1	5460	-50.85	2.97	-	47.35	Peak	68.2	Pass
NVNT	ac20	5240	Ant1	5460	-58.22	2.97	0.12	40.10	Average	54	Pass
NVNT	ac40	5190	Ant1	4500	-50.24	2.97	-	47.96	Peak	68.2	Pass
NVNT	ac40	5190	Ant1	4500	-58.46	2.97	0.12	39.86	Average	54	Pass
NVNT	ac40	5190	Ant1	5149.7	-42.16	2.97	-	56.04	Peak	68.2	Pass
NVNT	ac40	5190	Ant1	5149.7	-52.65	2.97	0.12	45.67	Average	54	Pass
NVNT	ac40	5190	Ant1	5150	-42.16	2.97	-	56.04	Peak	68.2	Pass
NVNT	ac40	5190	Ant1	5150	-52.65	2.97	0.12	45.67	Average	54	Pass
NVNT	ac40	5230	Ant1	5350	-49.92	2.97	-	48.28	Peak	68.2	Pass
NVNT	ac40	5230	Ant1	5350	-57.71	2.97	0.12	40.61	Average	54	Pass
NVNT	ac40	5230	Ant1	5401.95	-47.14	2.97	-	51.06	Peak	68.2	Pass
NVNT	ac40	5230	Ant1	5353.62	-57.01	2.97	0.12	41.31	Average	54	Pass
NVNT	ac40	5230	Ant1	5460	-50.01	2.97	-	48.19	Peak	68.2	Pass
NVNT	ac40	5230	Ant1	5460	-58.06	2.97	0.12	40.26	Average	54	Pass
NVNT	ax20	5180	Ant1	4500	-50.35	2.97	-	47.85	Peak	68.2	Pass
NVNT	ax20	5180	Ant1	4500	-58.51	2.97	0.12	39.81	Average	54	Pass
NVNT	ax20	5180	Ant1	5149.6	-39.36	2.97	-	58.84	Peak	68.2	Pass
NVNT	ax20	5180	Ant1	5149.6	-51.89	2.97	0.12	46.43	Average	54	Pass
NVNT	ax20	5180	Ant1	5150	-39.81	2.97	-	58.39	Peak	68.2	Pass
NVNT	ax20	5180	Ant1	5150	-52.27	2.97	0.12	46.05	Average	54	Pass
NVNT	ax20	5240	Ant1	5350	-47.58	2.97	-	50.62	Peak	68.2	Pass
NVNT	ax20	5240	Ant1	5350	-57.49	2.97	0.12	40.83	Average	54	Pass
NVNT	ax20	5240	Ant1	5398.56	-47.18	2.97	-	51.02	Peak	68.2	Pass
NVNT	ax20	5240	Ant1	5350.8	-57.05	2.97	0.12	41.27	Average	54	Pass
NVNT	ax20	5240	Ant1	5460	-49.7	2.97	-	48.50	Peak	68.2	Pass
NVNT	ax20	5240	Ant1	5460	-58	2.97	0.12	40.32	Average	54	Pass
NVNT	ax40	5190	Ant1	4500	-51.37	2.97	-	46.83	Peak	68.2	Pass
NVNT	ax40	5190	Ant1	4500	-58.53	2.97	0.12	39.79	Average	54	Pass
NVNT	ax40	5190	Ant1	5147.51	-41.7	2.97	-	56.50	Peak	68.2	Pass
NVNT	ax40	5190	Ant1	5149.7	-53.56	2.97	0.12	44.76	Average	54	Pass
NVNT	ax40	5190	Ant1	5150	-44.85	2.97	-	53.35	Peak	68.2	Pass
NVNT	ax40	5190	Ant1	5150	-53.56	2.97	0.12	44.76	Average	54	Pass





NVNT	ax40	5230	Ant1	5350	-51.3	2.97	-	46.90	Peak	68.2	Pass
NVNT	ax40	5230	Ant1	5350	-57.99	2.97	0.12	40.33	Average	54	Pass
NVNT	ax40	5230	Ant1	5432.19	-46.52	2.97	-	51.68	Peak	68.2	Pass
NVNT	ax40	5230	Ant1	5373.06	-56.97	2.97	0.12	41.35	Average	54	Pass
NVNT	ax40	5230	Ant1	5460	-51.01	2.97	-	47.19	Peak	68.2	Pass
NVNT	ax40	5230	Ant1	5460	-57.72	2.97	0.12	40.60	Average	54	Pass

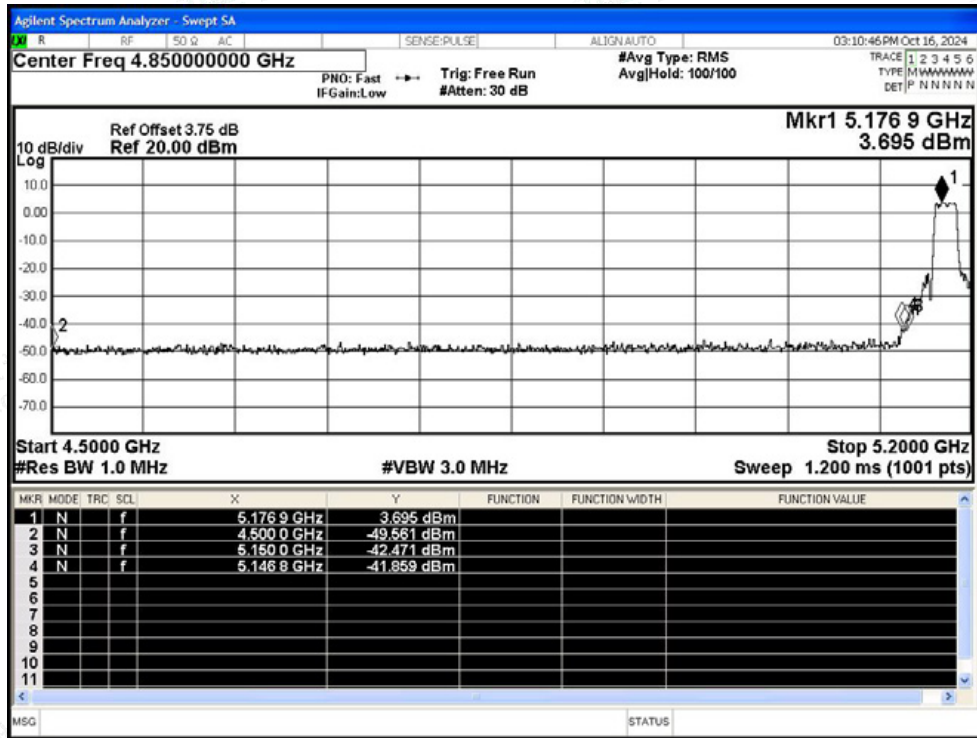


Shenzhen LCS Compliance Testing Laboratory Ltd.
 Add: 101, 201 Bldg A & 301 Bldg C, Juji Industrial Park Yabianxueziwei, Shajing Street, Baoan District, Shenzhen, 518000, China
 Tel: +(86) 0755-82591330 | E-mail: webmaster@lcs-cert.com | Web: www.lcs-cert.com
 Scan code to check authenticity

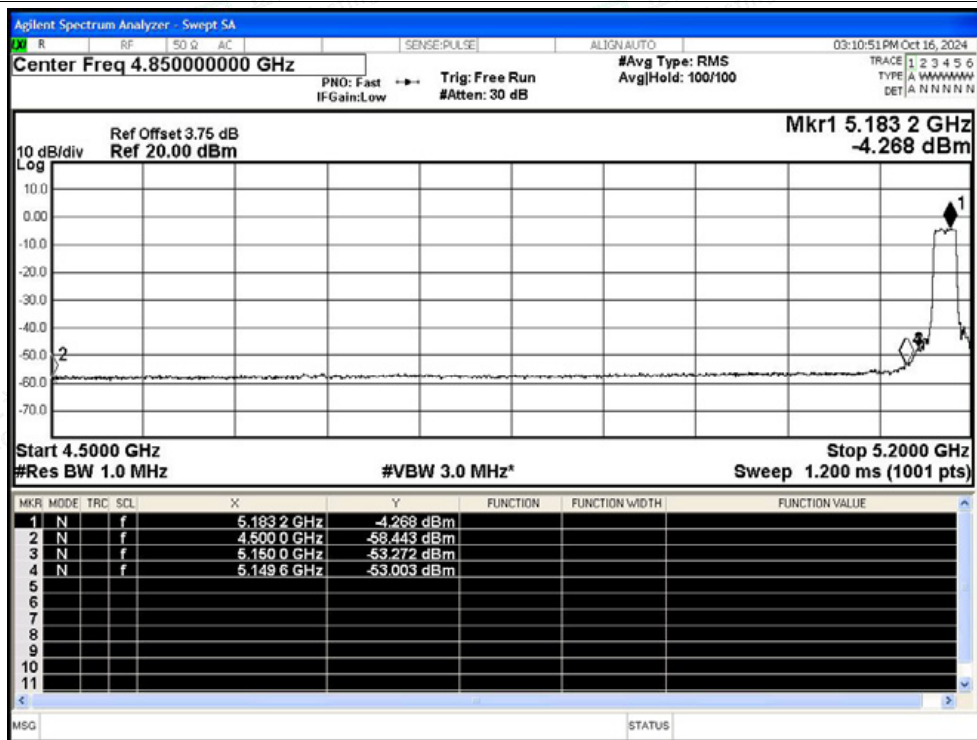


Test Graphs

Restrict Band NVNT a 5180MHz Ant1 Peak

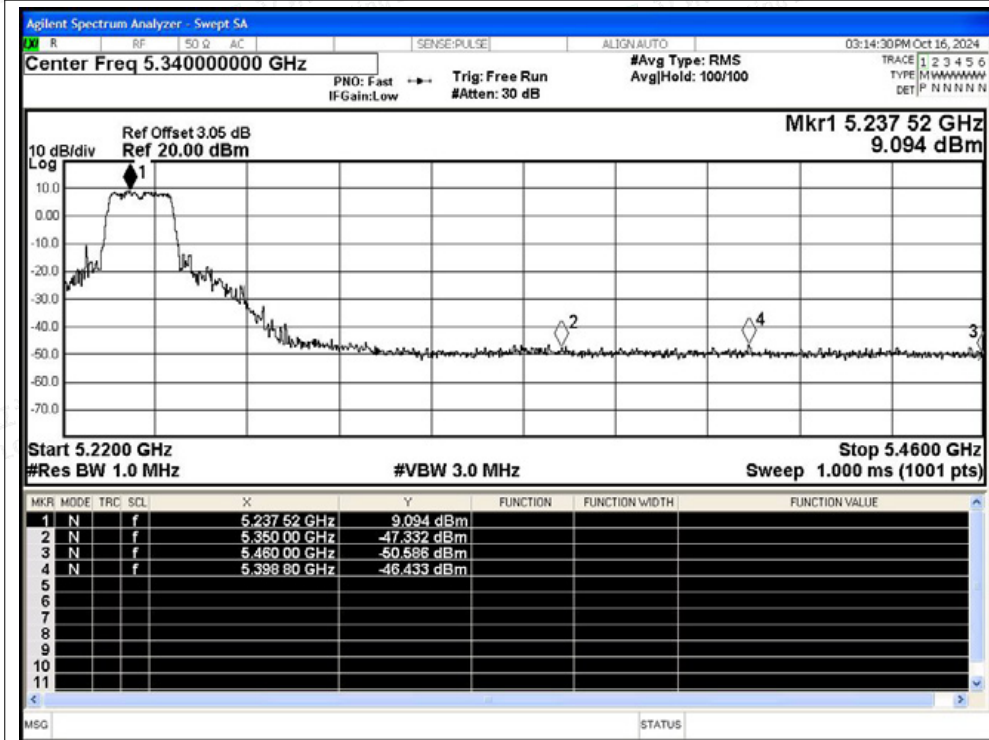


Restrict Band NVNT a 5180MHz Ant1 Average

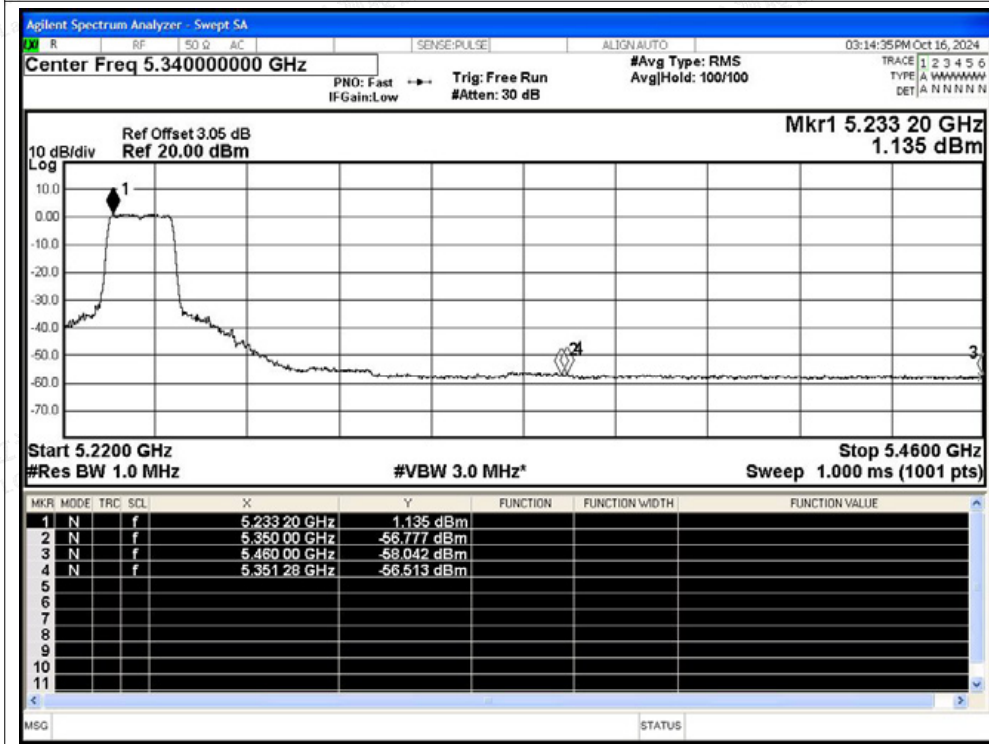




Restrict Band NVNT a 5240MHz Ant1 Peak

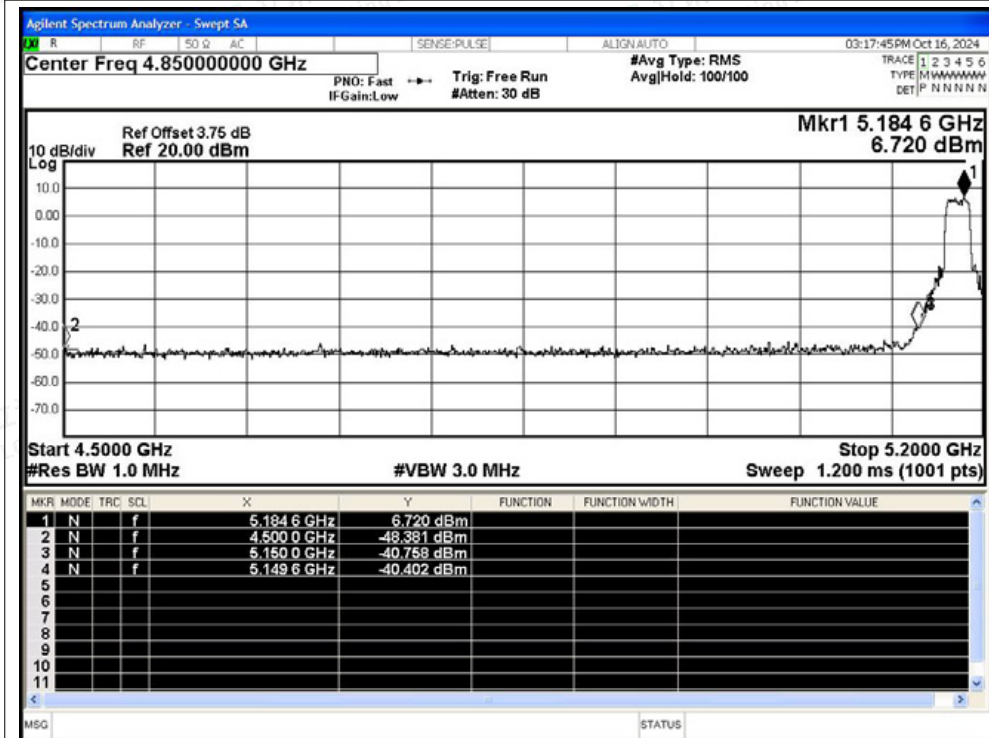


Restrict Band NVNT a 5240MHz Ant1 Average

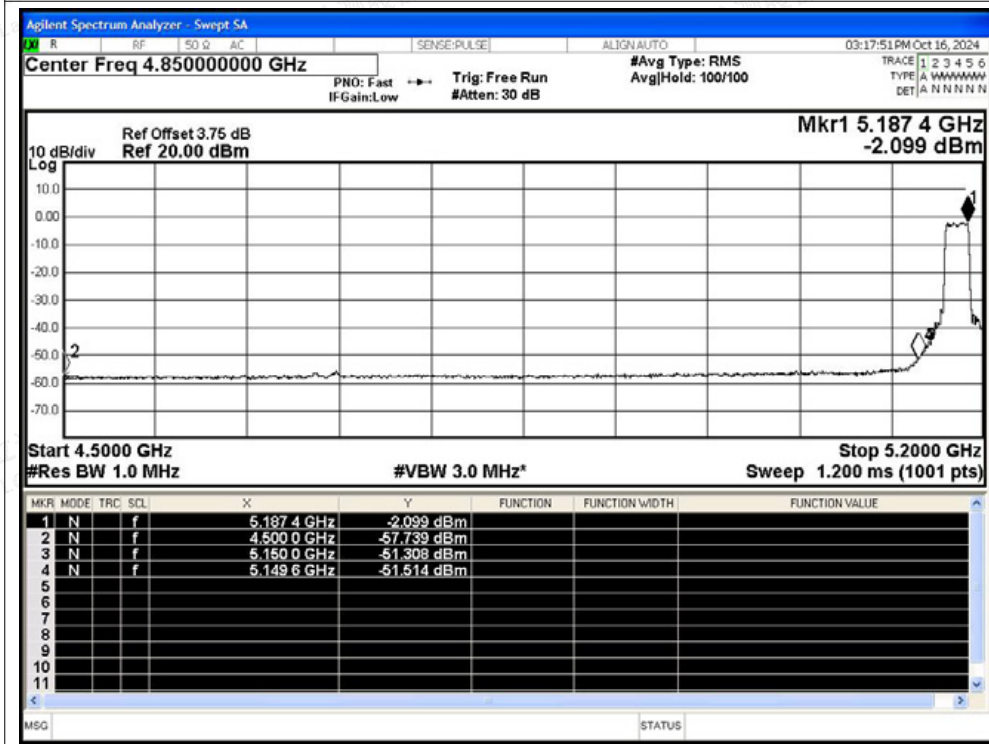




Restrict Band NVNT n20 5180MHz Ant1 Peak

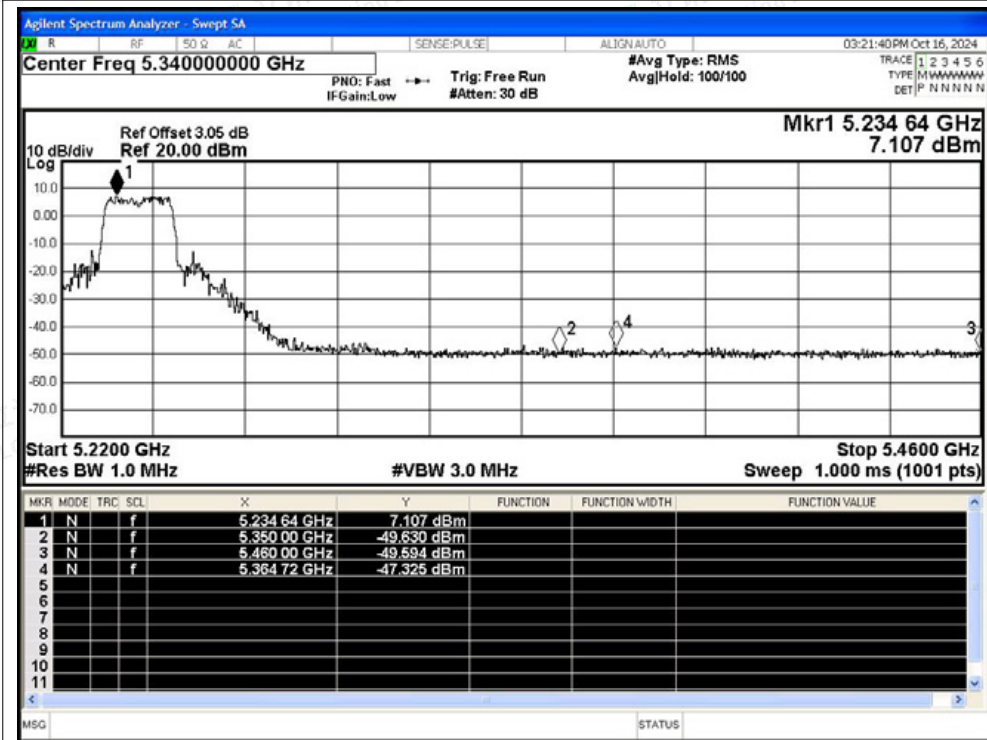


Restrict Band NVNT n20 5180MHz Ant1 Average

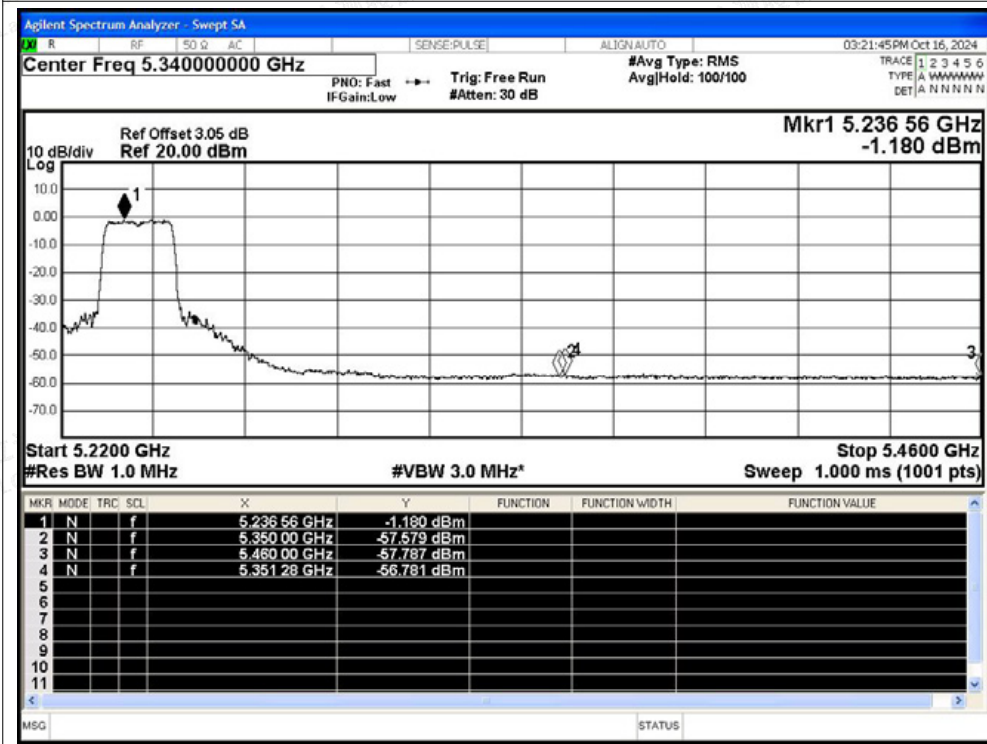




Restrict Band NVNT n20 5240MHz Ant1 Peak

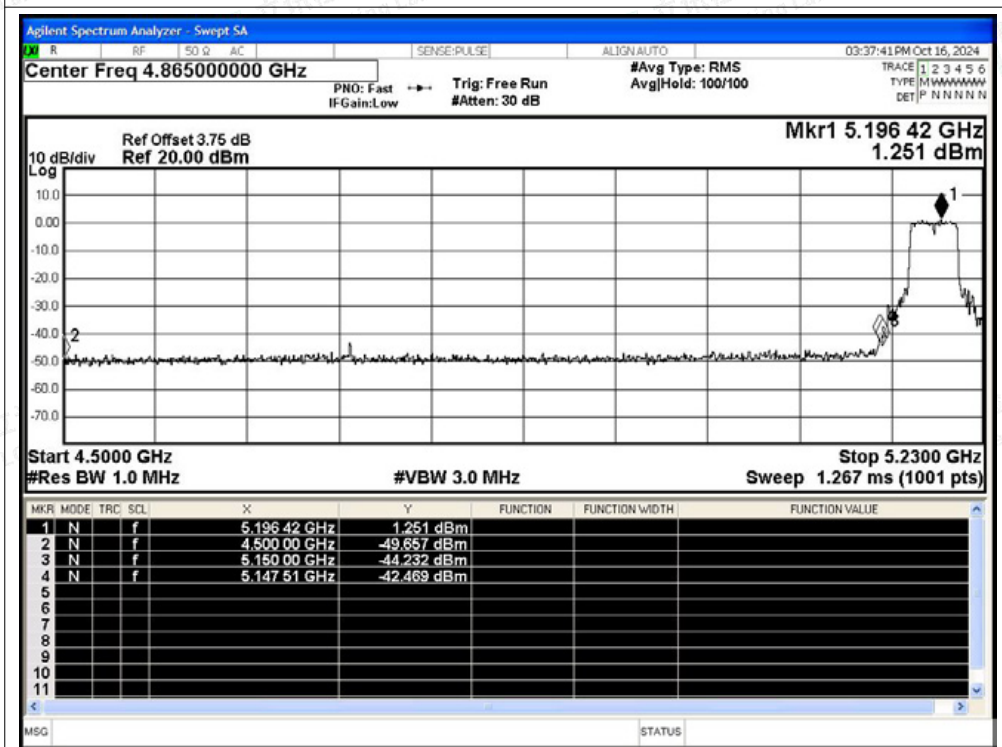


Restrict Band NVNT n20 5240MHz Ant1 Average

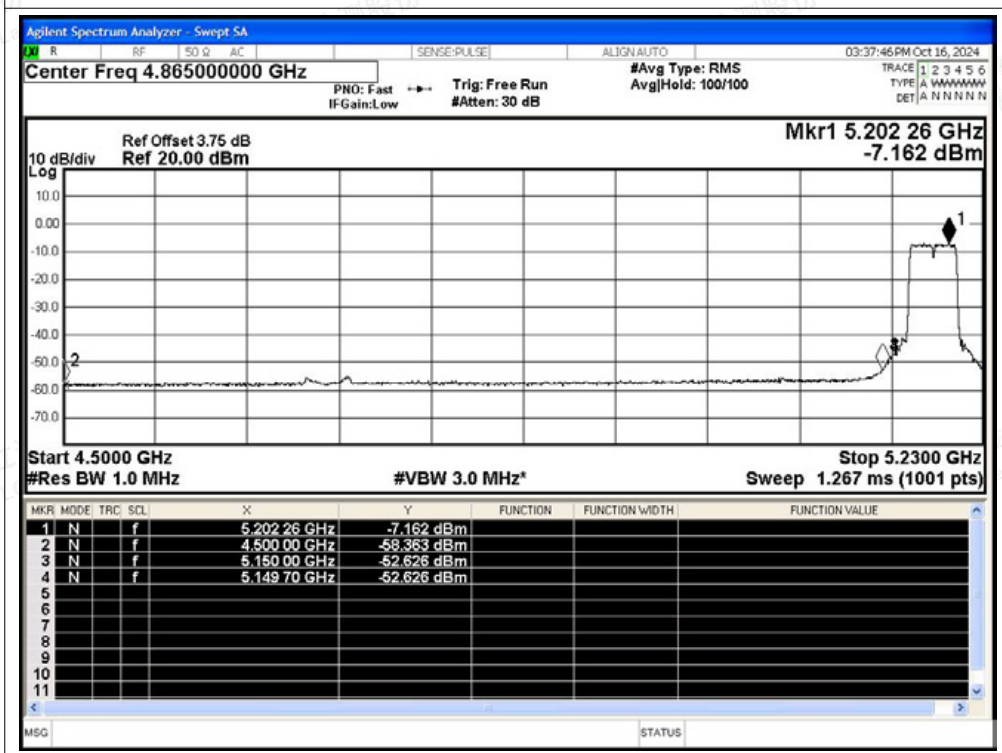




Restrict Band NVNT n40 5190MHz Ant1 Peak

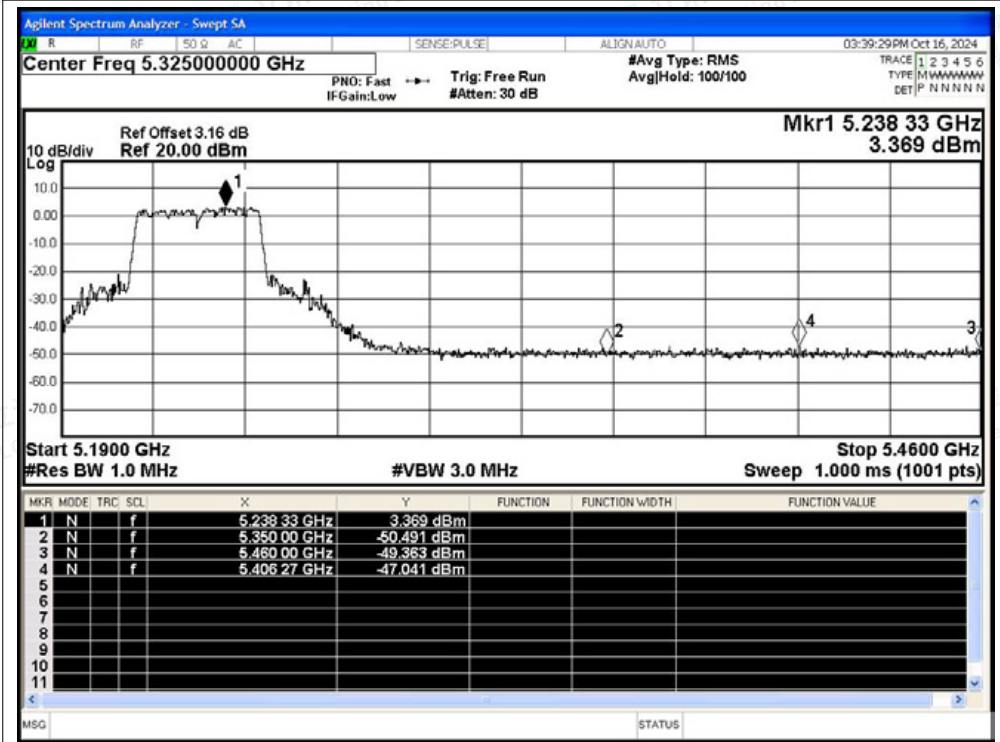


Restrict Band NVNT n40 5190MHz Ant1 Average

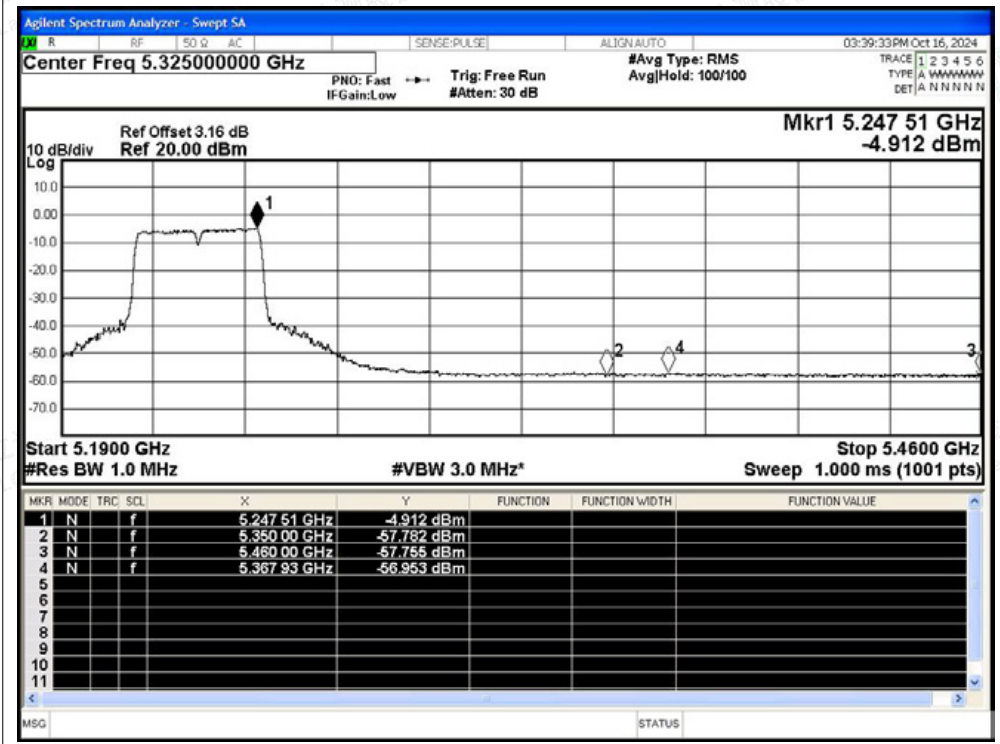




Restrict Band NVNT n40 5230MHz Ant1 Peak

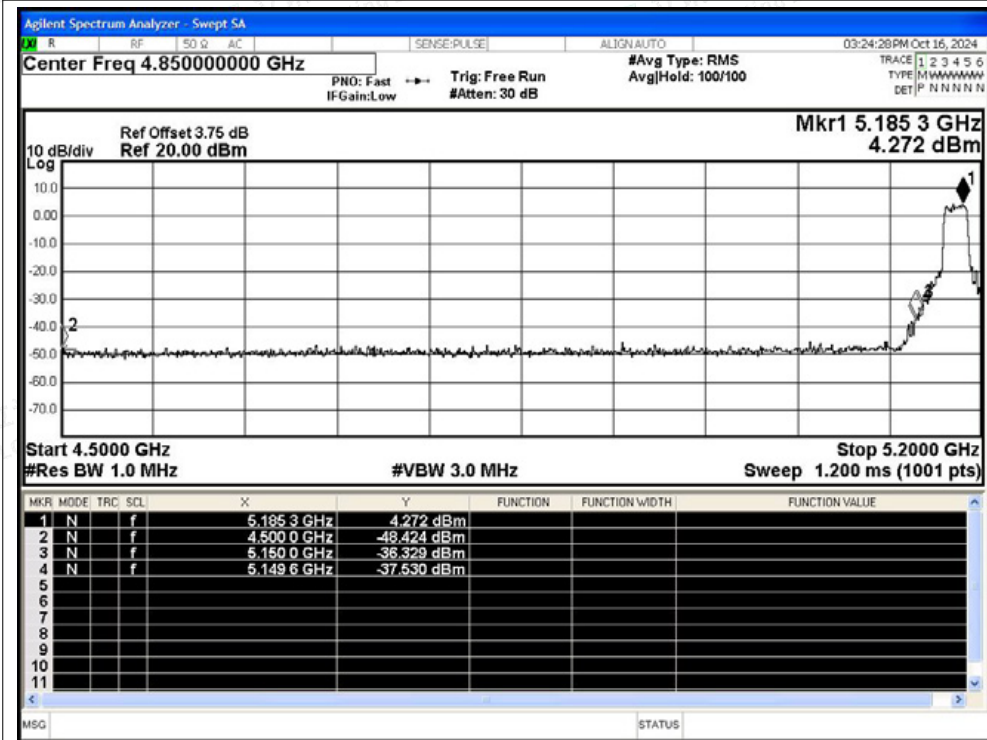


Restrict Band NVNT n40 5230MHz Ant1 Average

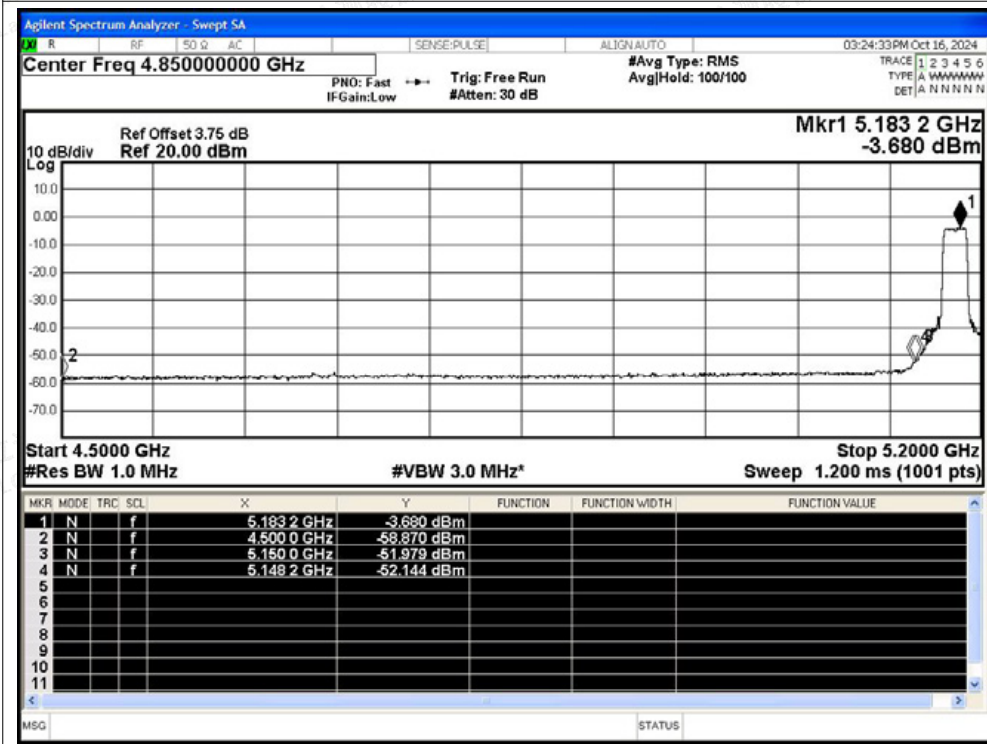




Restrict Band NVNT ac20 5180MHz Ant1 Peak

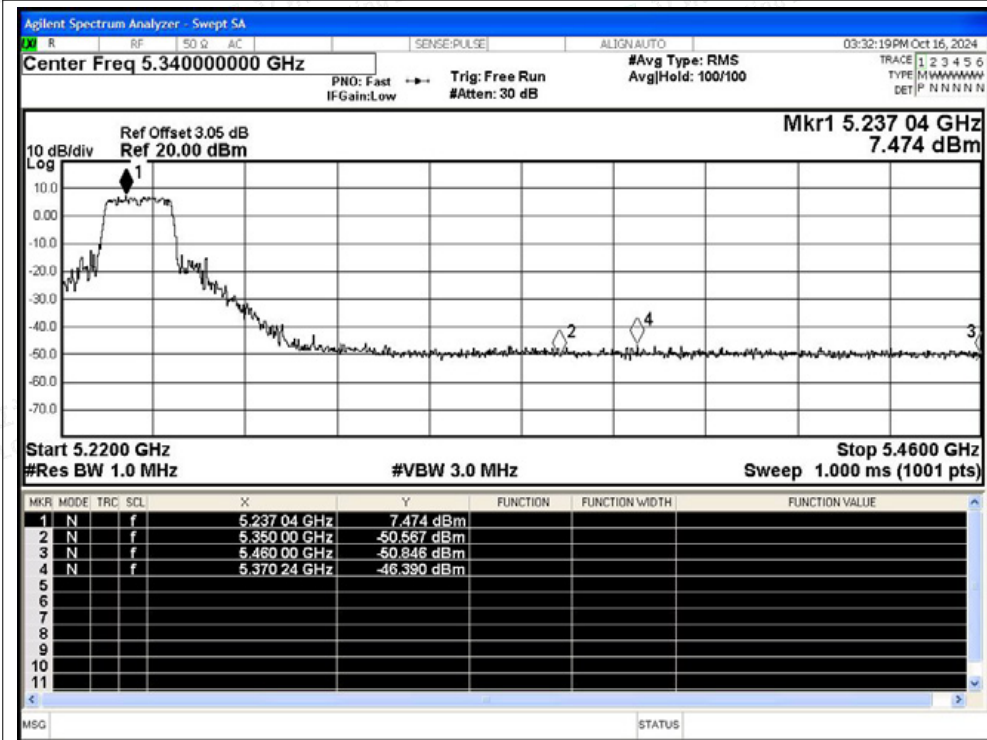


Restrict Band NVNT ac20 5180MHz Ant1 Average

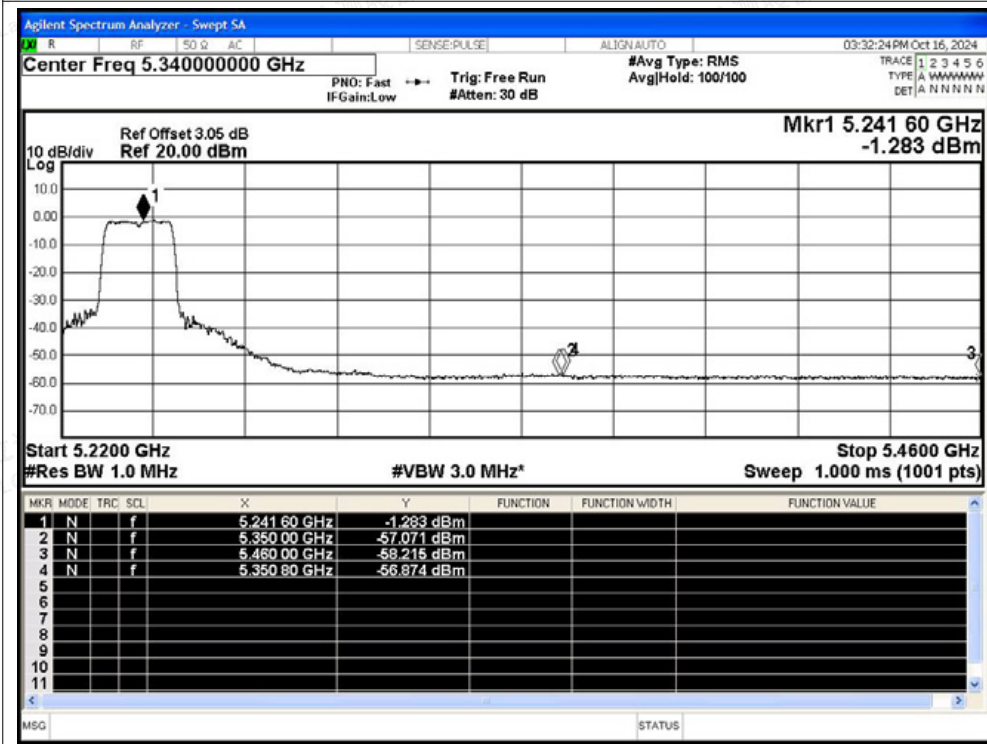




Restrict Band NVNT ac20 5240MHz Ant1 Peak

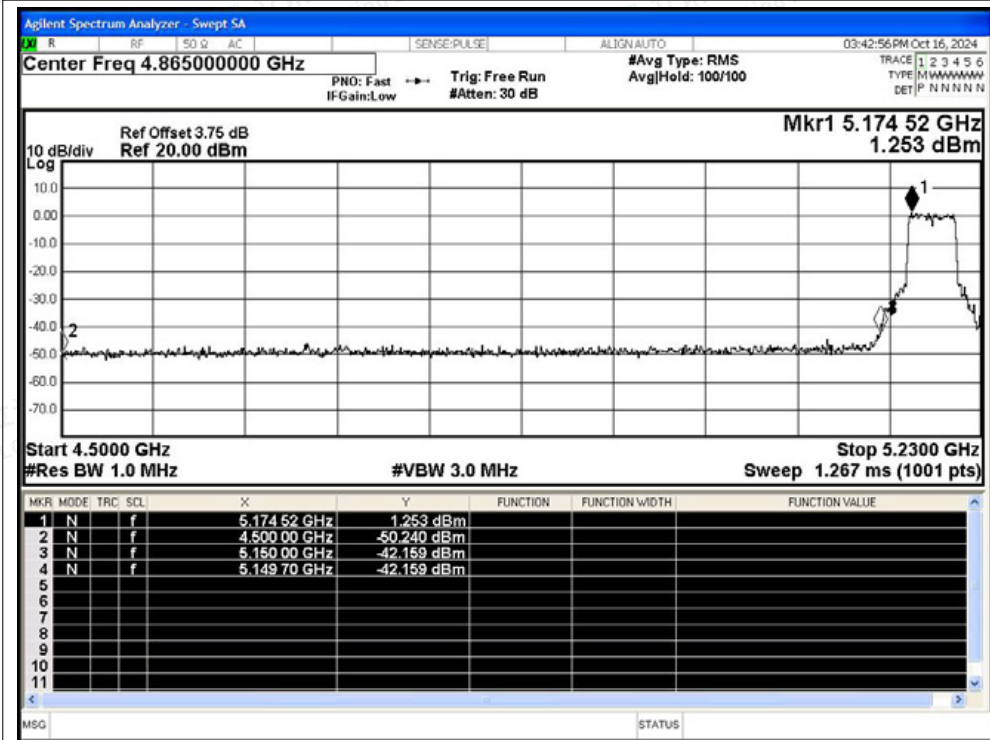


Restrict Band NVNT ac20 5240MHz Ant1 Average

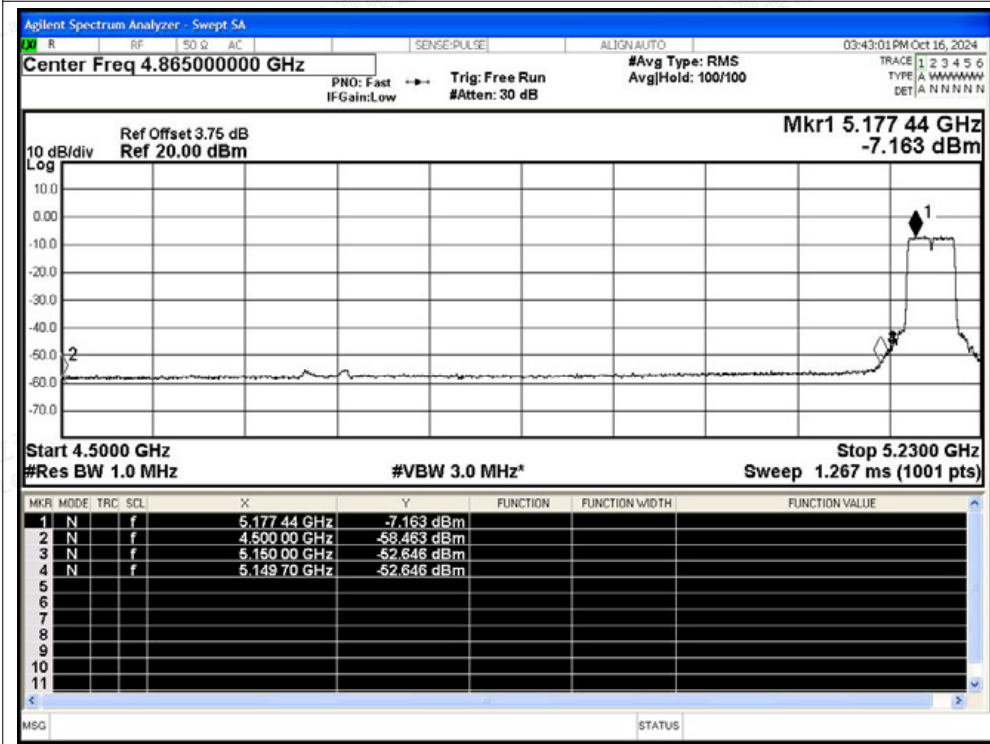




Restrict Band NVNT ac40 5190MHz Ant1 Peak

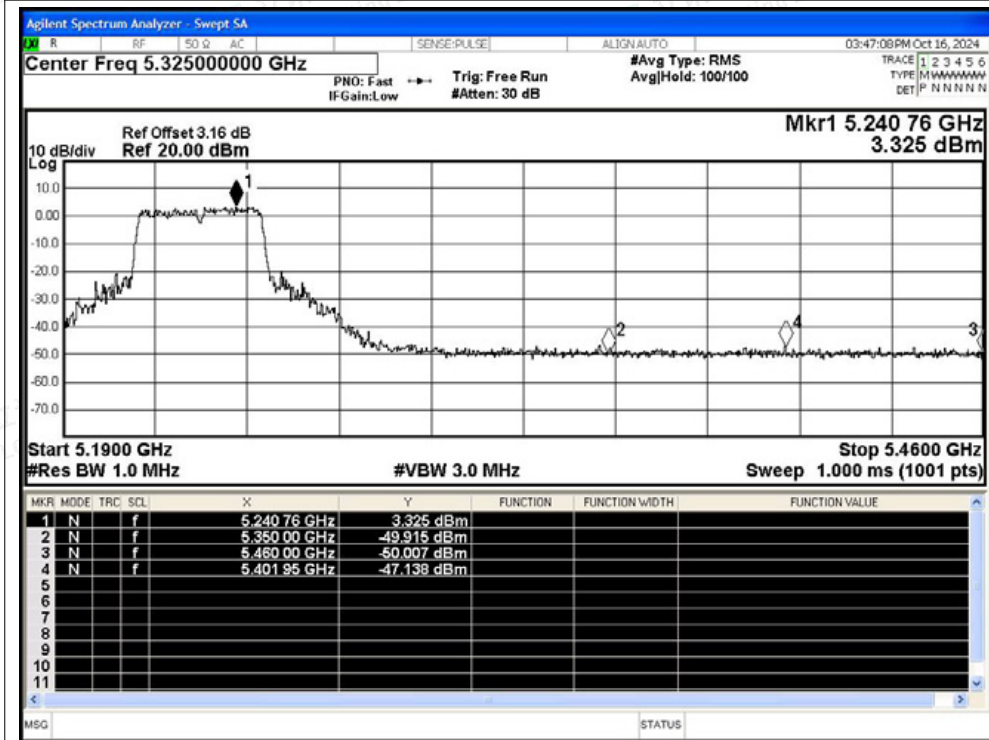


Restrict Band NVNT ac40 5190MHz Ant1 Average

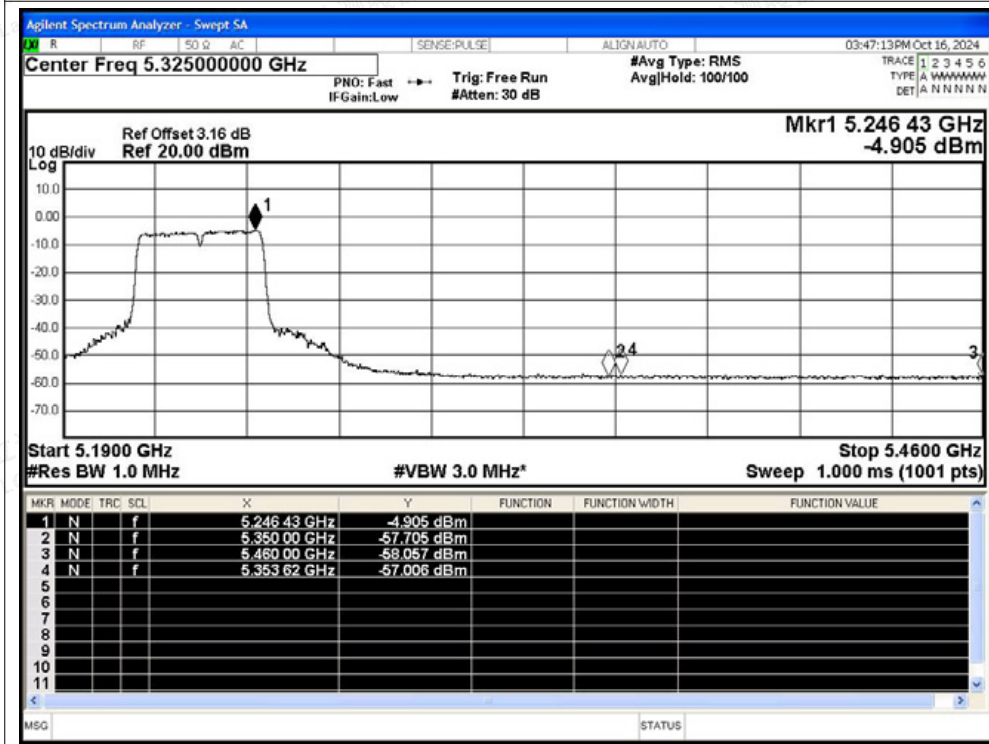




Restrict Band NVNT ac40 5230MHz Ant1 Peak

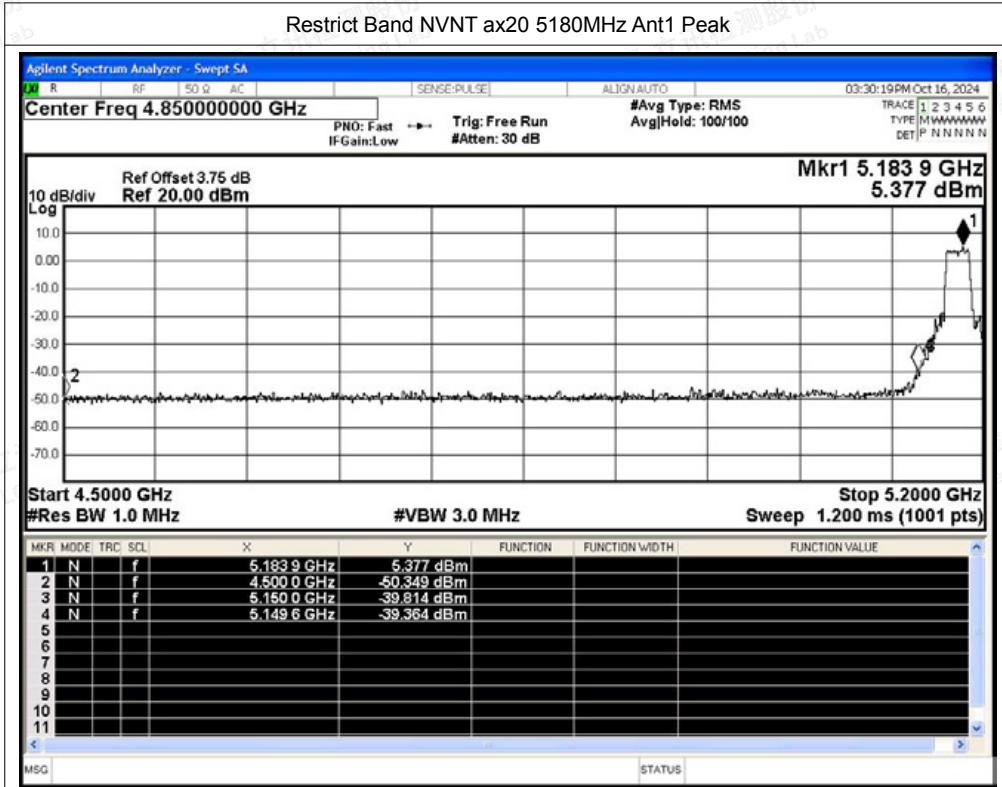


Restrict Band NVNT ac40 5230MHz Ant1 Average

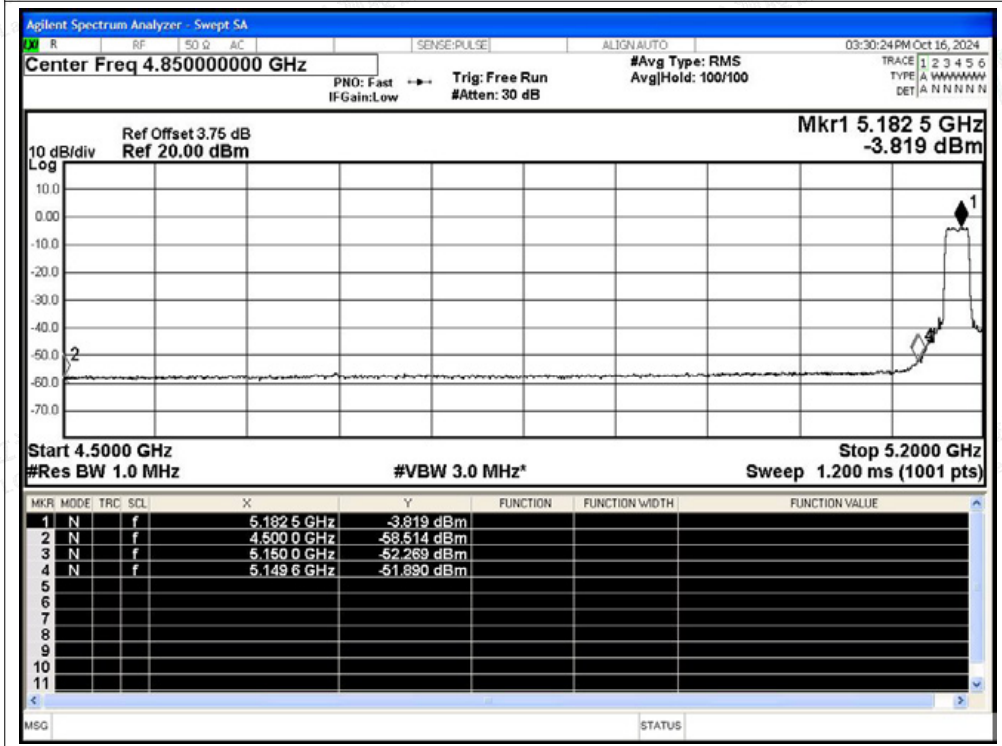




Restrict Band NVNT ax20 5180MHz Ant1 Peak

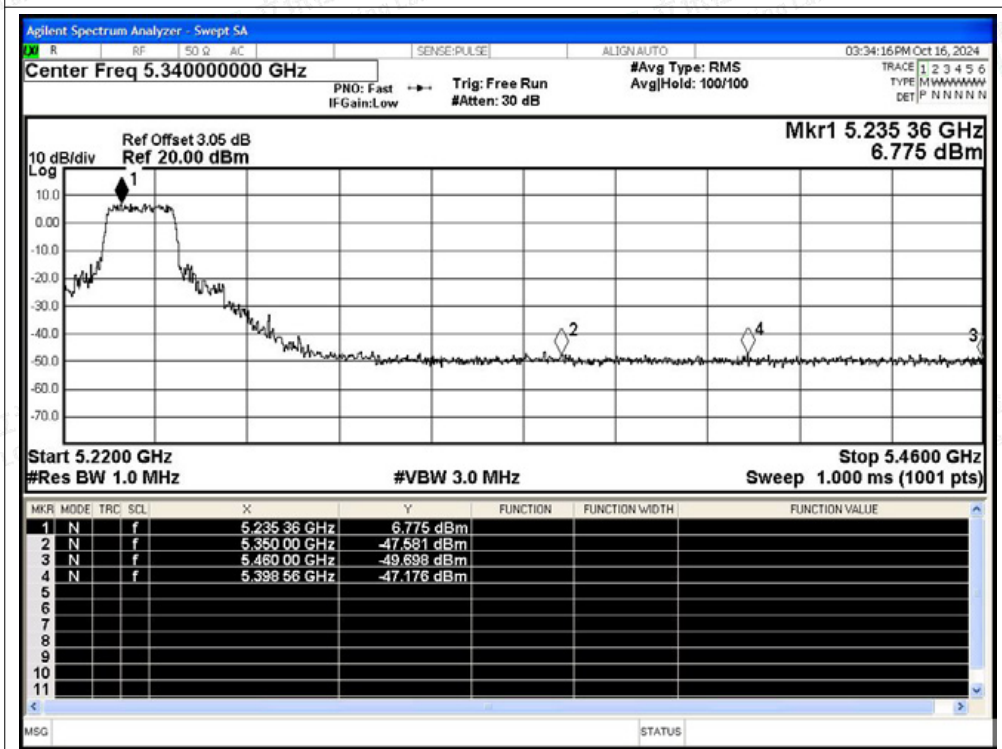


Restrict Band NVNT ax20 5180MHz Ant1 Average

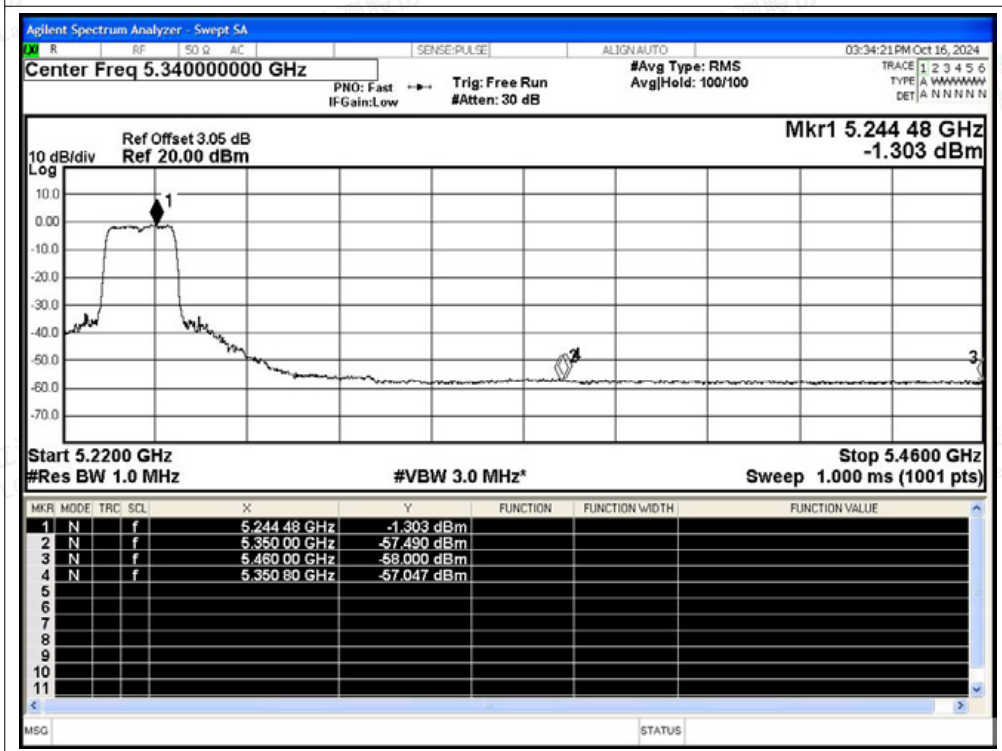




Restrict Band NVNT ax20 5240MHz Ant1 Peak

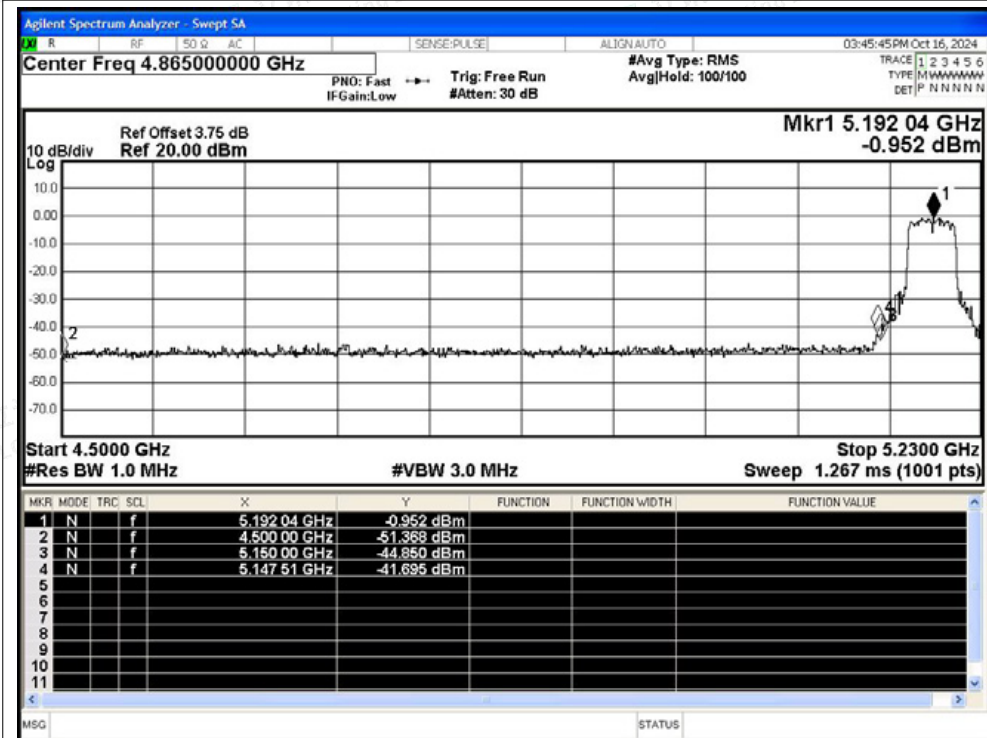


Restrict Band NVNT ax20 5240MHz Ant1 Average

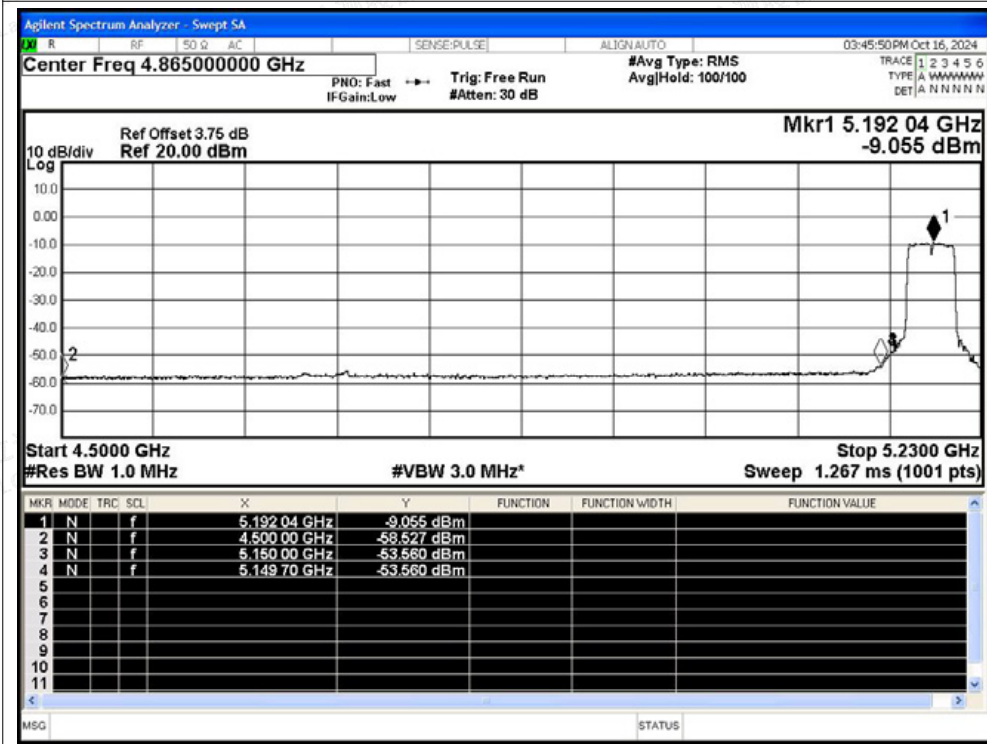




Restrict Band NVNT ax40 5190MHz Ant1 Peak

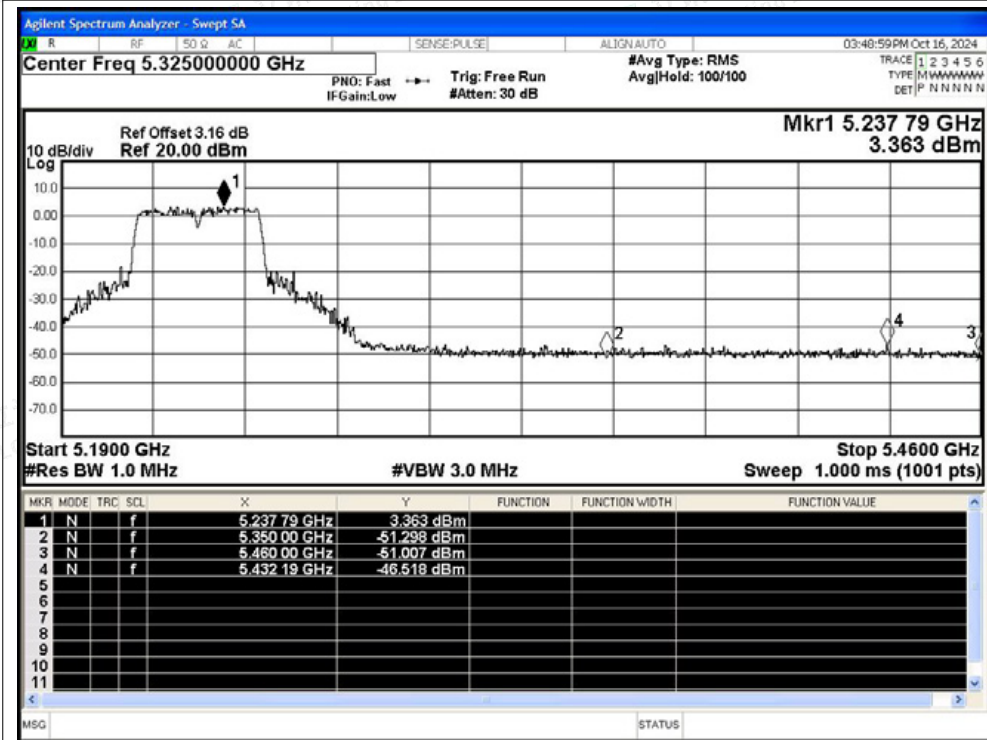


Restrict Band NVNT ax40 5190MHz Ant1 Average

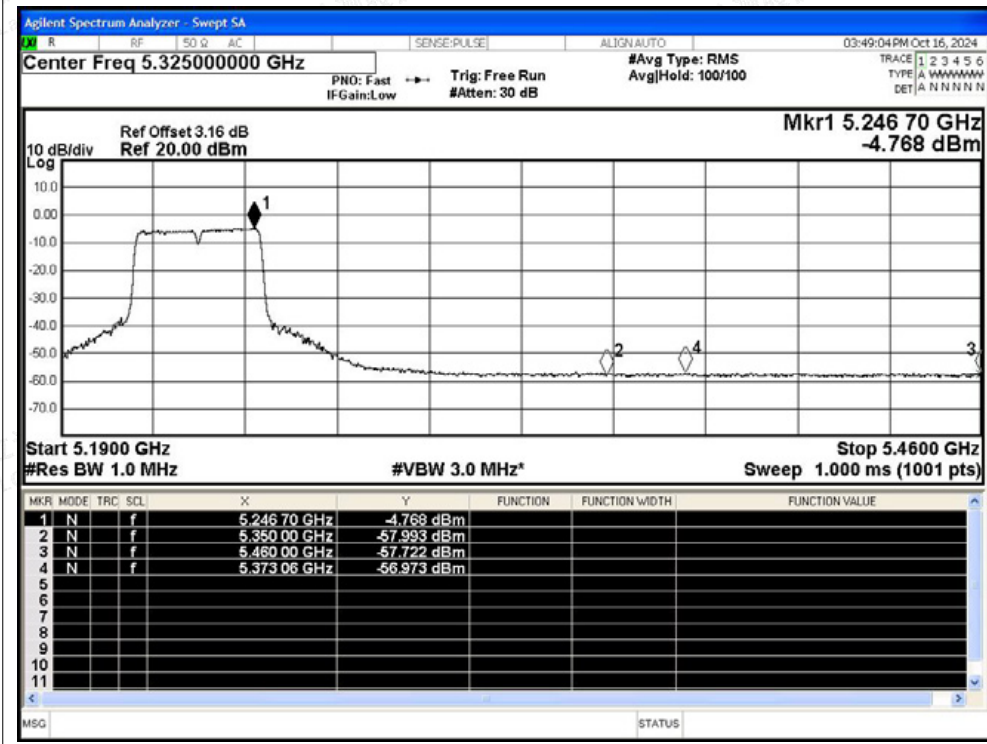




Restrict Band NVNT ax40 5230MHz Ant1 Peak



Restrict Band NVNT ax40 5230MHz Ant1 Average





MIMO

Condition	Mode	Frequency (MHz)	Spur Freq (MHz)	Ant0 Power (dBm)	Ant1 Power (dBm)	SUM	Gain (dBi)	E (dBuV/m)	Detector	Limit (dBuV/m)	Verdict
NVNT	n20	5180	4500	-50.17	-48.38	-46.17	5.98	55.03	Peak	68.2	Pass
NVNT	n20	5180	4500	-58.18	-57.74	-54.94	5.98	46.26	Average	54	Pass
NVNT	n20	5180	5148.2	-38.77	-40.4	-36.50	5.98	64.71	Peak	68.2	Pass
NVNT	n20	5180	5149.6	-52.5	-51.51	-48.97	5.98	52.24	Average	54	Pass
NVNT	n20	5180	5150	-41.03	-40.76	-37.88	5.98	63.32	Peak	68.2	Pass
NVNT	n20	5180	5150	-53.8	-51.31	-49.37	5.98	51.84	Average	54	Pass
NVNT	n20	5240	5350	-47.55	-49.63	-45.46	5.98	55.75	Peak	68.2	Pass
NVNT	n20	5240	5350	-57.14	-57.58	-54.34	5.98	46.86	Average	54	Pass
NVNT	n20	5240	5372.4	-46.84	-47.33	-44.07	5.98	57.14	Peak	68.2	Pass
NVNT	n20	5240	5350.56	-56.78	-56.78	-53.77	5.98	47.44	Average	54	Pass
NVNT	n20	5240	5460	-49.27	-49.59	-46.42	5.98	54.79	Peak	68.2	Pass
NVNT	n20	5240	5460	-58.44	-57.79	-55.09	5.98	46.12	Average	54	Pass
NVNT	n40	5190	4500	-49.2	-49.66	-46.41	5.98	54.79	Peak	68.2	Pass
NVNT	n40	5190	4500	-58.44	-58.36	-55.39	5.98	45.82	Average	54	Pass
NVNT	n40	5190	5149.7	-38.03	-42.47	-36.70	5.98	64.51	Peak	68.2	Pass
NVNT	n40	5190	5149.7	-53.47	-52.63	-50.02	5.98	51.19	Average	54	Pass
NVNT	n40	5190	5150	-38.03	-44.23	-37.10	5.98	64.11	Peak	68.2	Pass
NVNT	n40	5190	5150	-53.47	-52.63	-50.02	5.98	51.19	Average	54	Pass
NVNT	n40	5230	5350	-50.6	-50.49	-47.53	5.98	53.67	Peak	68.2	Pass
NVNT	n40	5230	5350	-57.26	-57.78	-54.50	5.98	46.71	Average	54	Pass
NVNT	n40	5230	5350.92	-46.29	-47.04	-43.64	5.98	57.57	Peak	68.2	Pass
NVNT	n40	5230	5351.46	-56.74	-56.95	-53.83	5.98	47.37	Average	54	Pass
NVNT	n40	5230	5460	-50.05	-49.36	-46.68	5.98	54.53	Peak	68.2	Pass
NVNT	n40	5230	5460	-58.32	-57.76	-55.02	5.98	46.19	Average	54	Pass
NVNT	ac20	5180	4500	-49.63	-48.42	-45.97	5.98	55.23	Peak	68.2	Pass
NVNT	ac20	5180	4500	-58.49	-58.87	-55.67	5.98	45.54	Average	54	Pass
NVNT	ac20	5180	5146.8	-40.76	-37.53	-35.84	5.98	65.37	Peak	68.2	Pass
NVNT	ac20	5180	5149.6	-52.33	-52.14	-49.22	5.98	51.98	Average	54	Pass
NVNT	ac20	5180	5150	-40.81	-36.33	-35.01	5.98	66.20	Peak	68.2	Pass
NVNT	ac20	5180	5150	-51.59	-51.98	-48.77	5.98	52.44	Average	54	Pass
NVNT	ac20	5240	5350	-48.25	-50.57	-46.25	5.98	54.96	Peak	68.2	Pass
NVNT	ac20	5240	5350	-57.15	-57.07	-54.10	5.98	47.11	Average	54	Pass
NVNT	ac20	5240	5447.76	-46.08	-46.39	-43.22	5.98	57.99	Peak	68.2	Pass
NVNT	ac20	5240	5350.56	-56.74	-56.87	-53.79	5.98	47.41	Average	54	Pass
NVNT	ac20	5240	5460	-49.63	-50.85	-47.19	5.98	54.02	Peak	68.2	Pass
NVNT	ac20	5240	5460	-57.79	-58.22	-54.99	5.98	46.22	Average	54	Pass
NVNT	ac40	5190	4500	-50.32	-50.24	-47.27	5.98	53.94	Peak	68.2	Pass



Shenzhen LCS Compliance Testing Laboratory Ltd.
 Add: 101, 201 Bldg A & 301 Bldg C, Juji Industrial Park Yabianxueziwei, Shajing Street, Baoan District, Shenzhen, 518000, China
 Tel: +(86) 0755-82591330 | E-mail: webmaster@lcs-cert.com | Web: www.lcs-cert.com
 Scan code to check authenticity



NVNT	ac40	5190	4500	-58.21	-58.46	-55.32	5.98	45.88	Average	54	Pass
NVNT	ac40	5190	5148.97	-42.04	-42.16	-39.09	5.98	62.12	Peak	68.2	Pass
NVNT	ac40	5190	5149.7	-52.76	-52.65	-49.69	5.98	51.51	Average	54	Pass
NVNT	ac40	5190	5150	-43.29	-42.16	-39.68	5.98	61.53	Peak	68.2	Pass
NVNT	ac40	5190	5150	-52.76	-52.65	-49.69	5.98	51.51	Average	54	Pass
NVNT	ac40	5230	5350	-49.36	-49.92	-46.62	5.98	54.59	Peak	68.2	Pass
NVNT	ac40	5230	5350	-57.59	-57.71	-54.64	5.98	46.57	Average	54	Pass
NVNT	ac40	5230	5368.47	-46.26	-47.14	-43.67	5.98	57.54	Peak	68.2	Pass
NVNT	ac40	5230	5351.46	-56.62	-57.01	-53.80	5.98	47.41	Average	54	Pass
NVNT	ac40	5230	5460	-50.55	-50.01	-47.26	5.98	53.95	Peak	68.2	Pass
NVNT	ac40	5230	5460	-58.29	-58.06	-55.16	5.98	46.04	Average	54	Pass
NVNT	ax20	5180	4500	-50.69	-50.35	-47.51	5.98	53.70	Peak	68.2	Pass
NVNT	ax20	5180	4500	-57.93	-58.51	-55.20	5.98	46.01	Average	54	Pass
NVNT	ax20	5180	5149.6	-37.28	-39.36	-35.19	5.98	66.02	Peak	68.2	Pass
NVNT	ax20	5180	5149.6	-52.31	-51.89	-49.08	5.98	52.12	Average	54	Pass
NVNT	ax20	5180	5150	-40.8	-39.81	-37.27	5.98	63.94	Peak	68.2	Pass
NVNT	ax20	5180	5150	-52.23	-52.27	-49.24	5.98	51.97	Average	54	Pass
NVNT	ax20	5240	5350	-51	-47.58	-45.95	5.98	55.26	Peak	68.2	Pass
NVNT	ax20	5240	5350	-57.33	-57.49	-54.40	5.98	46.81	Average	54	Pass
NVNT	ax20	5240	5396.4	-46.32	-47.18	-43.72	5.98	57.49	Peak	68.2	Pass
NVNT	ax20	5240	5350.56	-56.65	-57.05	-53.84	5.98	47.37	Average	54	Pass
NVNT	ax20	5240	5460	-49.61	-49.7	-46.64	5.98	54.56	Peak	68.2	Pass
NVNT	ax20	5240	5460	-57.45	-58	-54.71	5.98	46.50	Average	54	Pass
NVNT	ax40	5190	4500	-48.86	-51.37	-46.93	5.98	54.28	Peak	68.2	Pass
NVNT	ax40	5190	4500	-58.01	-58.53	-55.25	5.98	45.96	Average	54	Pass
NVNT	ax40	5190	5147.51	-41.9	-41.7	-38.79	5.98	62.42	Peak	68.2	Pass
NVNT	ax40	5190	5148.97	-52.66	-53.56	-50.08	5.98	51.13	Average	54	Pass
NVNT	ax40	5190	5150	-42.13	-44.85	-40.27	5.98	60.94	Peak	68.2	Pass
NVNT	ax40	5190	5150	-53.45	-53.56	-50.49	5.98	50.71	Average	54	Pass
NVNT	ax40	5230	5350	-49.16	-51.3	-47.09	5.98	54.12	Peak	68.2	Pass
NVNT	ax40	5230	5350	-57.42	-57.99	-54.69	5.98	46.52	Average	54	Pass
NVNT	ax40	5230	5391.42	-46.75	-46.52	-43.62	5.98	57.58	Peak	68.2	Pass
NVNT	ax40	5230	5371.98	-56.84	-56.97	-53.89	5.98	47.31	Average	54	Pass
NVNT	ax40	5230	5460	-49.5	-51.01	-47.18	5.98	54.03	Peak	68.2	Pass
NVNT	ax40	5230	5460	-57.96	-57.72	-54.83	5.98	46.38	Average	54	Pass



Shenzhen LCS Compliance Testing Laboratory Ltd.
 Add: 101, 201 Bldg A & 301 Bldg C, Juji Industrial Park Yabianxueziwei, Shajing Street, Baoan District, Shenzhen, 518000, China
 Tel: +(86) 0755-82591330 | E-mail: webmaster@lcs-cert.com | Web: www.lcs-cert.com
 Scan code to check authenticity



D.5 Frequency Stability

Condition	Mode	Frequency (MHz)	Antenna	Measured Frequency (MHz)	Frequency Error (Hz)	Deviation (ppm)	Limit (ppm)	Verdict
NVNT	a	5180	Ant0	5180	0	0	25	Pass
NVNT	a	5200	Ant0	5199.98	-20000	-3.85	25	Pass
NVNT	a	5240	Ant0	5239.98	-20000	-3.82	25	Pass
NVNT	n20	5180	Ant0	5179.98	-20000	-3.86	25	Pass
NVNT	n20	5200	Ant0	5199.98	-20000	-3.85	25	Pass
NVNT	n20	5240	Ant0	5239.98	-20000	-3.82	25	Pass
NVNT	n40	5190	Ant0	5189.96	-40000	-7.71	25	Pass
NVNT	n40	5230	Ant0	5230	0	0	25	Pass
NVNT	ac20	5180	Ant0	5180	0	0	25	Pass
NVNT	ac20	5200	Ant0	5199.98	-20000	-3.85	25	Pass
NVNT	ac20	5240	Ant0	5239.98	-20000	-3.82	25	Pass
NVNT	ac40	5190	Ant0	5189.96	-40000	-7.71	25	Pass
NVNT	ac40	5230	Ant0	5230	0	0	25	Pass
NVNT	ax20	5180	Ant0	5179.98	-20000	-3.86	25	Pass
NVNT	ax20	5200	Ant0	5199.98	-20000	-3.85	25	Pass
NVNT	ax20	5240	Ant0	5239.98	-20000	-3.82	25	Pass
NVNT	ax40	5190	Ant0	5189.96	-40000	-7.71	25	Pass
NVNT	ax40	5230	Ant0	5230	0	0	25	Pass

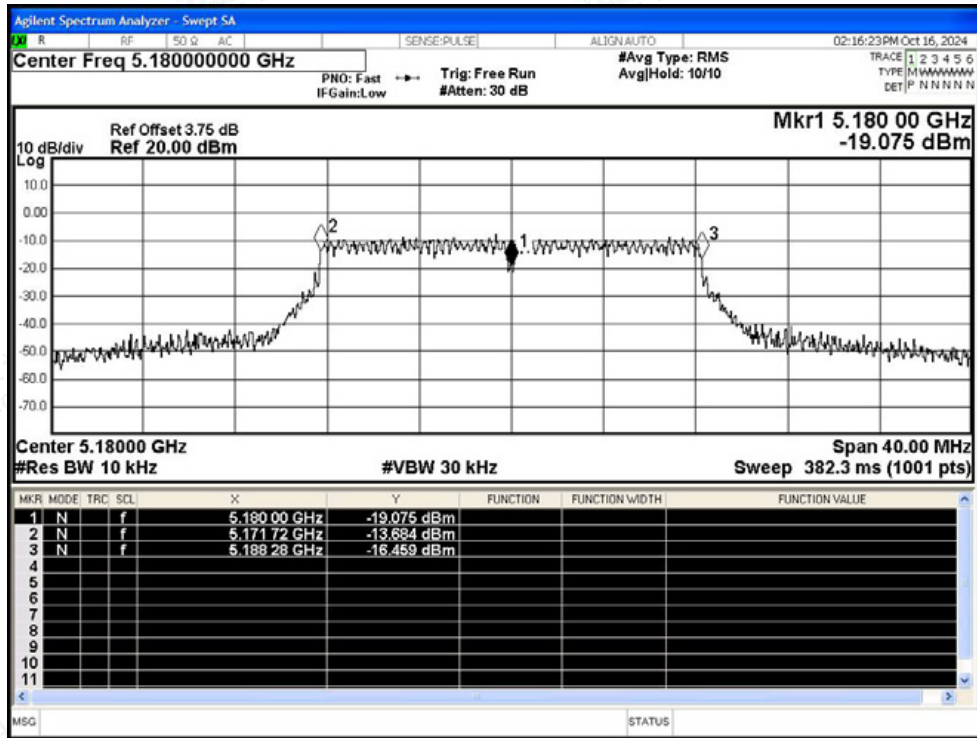


Shenzhen LCS Compliance Testing Laboratory Ltd.
 Add: 101, 201 Bldg A & 301 Bldg C, Juji Industrial Park Yabianxueziwei, Shajing Street, Baoan District, Shenzhen, 518000, China
 Tel: +(86) 0755-82591330 | E-mail: webmaster@lcs-cert.com | Web: www.lcs-cert.com
 Scan code to check authenticity



Test Graphs

Freq. Stability NVNT a 5180MHz Ant0



Freq. Stability NVNT a 5200MHz Ant0

