



E.4 Restrict Band

Condition	Mode	Frequency (MHz)	Antenna	Spur Freq (MHz)	Power (dBm)	Gain (dBi)	Duty Factor (dB)	E (dBuV/m)	Detector	Limit (dBuV/m)	Verdict
NVNT	a	5260	Ant0	4500	-49.69	2.97	-	48.51	Peak	68.2	Pass
NVNT	a	5260	Ant0	4500	-59.33	2.97	0.24	39.11	Average	54	Pass
NVNT	a	5260	Ant0	4787.04	-45.11	2.97	-	53.09	Peak	68.2	Pass
NVNT	a	5260	Ant0	4772.22	-54.16	2.97	0.24	44.28	Average	54	Pass
NVNT	a	5260	Ant0	5150	-49.17	2.97	-	49.03	Peak	68.2	Pass
NVNT	a	5260	Ant0	5150	-55.77	2.97	0.24	42.67	Average	54	Pass
NVNT	a	5320	Ant0	5350	-39.77	2.97	-	58.43	Peak	68.2	Pass
NVNT	a	5320	Ant0	5350	-53.49	2.97	0.24	44.95	Average	54	Pass
NVNT	a	5320	Ant0	5350.6	-39.49	2.97	-	58.71	Peak	68.2	Pass
NVNT	a	5320	Ant0	5351.2	-53.3	2.97	0.24	45.14	Average	54	Pass
NVNT	a	5320	Ant0	5460	-50.26	2.97	-	47.94	Peak	68.2	Pass
NVNT	a	5320	Ant0	5460	-57.56	2.97	0.24	40.88	Average	54	Pass
NVNT	n20	5260	Ant0	4500	-51.63	2.97	-	46.57	Peak	68.2	Pass
NVNT	n20	5260	Ant0	4500	-59.21	2.97	0.12	39.11	Average	54	Pass
NVNT	n20	5260	Ant0	4892.34	-46.71	2.97	-	51.49	Peak	68.2	Pass
NVNT	n20	5260	Ant0	4787.82	-55.64	2.97	0.12	42.68	Average	54	Pass
NVNT	n20	5260	Ant0	5150	-48.7	2.97	-	49.50	Peak	68.2	Pass
NVNT	n20	5260	Ant0	5150	-56.26	2.97	0.12	42.06	Average	54	Pass
NVNT	n20	5320	Ant0	5350	-38.09	2.97	-	60.11	Peak	68.2	Pass
NVNT	n20	5320	Ant0	5350	-52.03	2.97	0.12	46.29	Average	54	Pass
NVNT	n20	5320	Ant0	5353.2	-35.75	2.97	-	62.45	Peak	68.2	Pass
NVNT	n20	5320	Ant0	5350	-52.03	2.97	0.12	46.29	Average	54	Pass
NVNT	n20	5320	Ant0	5460	-49.37	2.97	-	48.83	Peak	68.2	Pass
NVNT	n20	5320	Ant0	5460	-57.44	2.97	0.12	40.88	Average	54	Pass
NVNT	n40	5270	Ant0	4500	-50.68	2.97	-	47.52	Peak	68.2	Pass
NVNT	n40	5270	Ant0	4500	-59.16	2.97	0.12	39.16	Average	54	Pass
NVNT	n40	5270	Ant0	4807.8	-44.81	2.97	-	53.39	Peak	68.2	Pass
NVNT	n40	5270	Ant0	4806.99	-52.15	2.97	0.12	46.17	Average	54	Pass
NVNT	n40	5270	Ant0	5150	-48.39	2.97	-	49.81	Peak	68.2	Pass
NVNT	n40	5270	Ant0	5150	-56.91	2.97	0.12	41.41	Average	54	Pass
NVNT	n40	5310	Ant0	5350	-46.4	2.97	-	51.80	Peak	68.2	Pass
NVNT	n40	5310	Ant0	5350	-55.25	2.97	0.12	43.07	Average	54	Pass
NVNT	n40	5310	Ant0	5351.8	-40.94	2.97	-	57.26	Peak	68.2	Pass
NVNT	n40	5310	Ant0	5351	-55.02	2.97	0.12	43.30	Average	54	Pass
NVNT	n40	5310	Ant0	5460	-50.49	2.97	-	47.71	Peak	68.2	Pass
NVNT	n40	5310	Ant0	5460	-57.54	2.97	0.12	40.78	Average	54	Pass





NVNT	ac20	5260	Ant0	4500	-50.88	2.97	-	47.32	Peak	68.2	Pass
NVNT	ac20	5260	Ant0	4500	-59.36	2.97	0.12	38.96	Average	54	Pass
NVNT	ac20	5260	Ant0	5145.84	-46.35	2.97	-	51.85	Peak	68.2	Pass
NVNT	ac20	5260	Ant0	4772.22	-54.93	2.97	0.12	43.39	Average	54	Pass
NVNT	ac20	5260	Ant0	5150	-47.83	2.97	-	50.37	Peak	68.2	Pass
NVNT	ac20	5260	Ant0	5150	-56.53	2.97	0.12	41.79	Average	54	Pass
NVNT	ac20	5320	Ant0	5350	-44.59	2.97	-	53.61	Peak	68.2	Pass
NVNT	ac20	5320	Ant0	5350	-54.28	2.97	0.12	44.04	Average	54	Pass
NVNT	ac20	5320	Ant0	5350.8	-39.8	2.97	-	58.40	Peak	68.2	Pass
NVNT	ac20	5320	Ant0	5350	-54.28	2.97	0.12	44.04	Average	54	Pass
NVNT	ac20	5320	Ant0	5460	-49.13	2.97	-	49.07	Peak	68.2	Pass
NVNT	ac20	5320	Ant0	5460	-58.48	2.97	0.12	39.84	Average	54	Pass
NVNT	ac40	5270	Ant0	4500	-50.39	2.97	-	47.81	Peak	68.2	Pass
NVNT	ac40	5270	Ant0	4500	-59.1	2.97	0.12	39.22	Average	54	Pass
NVNT	ac40	5270	Ant0	4806.99	-43.74	2.97	-	54.46	Peak	68.2	Pass
NVNT	ac40	5270	Ant0	4806.18	-52.42	2.97	0.12	45.90	Average	54	Pass
NVNT	ac40	5270	Ant0	5150	-48.41	2.97	-	49.79	Peak	68.2	Pass
NVNT	ac40	5270	Ant0	5150	-56.79	2.97	0.12	41.53	Average	54	Pass
NVNT	ac40	5310	Ant0	5350	-45.18	2.97	-	53.02	Peak	68.2	Pass
NVNT	ac40	5310	Ant0	5350	-54.68	2.97	0.12	43.64	Average	54	Pass
NVNT	ac40	5310	Ant0	5352.8	-41.4	2.97	-	56.80	Peak	68.2	Pass
NVNT	ac40	5310	Ant0	5351.6	-54.6	2.97	0.12	43.72	Average	54	Pass
NVNT	ac40	5310	Ant0	5460	-51.31	2.97	-	46.89	Peak	68.2	Pass
NVNT	ac40	5310	Ant0	5460	-58.01	2.97	0.12	40.31	Average	54	Pass
NVNT	ax20	5260	Ant0	4500	-50.68	2.97	-	47.52	Peak	68.2	Pass
NVNT	ax20	5260	Ant0	4500	-59.09	2.97	0.12	39.23	Average	54	Pass
NVNT	ax20	5260	Ant0	5057.7	-46.53	2.97	-	51.67	Peak	68.2	Pass
NVNT	ax20	5260	Ant0	4772.22	-54.99	2.97	0.12	43.33	Average	54	Pass
NVNT	ax20	5260	Ant0	5150	-47.57	2.97	-	50.63	Peak	68.2	Pass
NVNT	ax20	5260	Ant0	5150	-56.74	2.97	0.12	41.58	Average	54	Pass
NVNT	ax20	5320	Ant0	5350	-39.81	2.97	-	58.39	Peak	68.2	Pass
NVNT	ax20	5320	Ant0	5350	-53.75	2.97	0.12	44.57	Average	54	Pass
NVNT	ax20	5320	Ant0	5460	-50.42	2.97	-	47.78	Peak	68.2	Pass
NVNT	ax20	5320	Ant0	5460	-58.04	2.97	0.12	40.28	Average	54	Pass
NVNT	ax20	5320	Ant0	5350	-39.81	2.97	-	58.39	Peak	68.2	Pass
NVNT	ax20	5320	Ant0	5350	-53.75	2.97	0.12	44.57	Average	54	Pass
NVNT	ax40	5270	Ant0	4500	-50.37	2.97	-	47.83	Peak	68.2	Pass
NVNT	ax40	5270	Ant0	4500	-58.75	2.97	0.12	39.57	Average	54	Pass
NVNT	ax40	5270	Ant0	4806.99	-43.65	2.97	-	54.55	Peak	68.2	Pass
NVNT	ax40	5270	Ant0	4806.99	-52.6	2.97	0.12	45.72	Average	54	Pass
NVNT	ax40	5270	Ant0	5150	-49.62	2.97	-	48.58	Peak	68.2	Pass





NVNT	ax40	5270	Ant0	5150	-56.67	2.97	0.12	41.65	Average	54	Pass
NVNT	ax40	5310	Ant0	5350	-43.42	2.97	-	54.78	Peak	68.2	Pass
NVNT	ax40	5310	Ant0	5350	-55.14	2.97	0.12	43.18	Average	54	Pass
NVNT	ax40	5310	Ant0	5351.2	-42.8	2.97	-	55.40	Peak	68.2	Pass
NVNT	ax40	5310	Ant0	5350.6	-55.06	2.97	0.12	43.26	Average	54	Pass
NVNT	ax40	5310	Ant0	5460	-49.99	2.97	-	48.21	Peak	68.2	Pass
NVNT	ax40	5310	Ant0	5460	-58.1	2.97	0.12	40.22	Average	54	Pass

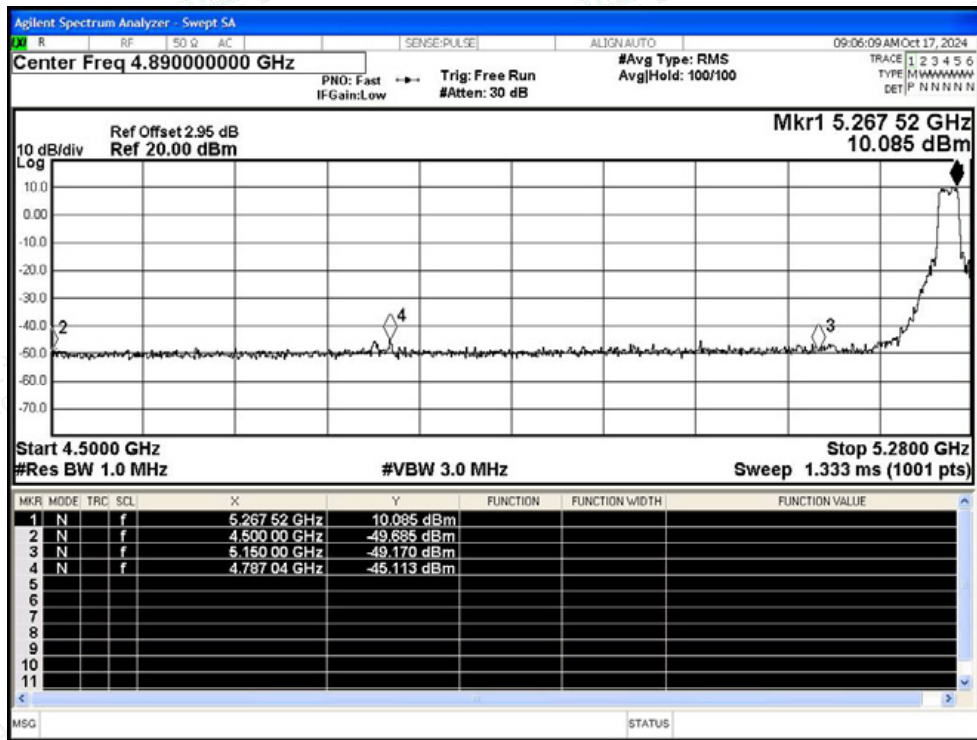


Shenzhen LCS Compliance Testing Laboratory Ltd.
Add: 101, 201 Bldg A & 301 Bldg C, Juji Industrial Park Yabianxueziwei, Shajing Street, Baoan District, Shenzhen, 518000, China
Tel: +(86) 0755-82591330 | E-mail: webmaster@lcs-cert.com | Web: www.lcs-cert.com
Scan code to check authenticity

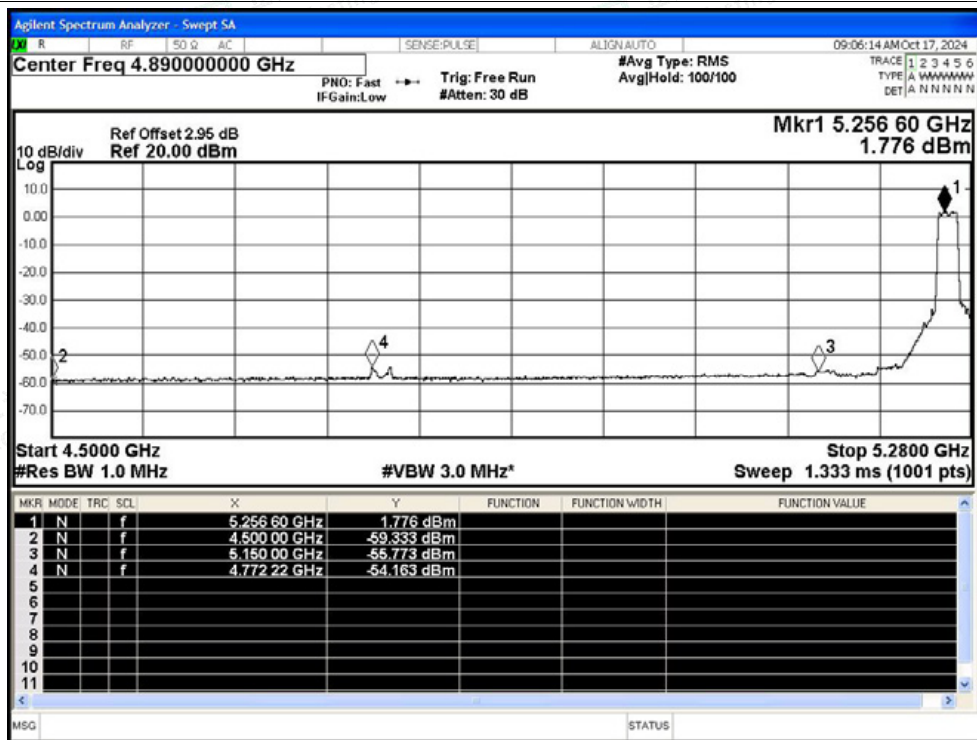


Test Graphs

Restrict Band NVNT a 5260MHz Ant0 Peak

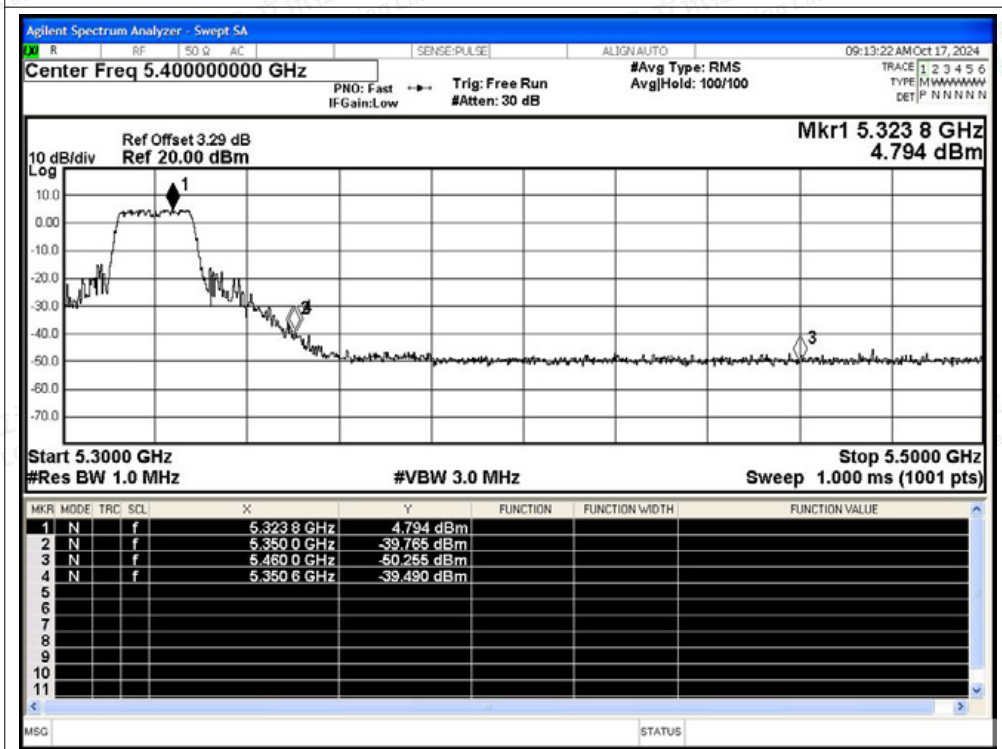


Restrict Band NVNT a 5260MHz Ant0 Average

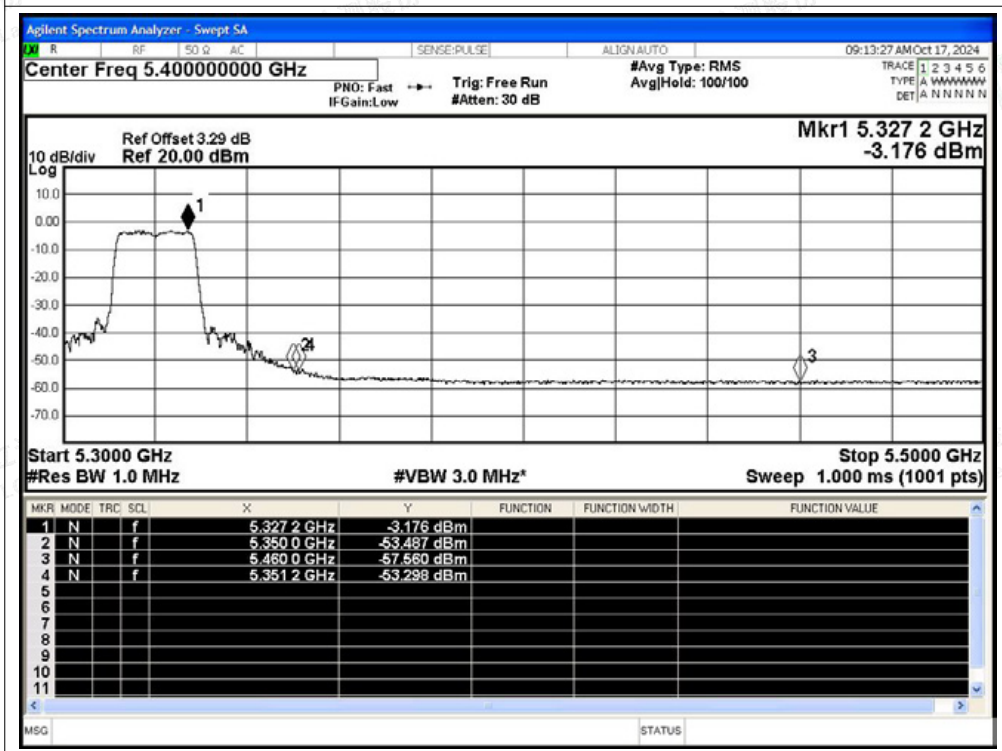




Restrict Band NVNT a 5320MHz Ant0 Peak

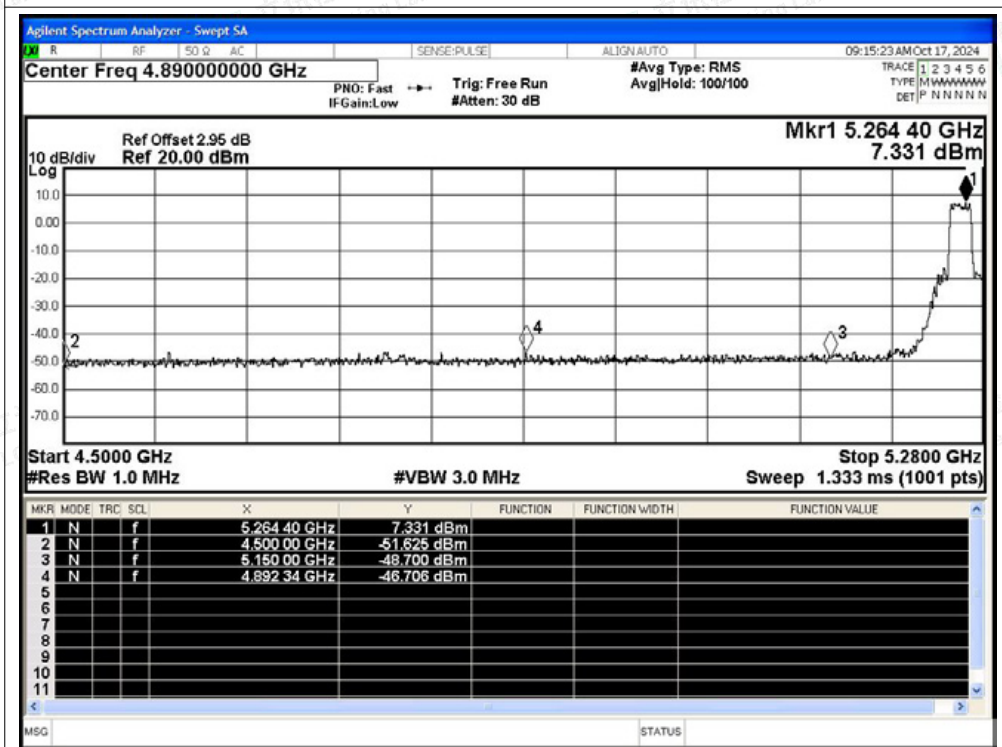


Restrict Band NVNT a 5320MHz Ant0 Average

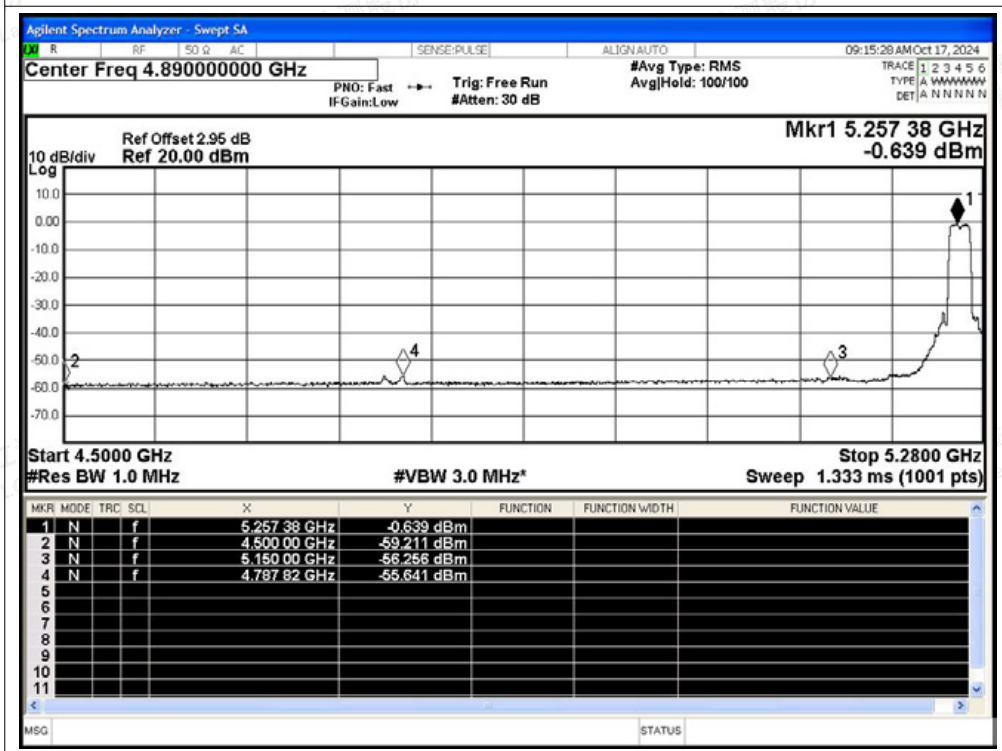




Restrict Band NVNT n20 5260MHz Ant0 Peak

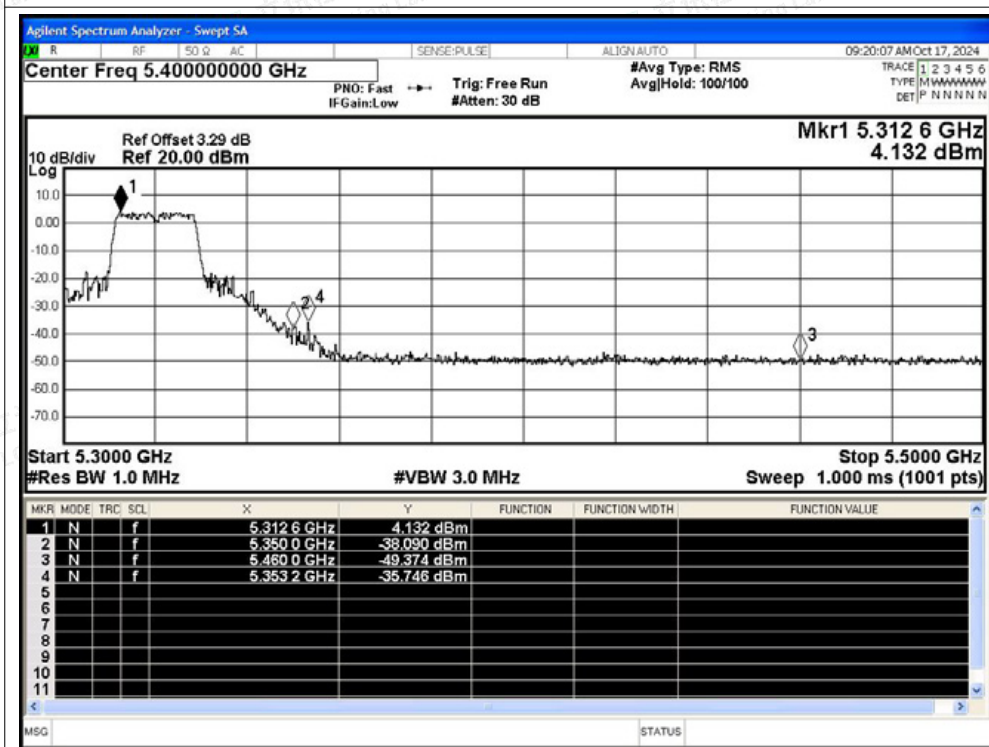


Restrict Band NVNT n20 5260MHz Ant0 Average

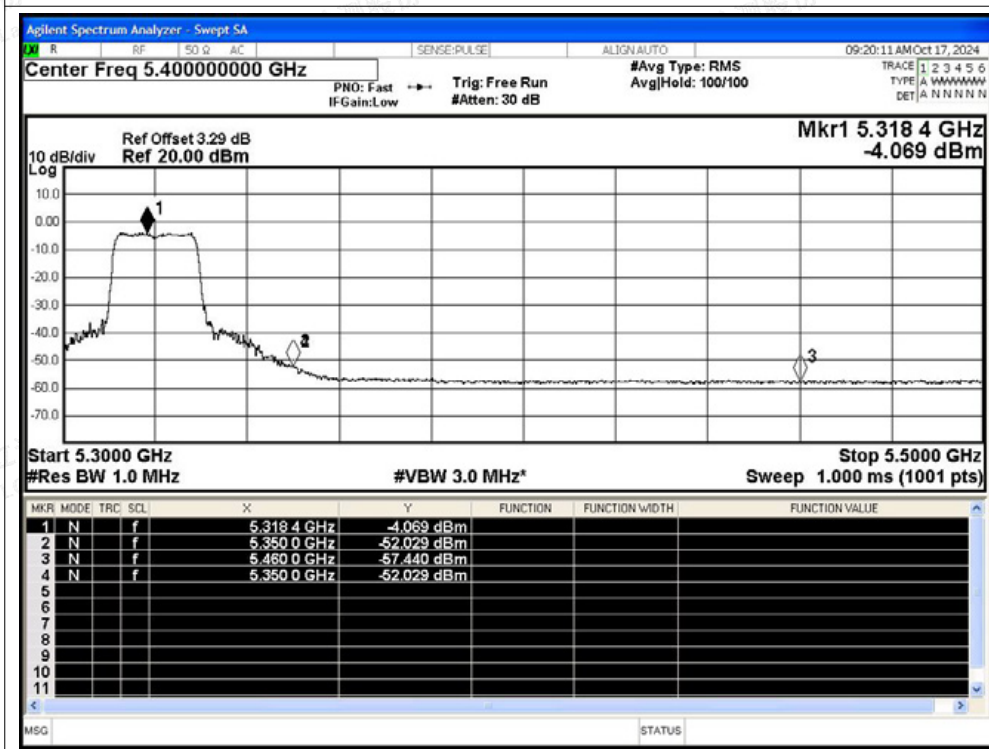




Restrict Band NVNT n20 5320MHz Ant0 Peak

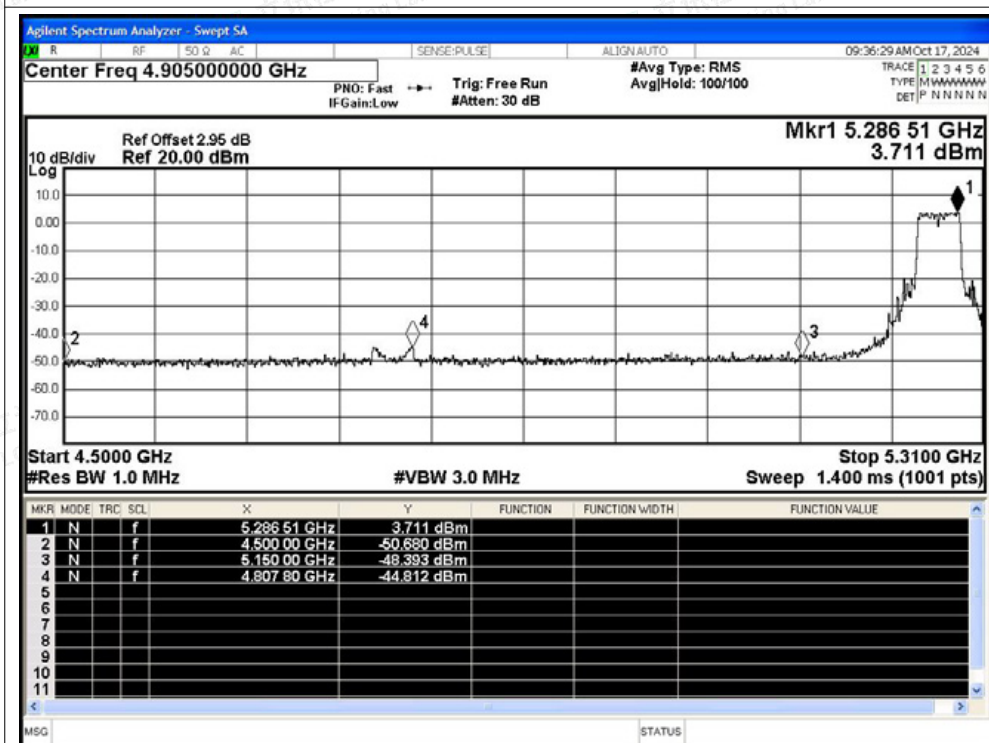


Restrict Band NVNT n20 5320MHz Ant0 Average

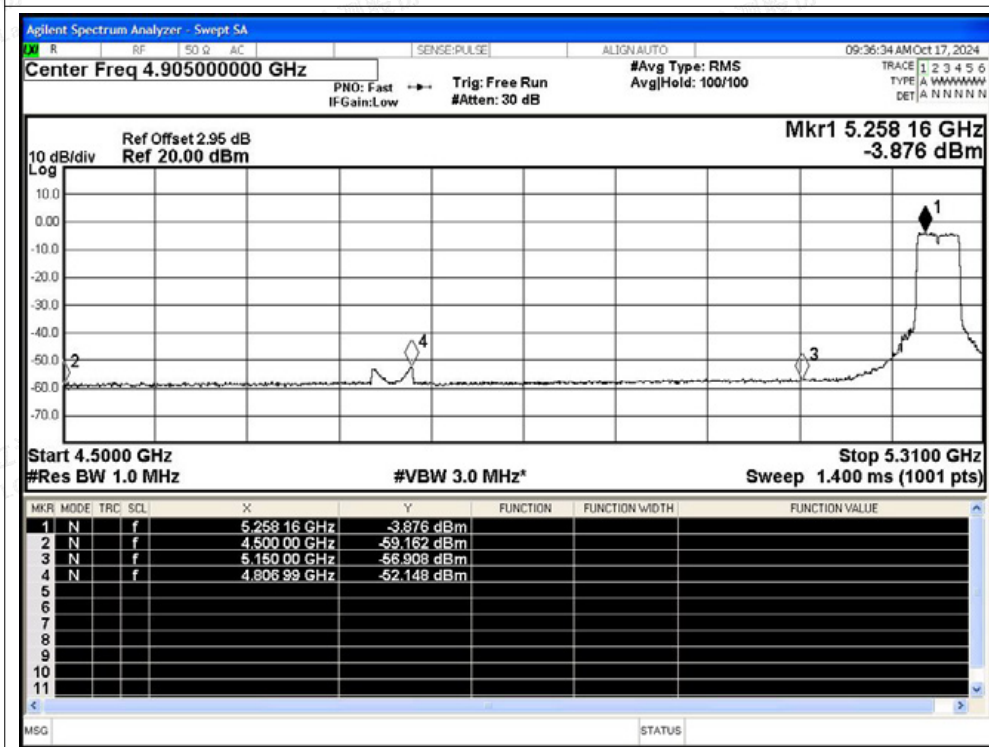




Restrict Band NVNT n40 5270MHz Ant0 Peak

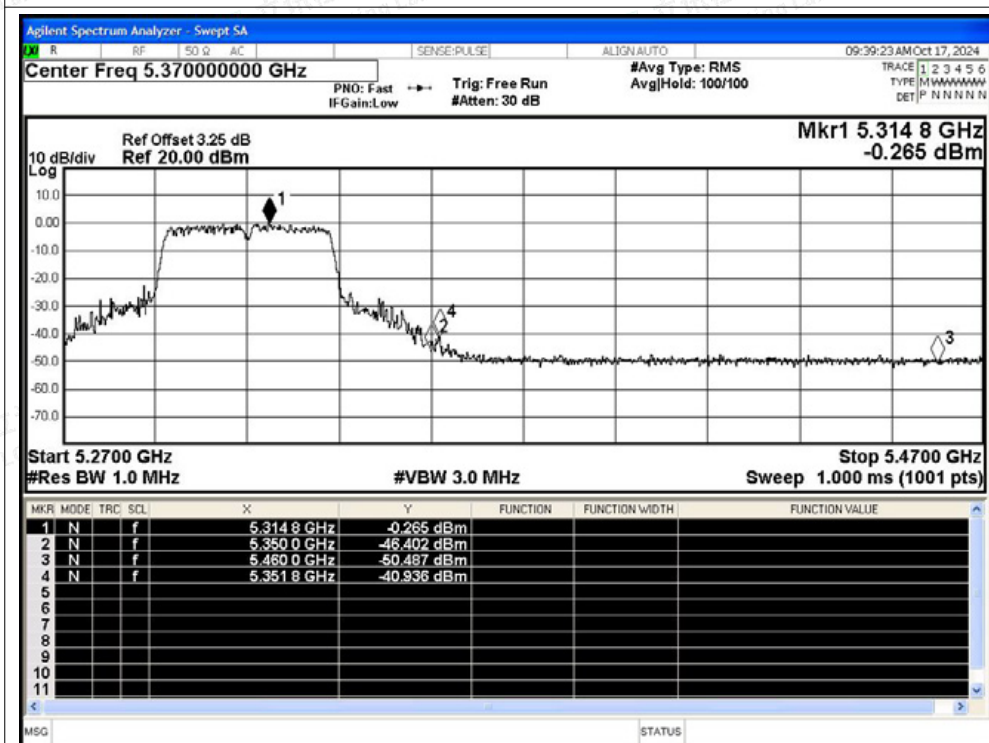


Restrict Band NVNT n40 5270MHz Ant0 Average

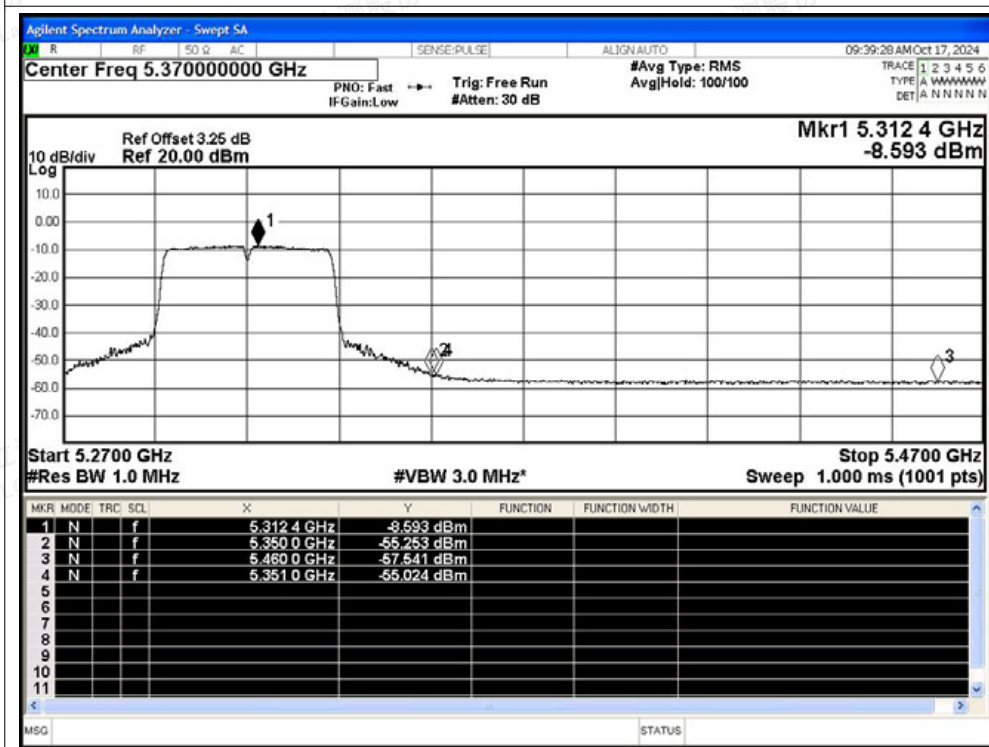




Restrict Band NVNT n40 5310MHz Ant0 Peak

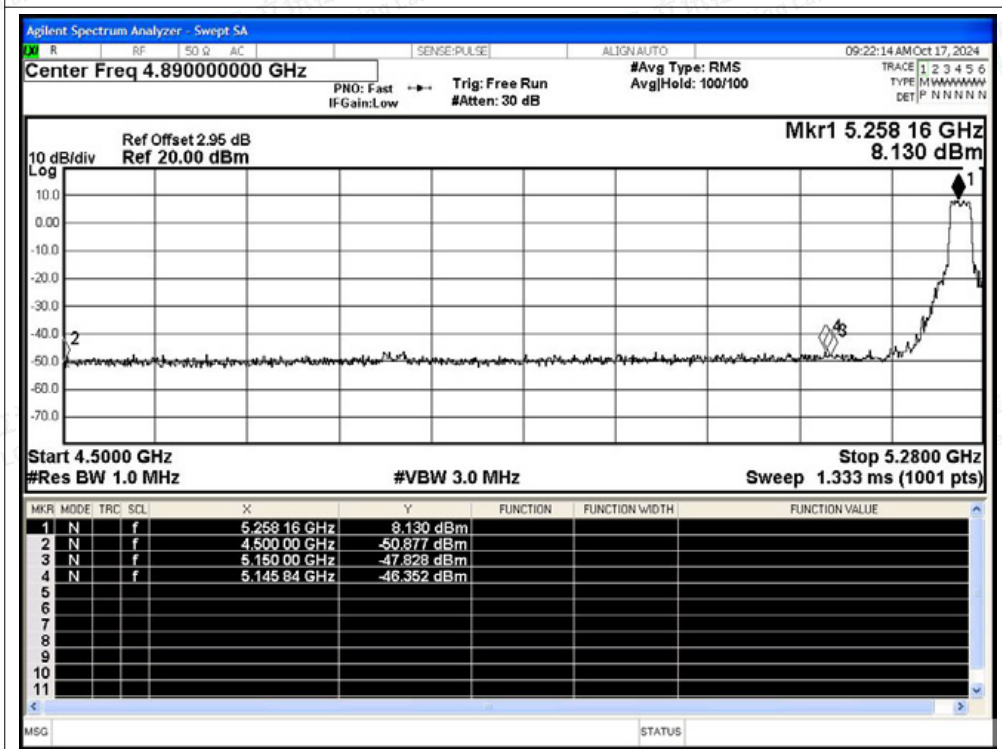


Restrict Band NVNT n40 5310MHz Ant0 Average

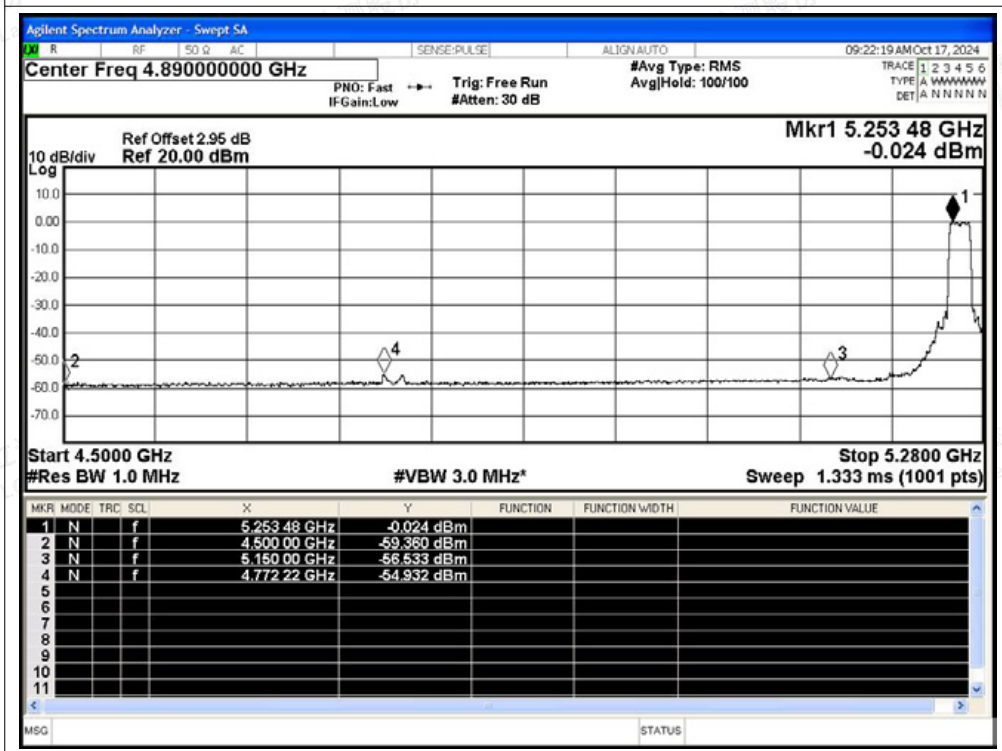




Restrict Band NVNT ac20 5260MHz Ant0 Peak

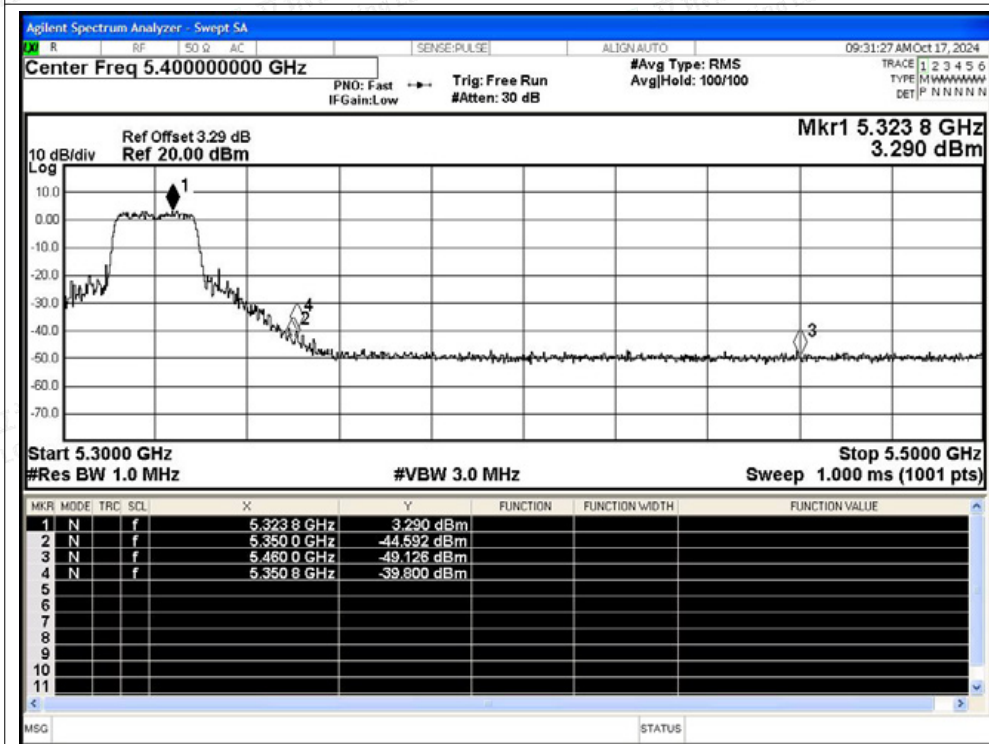


Restrict Band NVNT ac20 5260MHz Ant0 Average

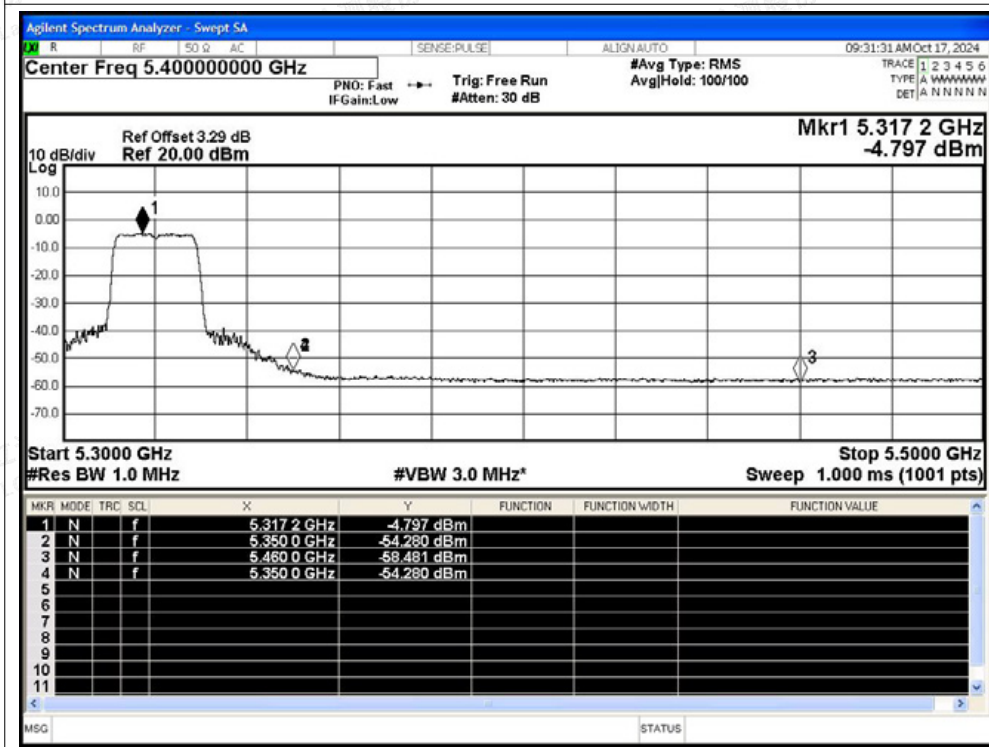




Restrict Band NVNT ac20 5320MHz Ant0 Peak

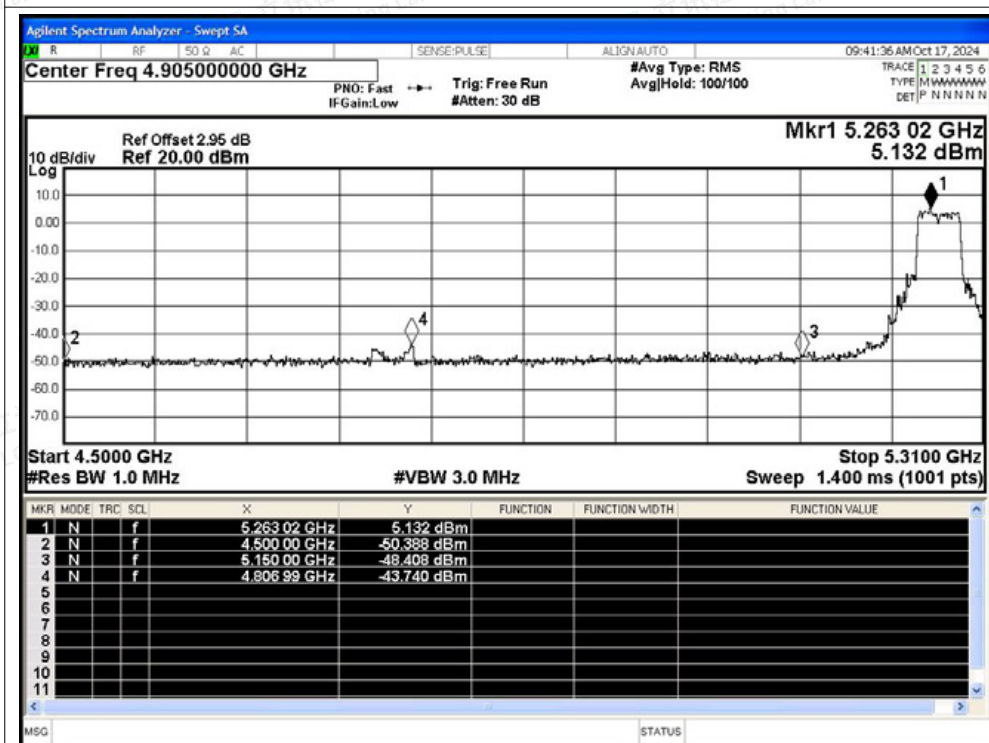


Restrict Band NVNT ac20 5320MHz Ant0 Average

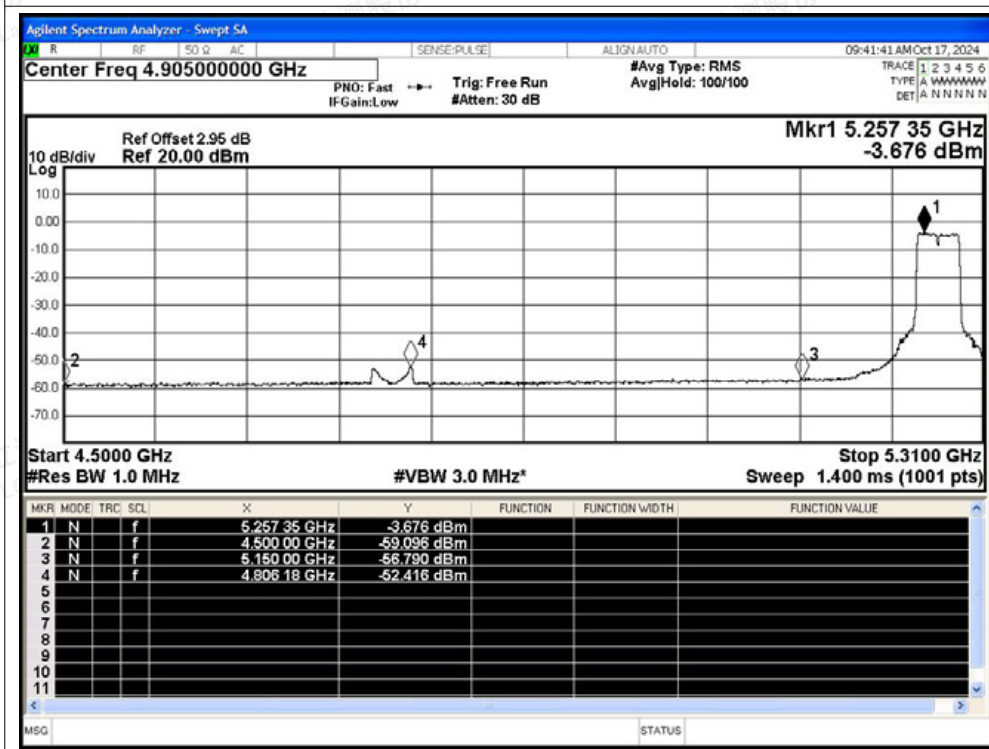




Restrict Band NVNT ac40 5270MHz Ant0 Peak

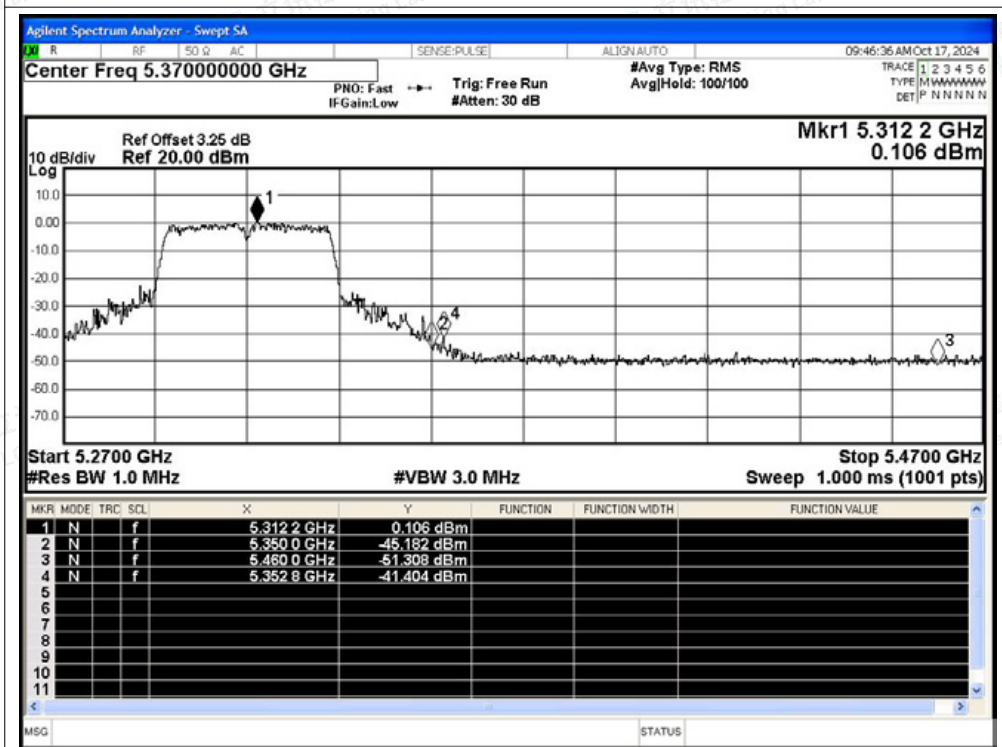


Restrict Band NVNT ac40 5270MHz Ant0 Average

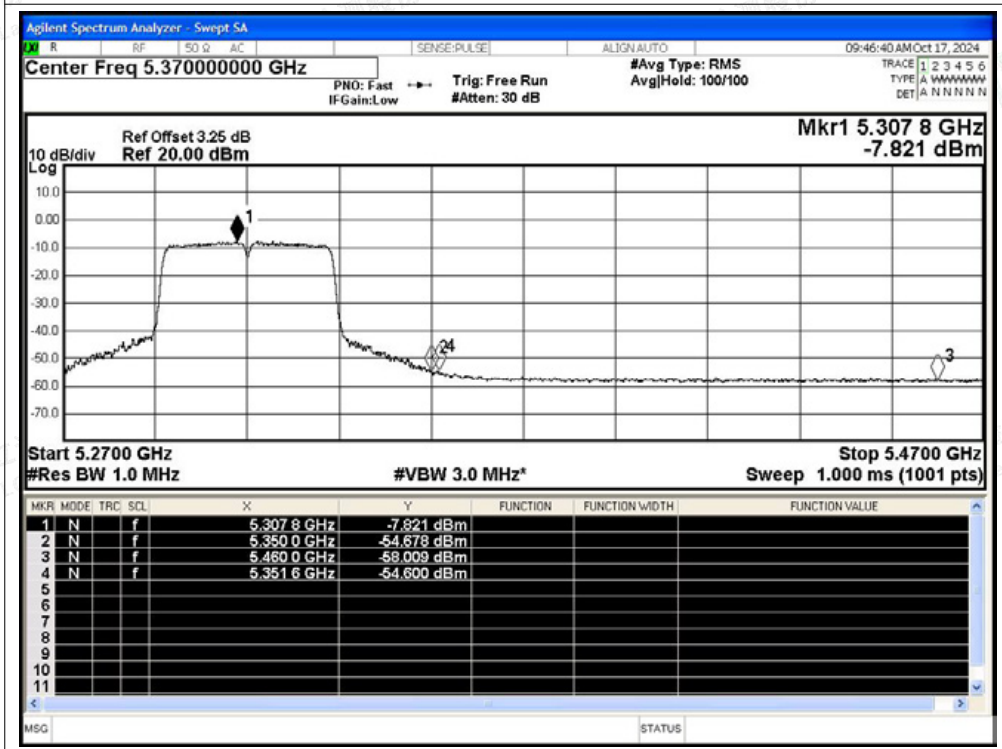




Restrict Band NVNT ac40 5310MHz Ant0 Peak

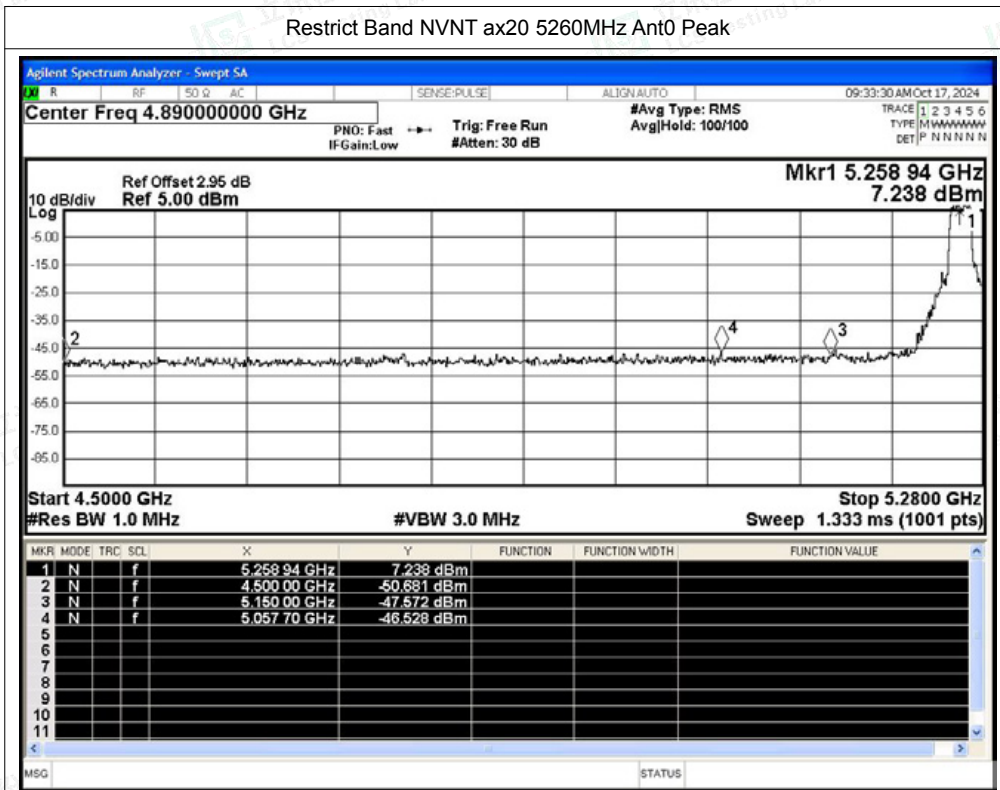


Restrict Band NVNT ac40 5310MHz Ant0 Average

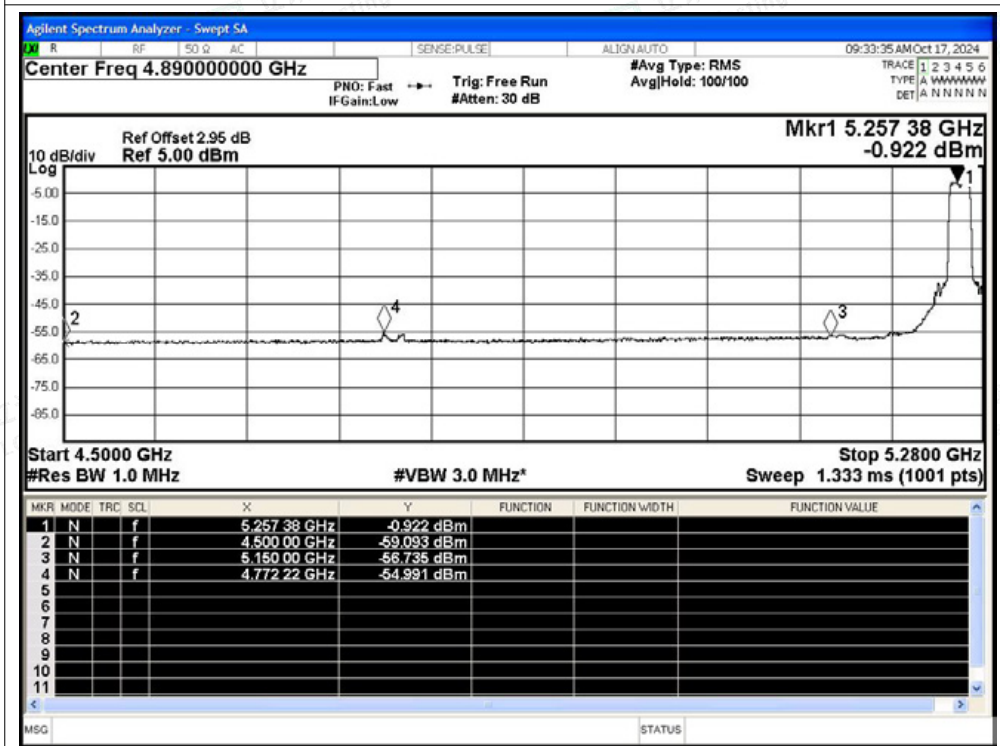




Restrict Band NVNT ax20 5260MHz Ant0 Peak

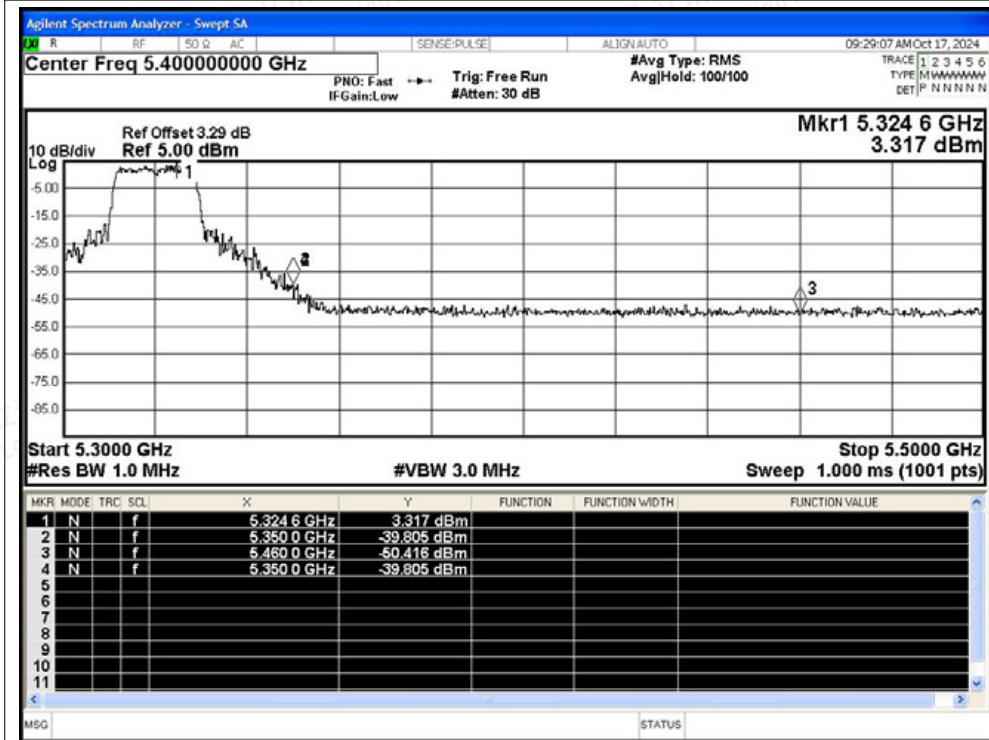


Restrict Band NVNT ax20 5260MHz Ant0 Average

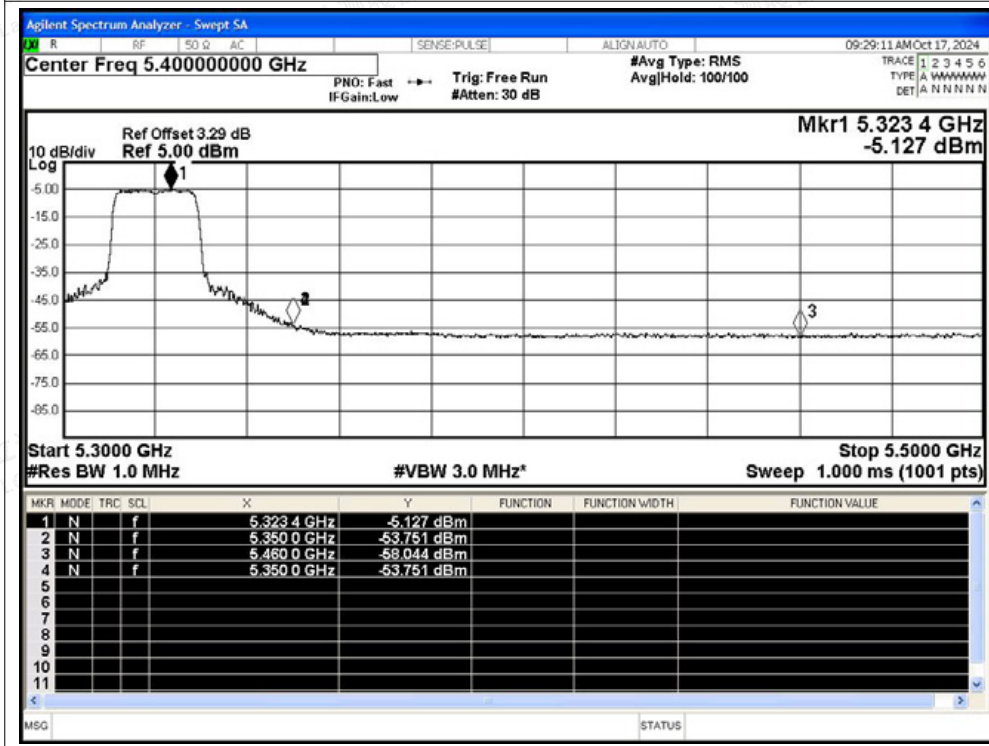




Restrict Band NVNT ax20 5320MHz Ant0 Peak

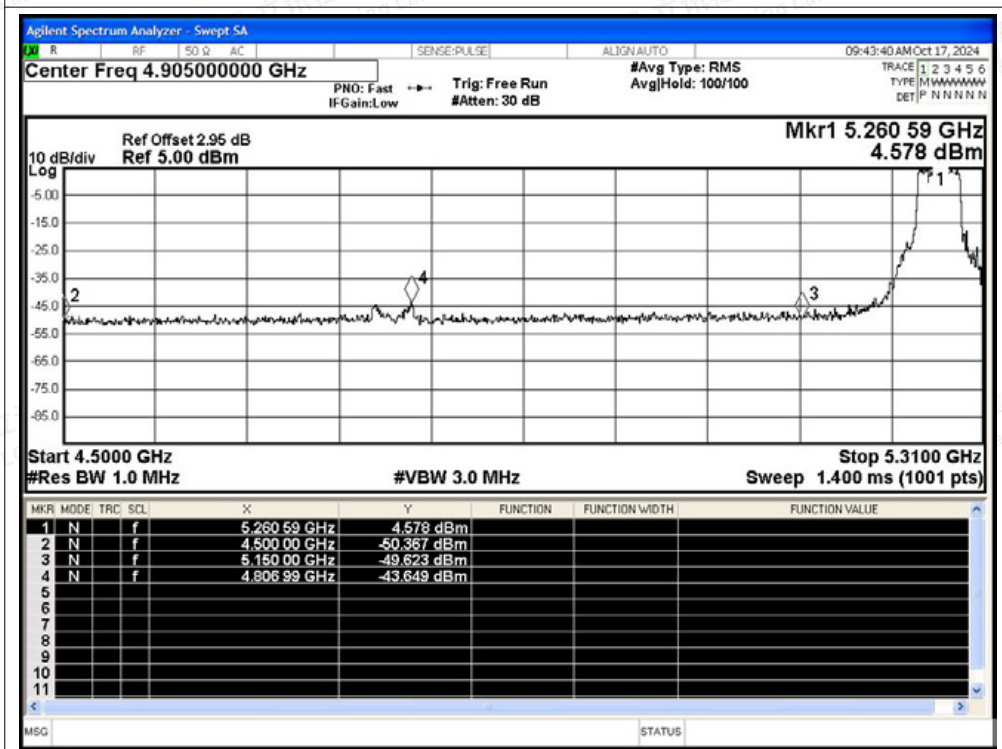


Restrict Band NVNT ax20 5320MHz Ant0 Average

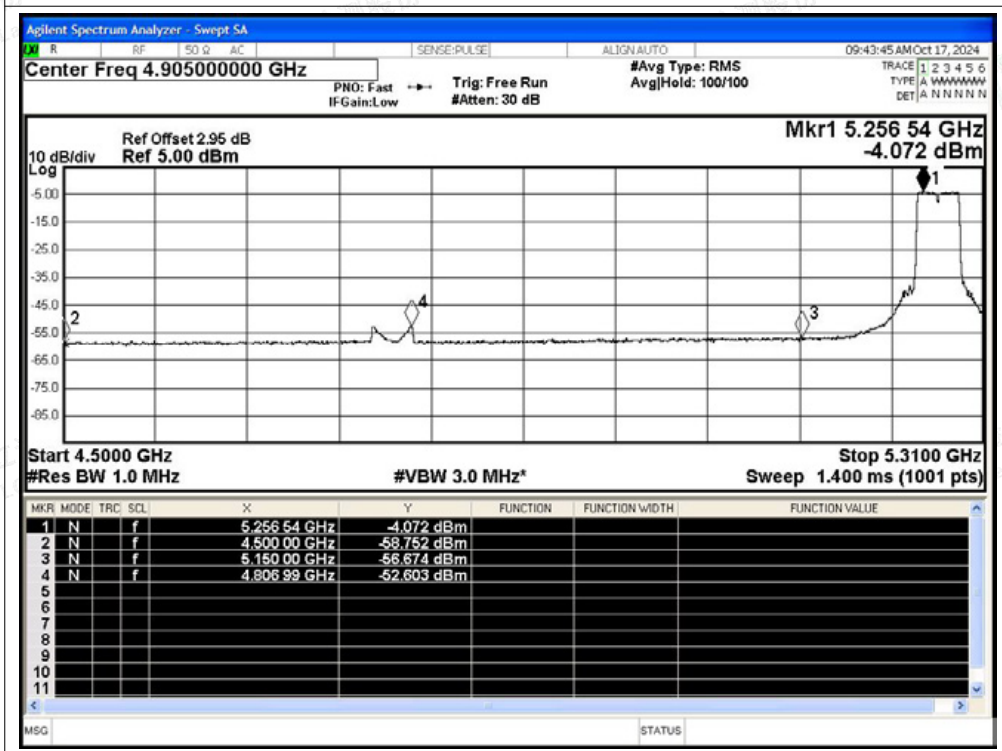




Restrict Band NVNT ax40 5270MHz Ant0 Peak

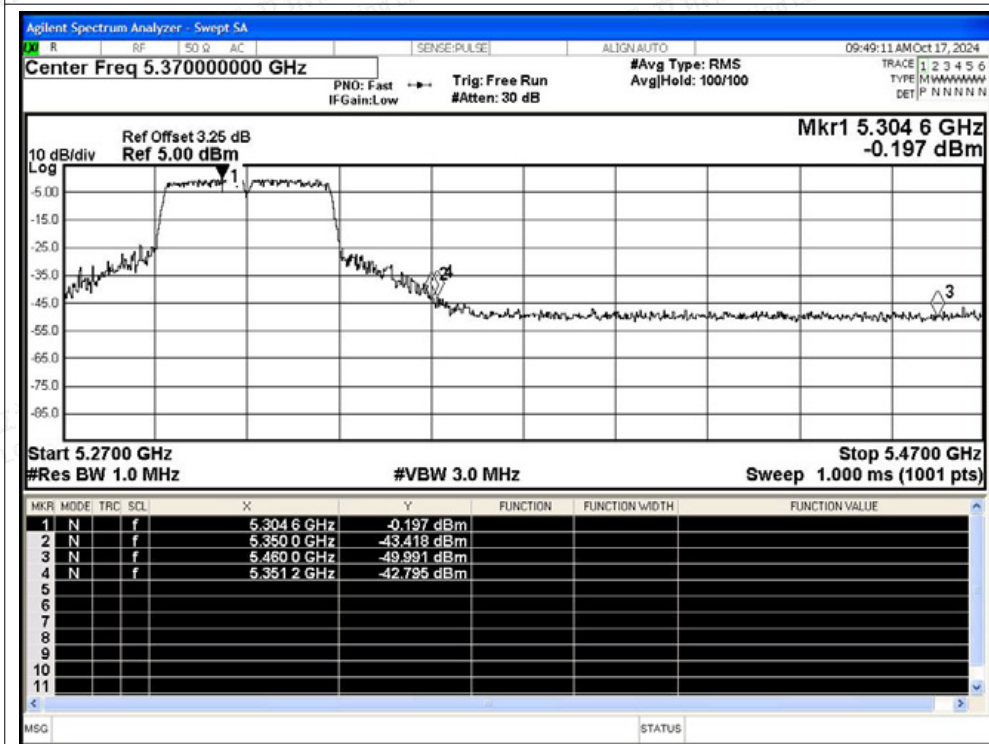


Restrict Band NVNT ax40 5270MHz Ant0 Average

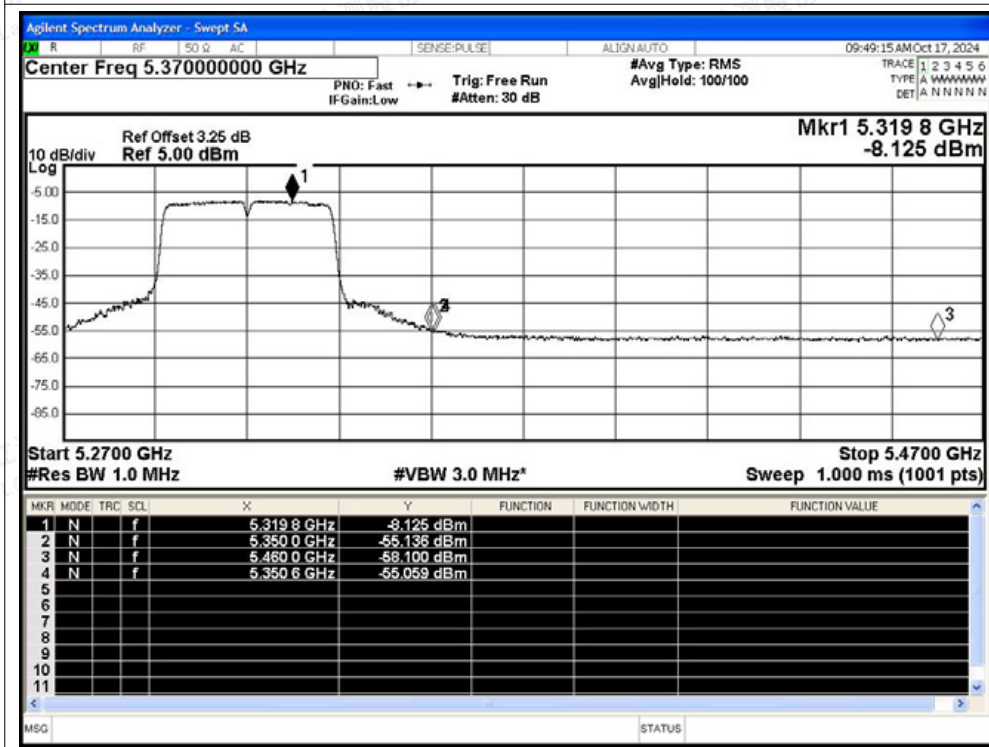




Restrict Band NVNT ax40 5310MHz Ant0 Peak



Restrict Band NVNT ax40 5310MHz Ant0 Average





Condition	Mode	Frequency (MHz)	Antenna	Spur Freq (MHz)	Power (dBm)	Gain (dBi)	Duty Factor (dB)	E (dBuV/m)	Detector	Limit (dBuV/m)	Verdict
NVNT	a	5260	Ant1	4500	-50.28	2.97	-	47.92	Peak	68.2	Pass
NVNT	a	5260	Ant1	4500	-59.2	2.97	0.24	39.24	Average	54	Pass
NVNT	a	5260	Ant1	5101.38	-46.29	2.97	-	51.91	Peak	68.2	Pass
NVNT	a	5260	Ant1	4772.22	-54.69	2.97	0.24	43.75	Average	54	Pass
NVNT	a	5260	Ant1	5150	-48.1	2.97	-	50.10	Peak	68.2	Pass
NVNT	a	5260	Ant1	5150	-57.26	2.97	0.24	41.18	Average	54	Pass
NVNT	a	5320	Ant1	5350	-44.48	2.97	-	53.72	Peak	68.2	Pass
NVNT	a	5320	Ant1	5350	-55.26	2.97	0.24	43.18	Average	54	Pass
NVNT	a	5320	Ant1	5352.4	-43.63	2.97	-	54.57	Peak	68.2	Pass
NVNT	a	5320	Ant1	5350	-55.26	2.97	0.24	43.18	Average	54	Pass
NVNT	a	5320	Ant1	5460	-48.48	2.97	-	49.72	Peak	68.2	Pass
NVNT	a	5320	Ant1	5460	-57.51	2.97	0.24	40.93	Average	54	Pass
NVNT	n20	5260	Ant1	4500	-50.12	2.97	-	48.08	Peak	68.2	Pass
NVNT	n20	5260	Ant1	4500	-59.78	2.97	0.12	38.54	Average	54	Pass
NVNT	n20	5260	Ant1	4773.78	-45.88	2.97	-	52.32	Peak	68.2	Pass
NVNT	n20	5260	Ant1	4787.82	-55.46	2.97	0.12	42.86	Average	54	Pass
NVNT	n20	5260	Ant1	5150	-48.29	2.97	-	49.91	Peak	68.2	Pass
NVNT	n20	5260	Ant1	5150	-56.55	2.97	0.12	41.77	Average	54	Pass
NVNT	n20	5320	Ant1	5350	-41.9	2.97	-	56.30	Peak	68.2	Pass
NVNT	n20	5320	Ant1	5350	-54.1	2.97	0.12	44.22	Average	54	Pass
NVNT	n20	5320	Ant1	5352.8	-40.17	2.97	-	58.03	Peak	68.2	Pass
NVNT	n20	5320	Ant1	5350.2	-52.54	2.97	0.12	45.78	Average	54	Pass
NVNT	n20	5320	Ant1	5460	-50.99	2.97	-	47.21	Peak	68.2	Pass
NVNT	n20	5320	Ant1	5460	-57.28	2.97	0.12	41.04	Average	54	Pass
NVNT	n40	5270	Ant1	4500	-49.63	2.97	-	48.57	Peak	68.2	Pass
NVNT	n40	5270	Ant1	4500	-59.01	2.97	0.12	39.31	Average	54	Pass
NVNT	n40	5270	Ant1	4808.61	-45.02	2.97	-	53.18	Peak	68.2	Pass
NVNT	n40	5270	Ant1	4806.99	-53.28	2.97	0.12	45.04	Average	54	Pass
NVNT	n40	5270	Ant1	5150	-49.02	2.97	-	49.18	Peak	68.2	Pass
NVNT	n40	5270	Ant1	5150	-57.45	2.97	0.12	40.87	Average	54	Pass
NVNT	n40	5310	Ant1	5350	-44.94	2.97	-	53.26	Peak	68.2	Pass
NVNT	n40	5310	Ant1	5350	-55.13	2.97	0.12	43.19	Average	54	Pass
NVNT	n40	5310	Ant1	5351.6	-41.53	2.97	-	56.67	Peak	68.2	Pass
NVNT	n40	5310	Ant1	5350.8	-54.32	2.97	0.12	44.00	Average	54	Pass
NVNT	n40	5310	Ant1	5460	-48.52	2.97	-	49.68	Peak	68.2	Pass
NVNT	n40	5310	Ant1	5460	-58.13	2.97	0.12	40.19	Average	54	Pass
NVNT	ac20	5260	Ant1	4500	-50.13	2.97	-	48.07	Peak	68.2	Pass





NVNT	ac20	5260	Ant1	4500	-58.69	2.97	0.12	39.63	Average	54	Pass
NVNT	ac20	5260	Ant1	4773	-46.39	2.97	-	51.81	Peak	68.2	Pass
NVNT	ac20	5260	Ant1	4772.22	-55.17	2.97	0.12	43.15	Average	54	Pass
NVNT	ac20	5260	Ant1	5150	-47.99	2.97	-	50.21	Peak	68.2	Pass
NVNT	ac20	5260	Ant1	5150	-56.16	2.97	0.12	42.16	Average	54	Pass
NVNT	ac20	5320	Ant1	5350	-44.24	2.97	-	53.96	Peak	68.2	Pass
NVNT	ac20	5320	Ant1	5350	-55.47	2.97	0.12	42.85	Average	54	Pass
NVNT	ac20	5320	Ant1	5355	-41.85	2.97	-	56.35	Peak	68.2	Pass
NVNT	ac20	5320	Ant1	5350.6	-54.26	2.97	0.12	44.06	Average	54	Pass
NVNT	ac20	5320	Ant1	5460	-49.79	2.97	-	48.41	Peak	68.2	Pass
NVNT	ac20	5320	Ant1	5460	-58.02	2.97	0.12	40.30	Average	54	Pass
NVNT	ac40	5270	Ant1	4500	-50.51	2.97	-	47.69	Peak	68.2	Pass
NVNT	ac40	5270	Ant1	4500	-59.11	2.97	0.12	39.21	Average	54	Pass
NVNT	ac40	5270	Ant1	4777.02	-44.66	2.97	-	53.54	Peak	68.2	Pass
NVNT	ac40	5270	Ant1	4806.18	-53.41	2.97	0.12	44.91	Average	54	Pass
NVNT	ac40	5270	Ant1	5150	-49.44	2.97	-	48.76	Peak	68.2	Pass
NVNT	ac40	5270	Ant1	5150	-56.34	2.97	0.12	41.98	Average	54	Pass
NVNT	ac40	5310	Ant1	5350	-43.77	2.97	-	54.43	Peak	68.2	Pass
NVNT	ac40	5310	Ant1	5350	-54.96	2.97	0.12	43.36	Average	54	Pass
NVNT	ac40	5310	Ant1	5350.4	-38.01	2.97	-	60.19	Peak	68.2	Pass
NVNT	ac40	5310	Ant1	5350.2	-53.92	2.97	0.12	44.40	Average	54	Pass
NVNT	ac40	5310	Ant1	5460	-50.13	2.97	-	48.07	Peak	68.2	Pass
NVNT	ac40	5310	Ant1	5460	-58.02	2.97	0.12	40.30	Average	54	Pass
NVNT	ax20	5260	Ant1	4500	-50.85	2.97	-	47.35	Peak	68.2	Pass
NVNT	ax20	5260	Ant1	4500	-58.99	2.97	0.12	39.33	Average	54	Pass
NVNT	ax20	5260	Ant1	4773	-46.87	2.97	-	51.33	Peak	68.2	Pass
NVNT	ax20	5260	Ant1	4787.82	-55.92	2.97	0.12	42.40	Average	54	Pass
NVNT	ax20	5260	Ant1	5150	-48.3	2.97	-	49.90	Peak	68.2	Pass
NVNT	ax20	5260	Ant1	5150	-57.13	2.97	0.12	41.19	Average	54	Pass
NVNT	ax20	5320	Ant1	5350	-42.46	2.97	-	55.74	Peak	68.2	Pass
NVNT	ax20	5320	Ant1	5350	-54.61	2.97	0.12	43.71	Average	54	Pass
NVNT	ax20	5320	Ant1	5352.2	-40.69	2.97	-	57.51	Peak	68.2	Pass
NVNT	ax20	5320	Ant1	5350.6	-54.29	2.97	0.12	44.03	Average	54	Pass
NVNT	ax20	5320	Ant1	5460	-50.6	2.97	-	47.60	Peak	68.2	Pass
NVNT	ax20	5320	Ant1	5460	-57.86	2.97	0.12	40.46	Average	54	Pass
NVNT	ax40	5270	Ant1	4500	-49.47	2.97	-	48.73	Peak	68.2	Pass
NVNT	ax40	5270	Ant1	4500	-59.07	2.97	0.12	39.25	Average	54	Pass
NVNT	ax40	5270	Ant1	4807.8	-43.9	2.97	-	54.30	Peak	68.2	Pass
NVNT	ax40	5270	Ant1	4806.99	-53.32	2.97	0.12	45.00	Average	54	Pass
NVNT	ax40	5270	Ant1	5150	-49.27	2.97	-	48.93	Peak	68.2	Pass
NVNT	ax40	5270	Ant1	5150	-56.71	2.97	0.12	41.61	Average	54	Pass





NVNT	ax40	5310	Ant1	5350	-42.75	2.97	-	55.45	Peak	68.2	Pass
NVNT	ax40	5310	Ant1	5350	-55	2.97	0.12	43.32	Average	54	Pass
NVNT	ax40	5310	Ant1	5353.2	-41.88	2.97	-	56.32	Peak	68.2	Pass
NVNT	ax40	5310	Ant1	5350.8	-54.45	2.97	0.12	43.87	Average	54	Pass
NVNT	ax40	5310	Ant1	5460	-50.78	2.97	-	47.42	Peak	68.2	Pass
NVNT	ax40	5310	Ant1	5460	-58.01	2.97	0.12	40.31	Average	54	Pass

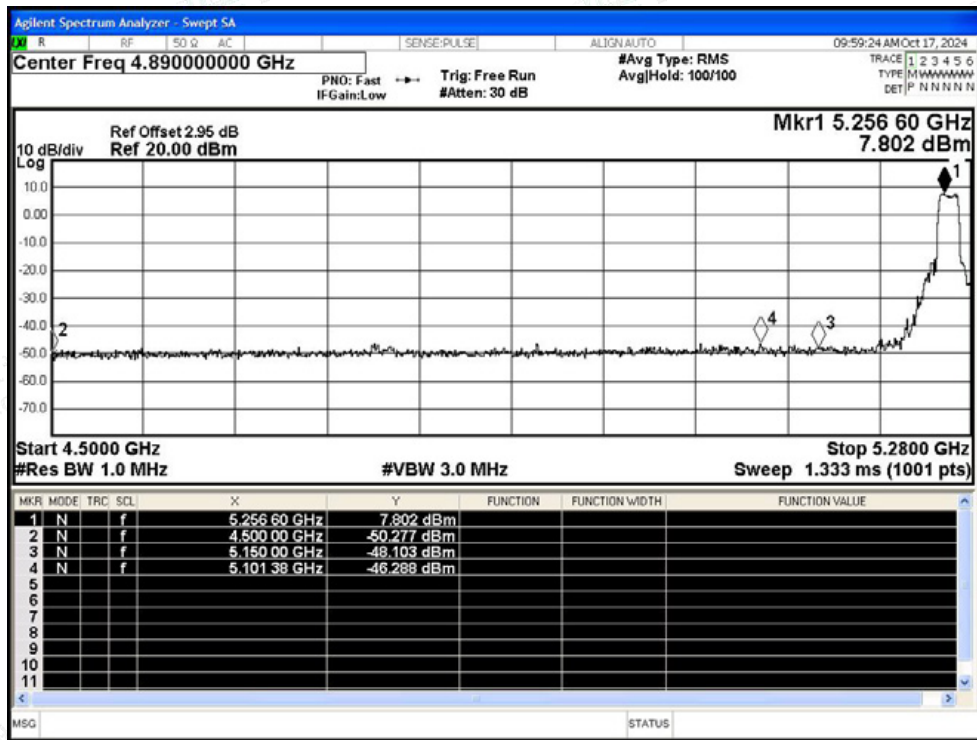


Shenzhen LCS Compliance Testing Laboratory Ltd.
Add: 101, 201 Bldg A & 301 Bldg C, Juji Industrial Park Yabianxueziwei, Shajing Street, Baoan District, Shenzhen, 518000, China
Tel: +(86) 0755-82591330 | E-mail: webmaster@lcs-cert.com | Web: www.lcs-cert.com
Scan code to check authenticity

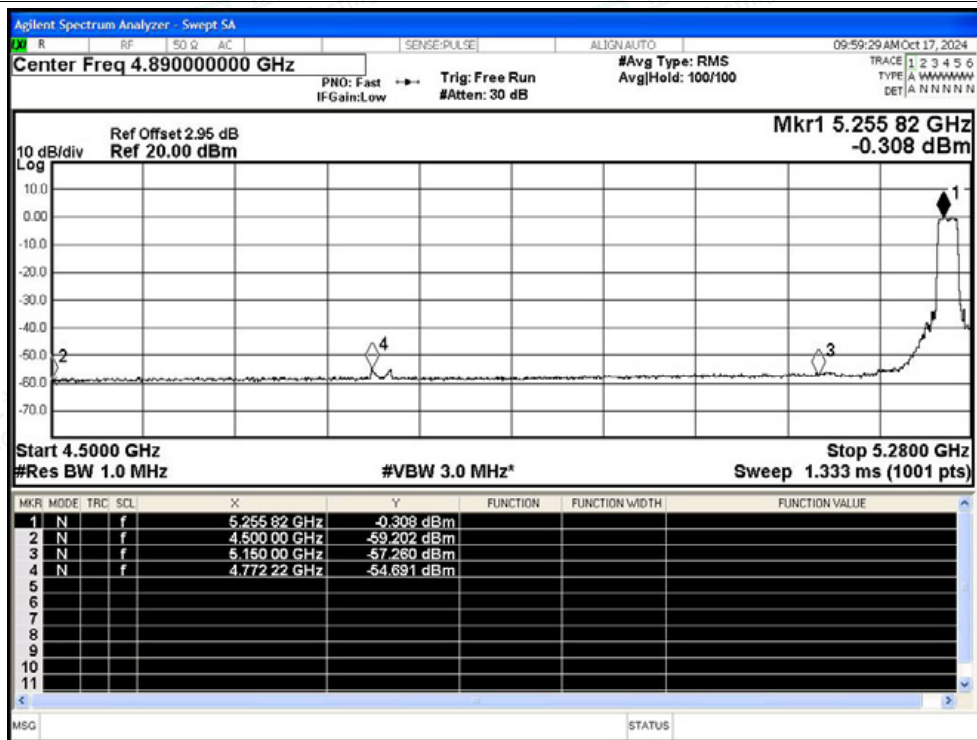


Test Graphs

Restrict Band NVNT a 5260MHz Ant1 Peak

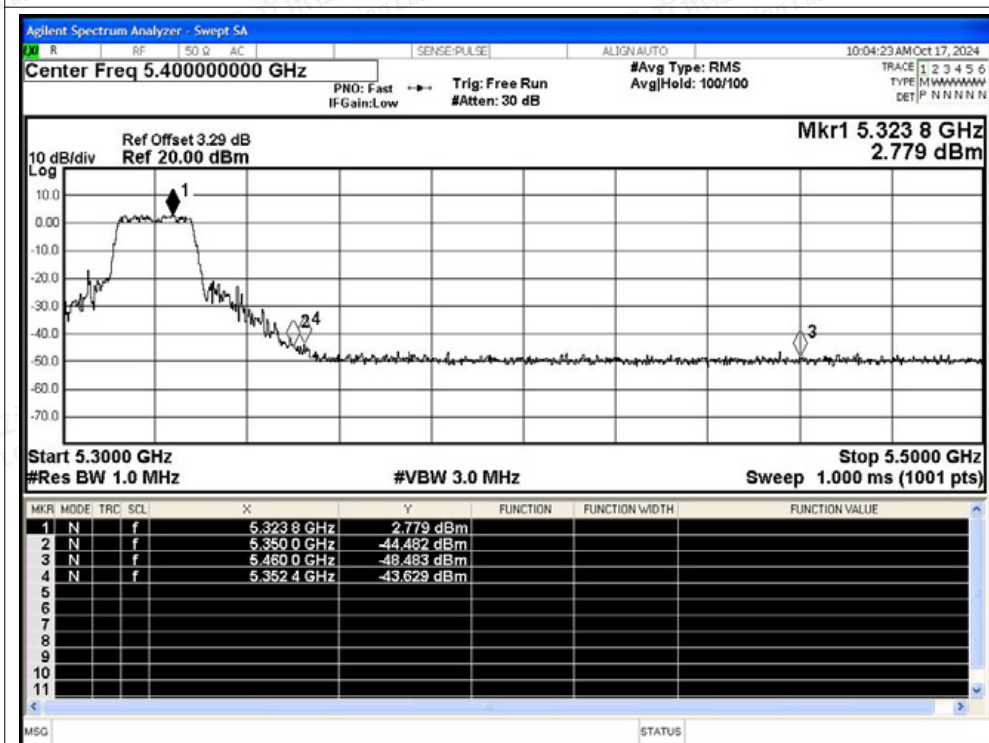


Restrict Band NVNT a 5260MHz Ant1 Average

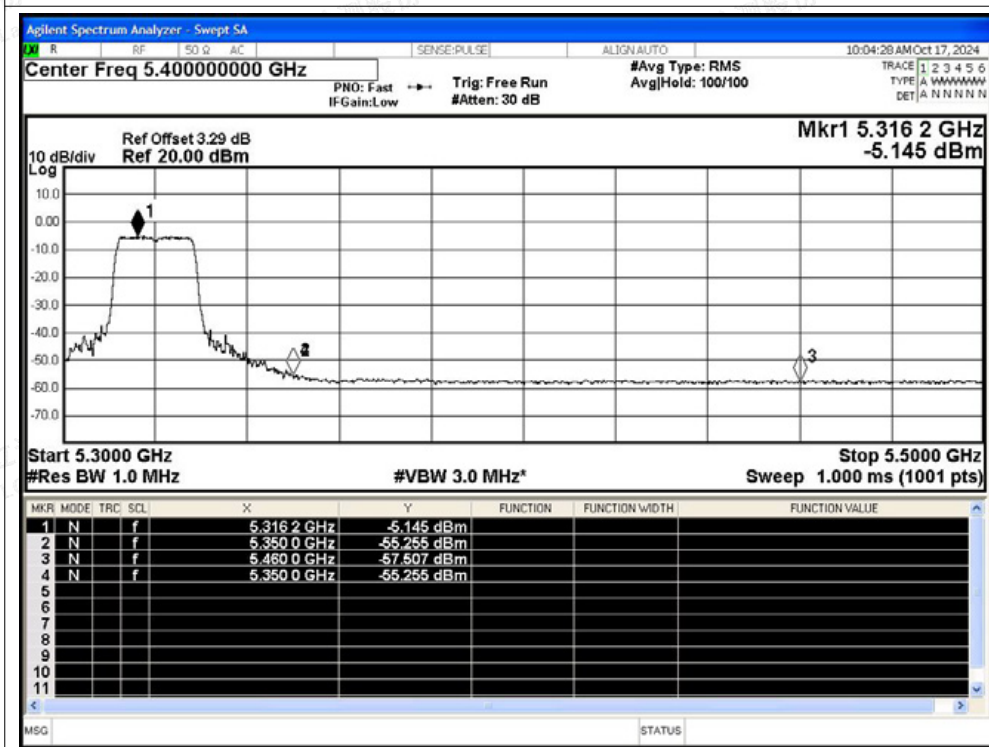




Restrict Band NVNT a 5320MHz Ant1 Peak

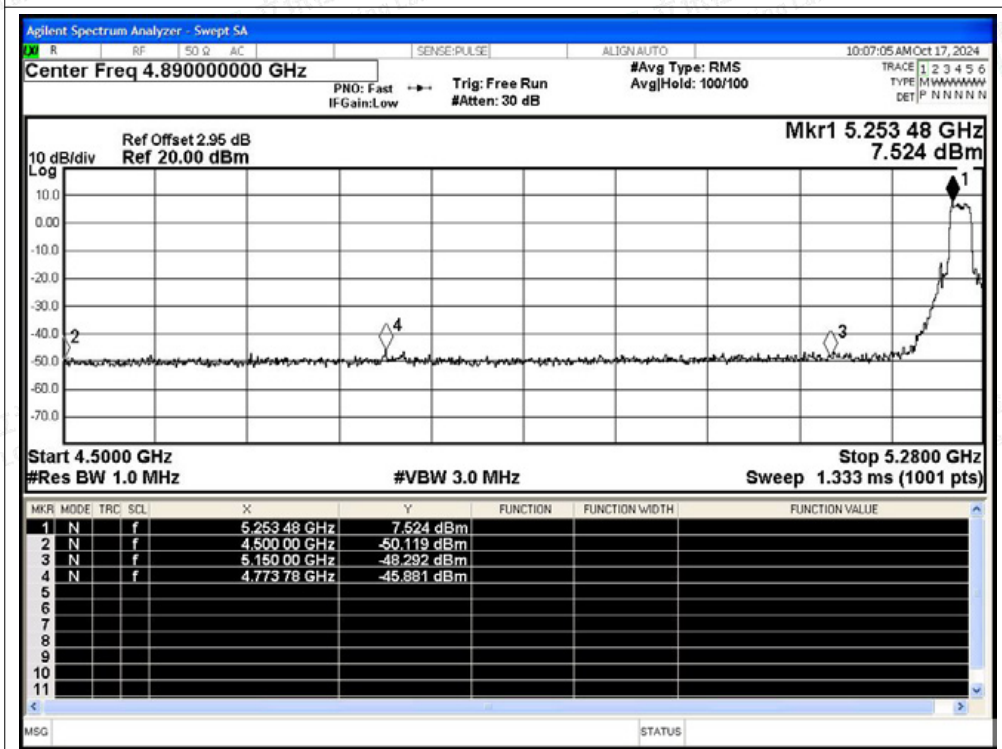


Restrict Band NVNT a 5320MHz Ant1 Average

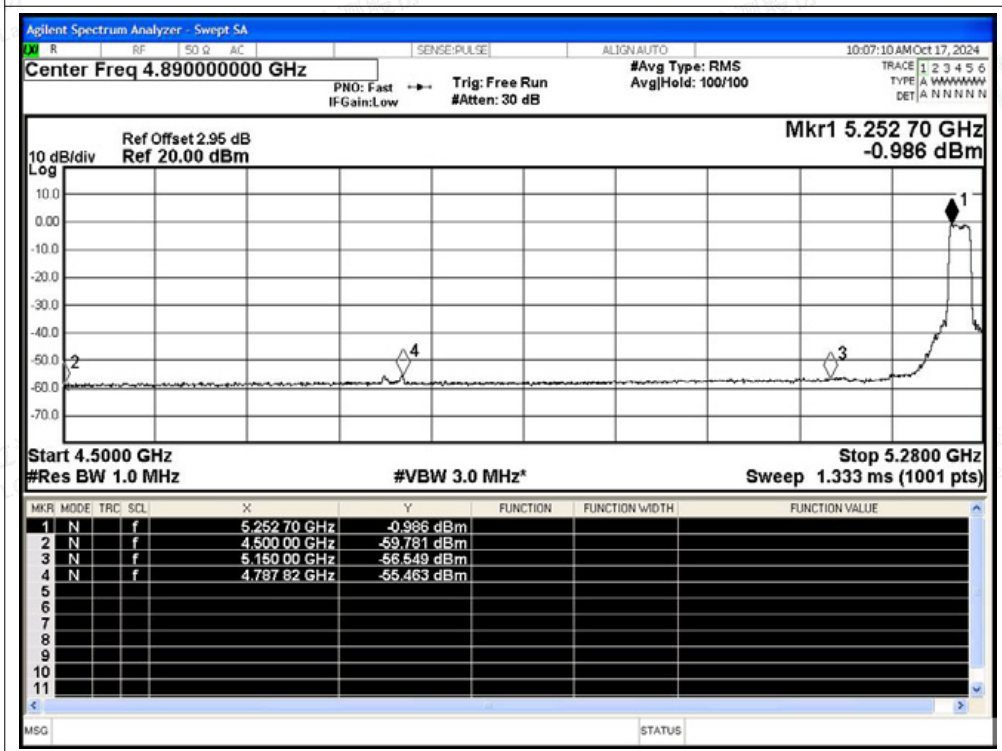




Restrict Band NVNT n20 5260MHz Ant1 Peak

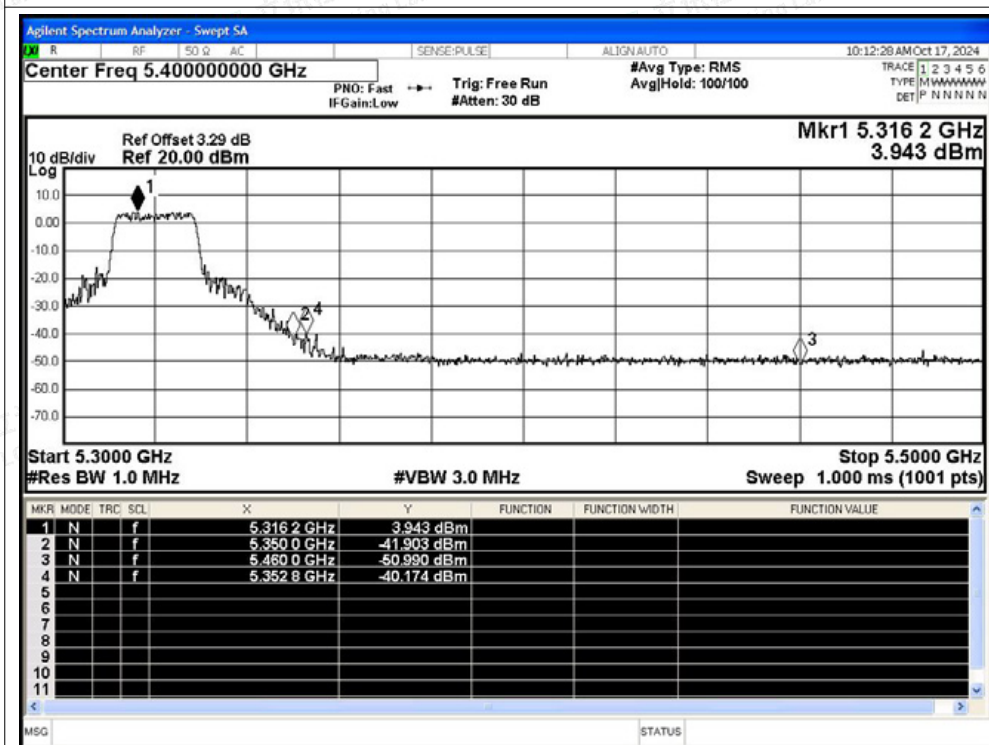


Restrict Band NVNT n20 5260MHz Ant1 Average

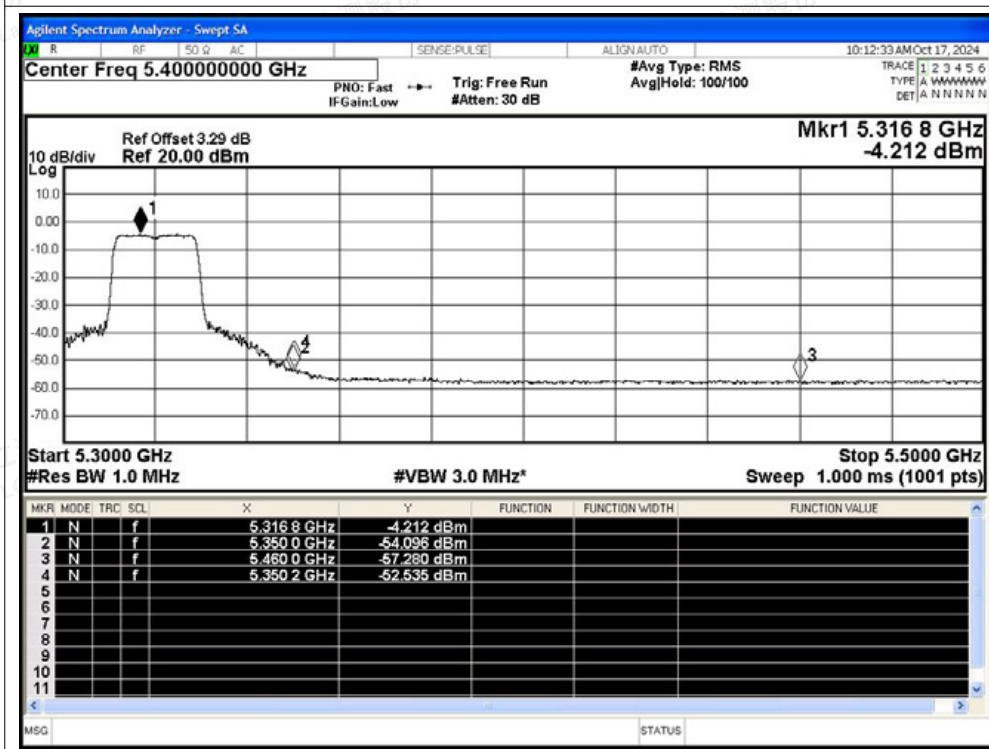




Restrict Band NVNT n20 5320MHz Ant1 Peak

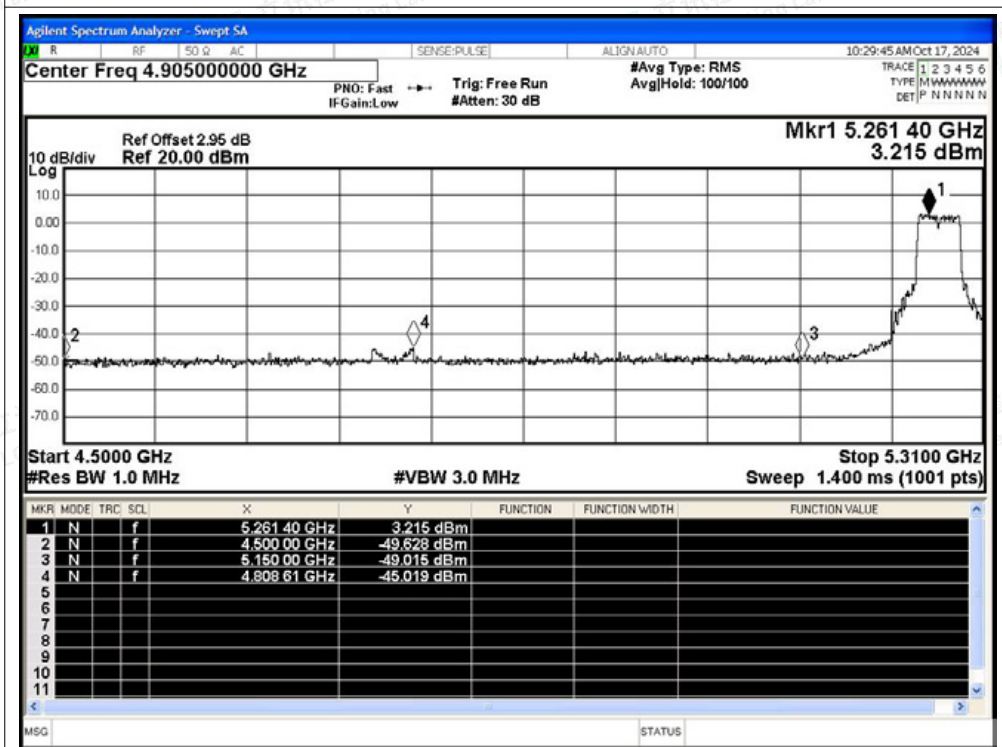


Restrict Band NVNT n20 5320MHz Ant1 Average

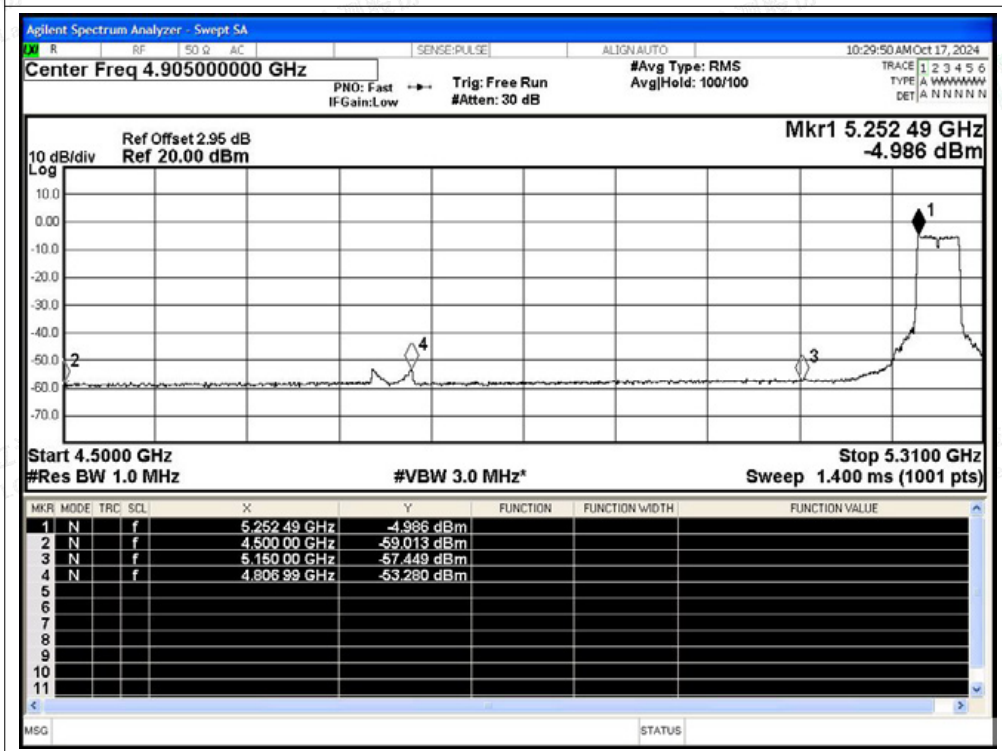




Restrict Band NVNT n40 5270MHz Ant1 Peak

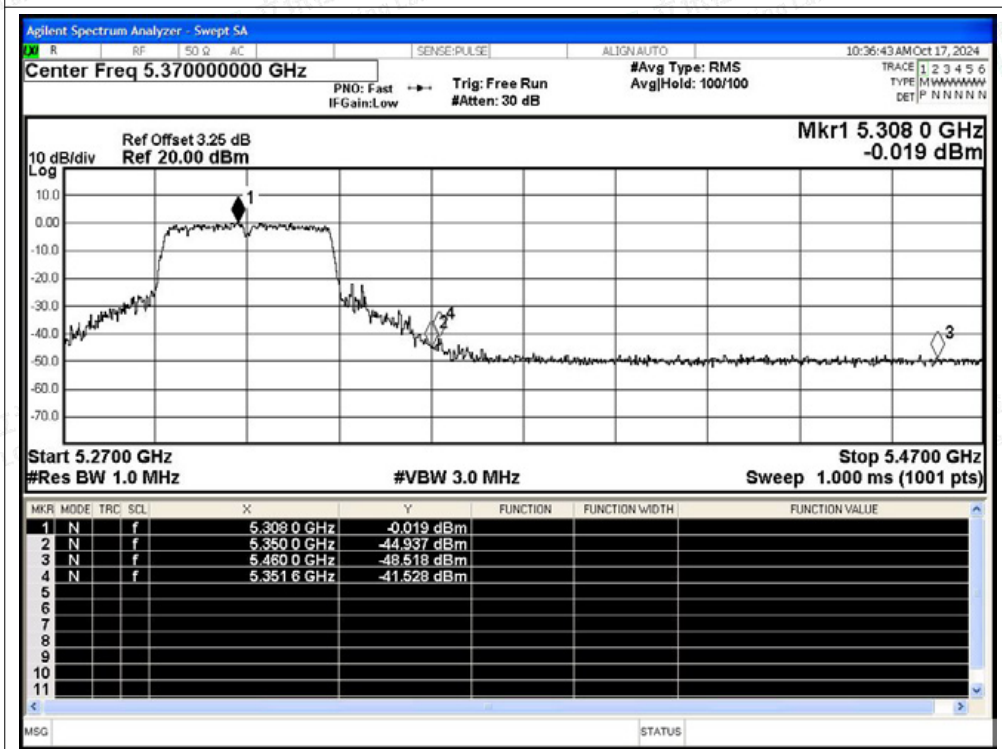


Restrict Band NVNT n40 5270MHz Ant1 Average

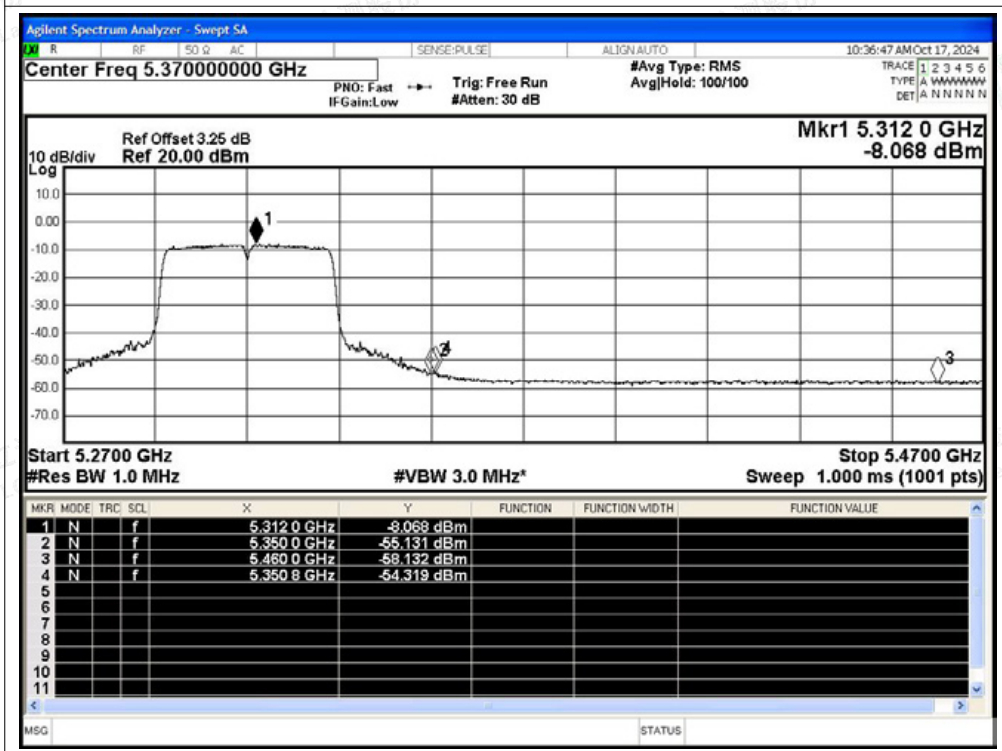




Restrict Band NVNT n40 5310MHz Ant1 Peak

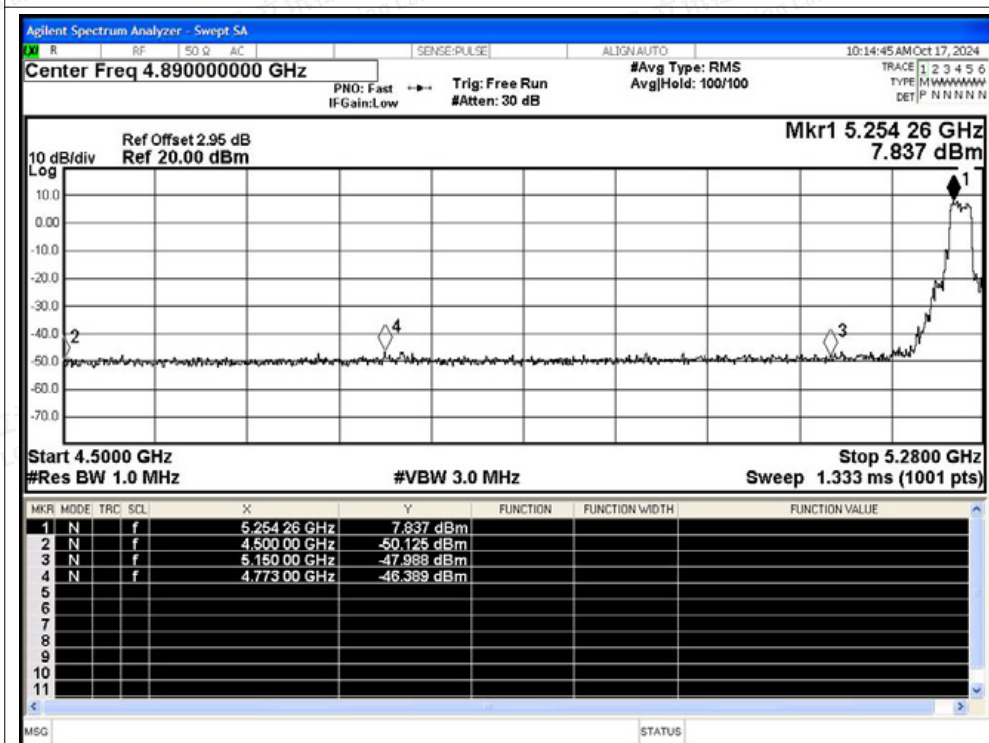


Restrict Band NVNT n40 5310MHz Ant1 Average

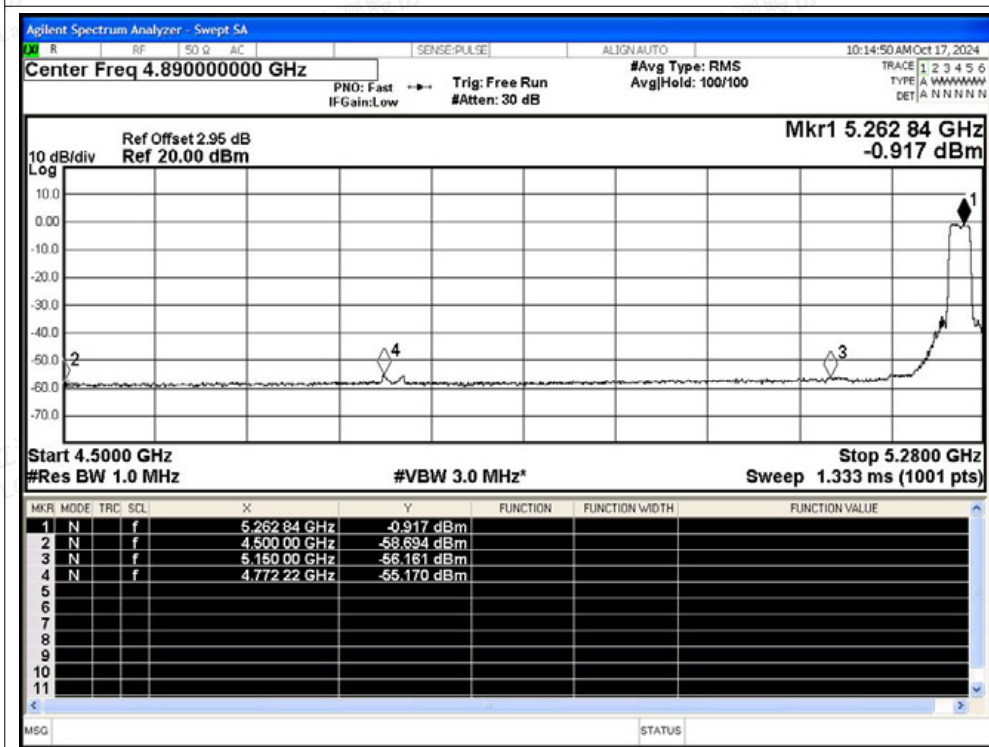




Restrict Band NVNT ac20 5260MHz Ant1 Peak

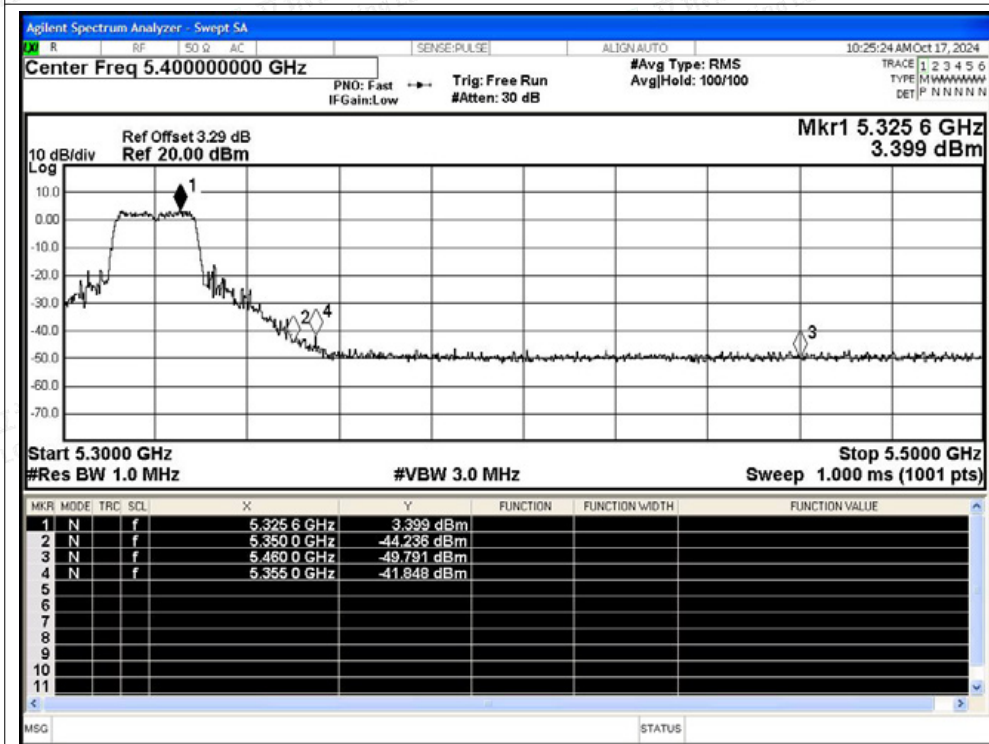


Restrict Band NVNT ac20 5260MHz Ant1 Average

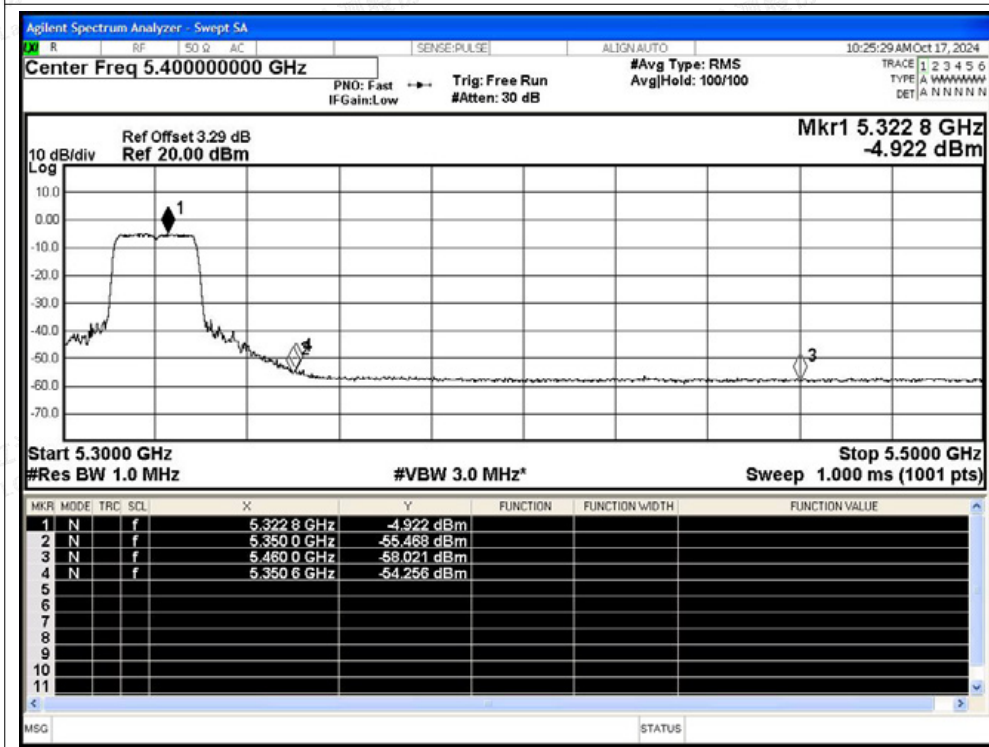




Restrict Band NVNT ac20 5320MHz Ant1 Peak

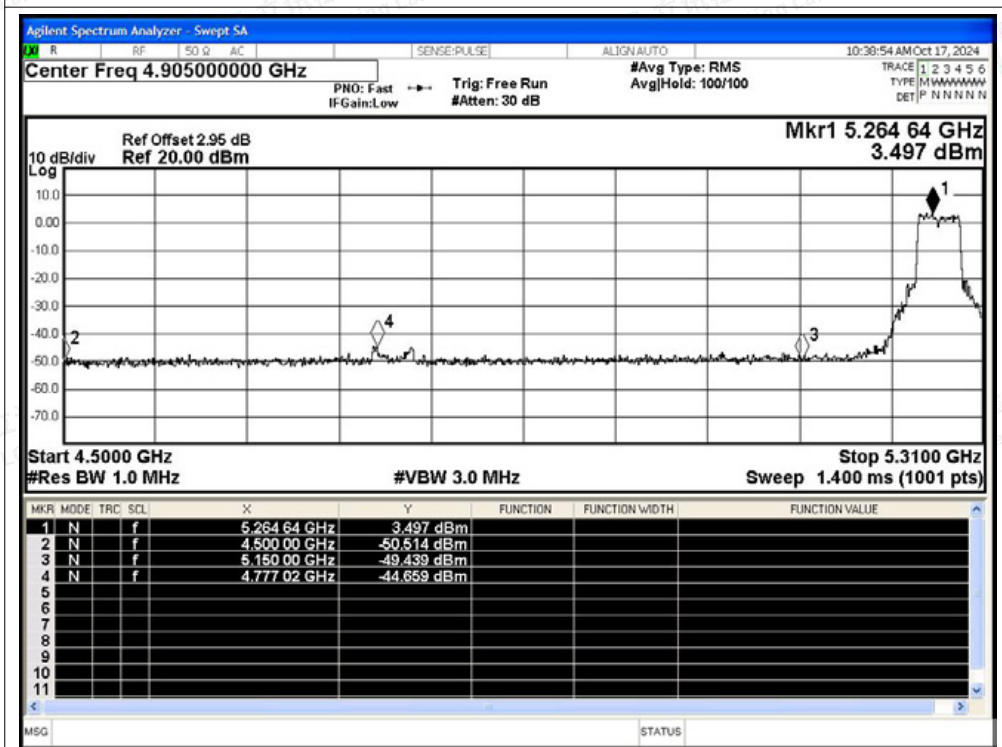


Restrict Band NVNT ac20 5320MHz Ant1 Average

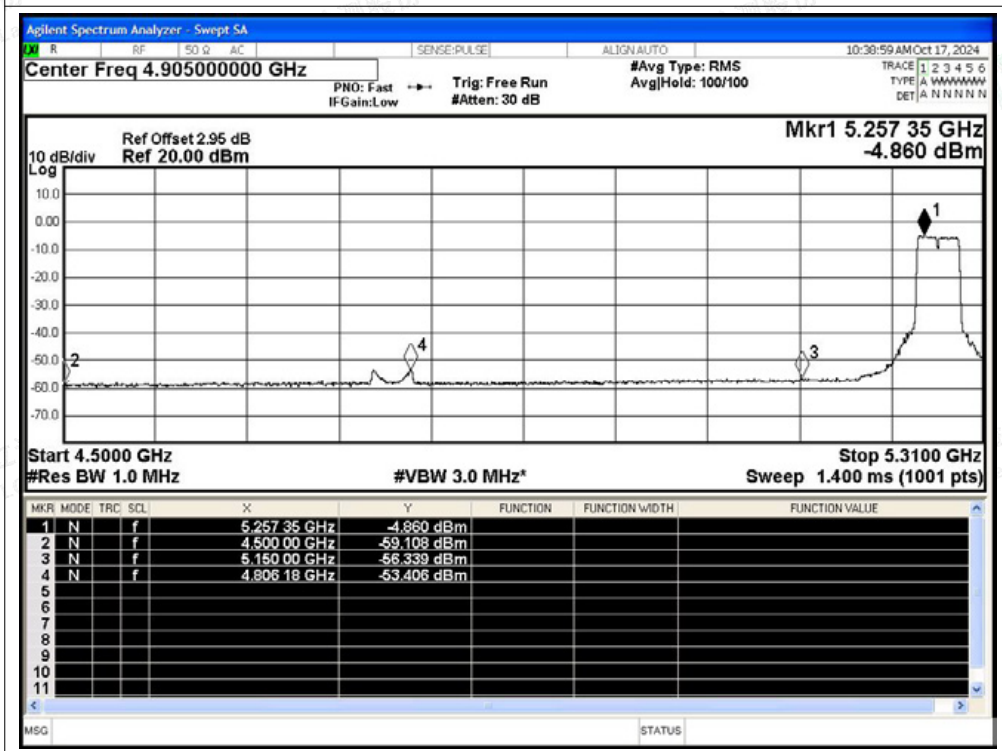




Restrict Band NVNT ac40 5270MHz Ant1 Peak

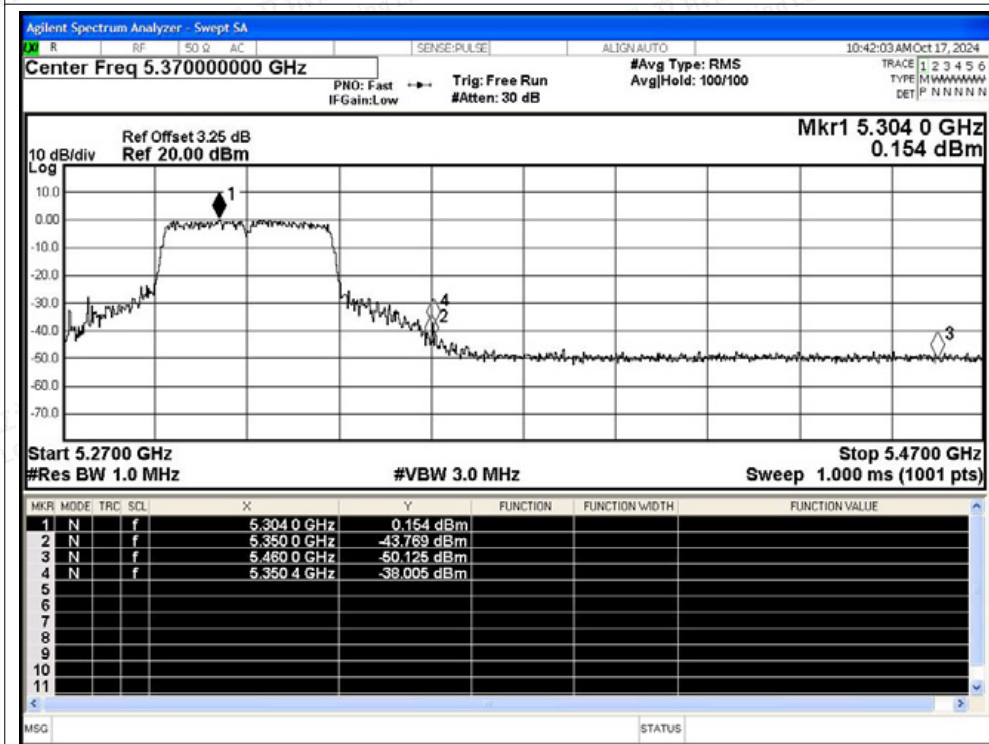


Restrict Band NVNT ac40 5270MHz Ant1 Average

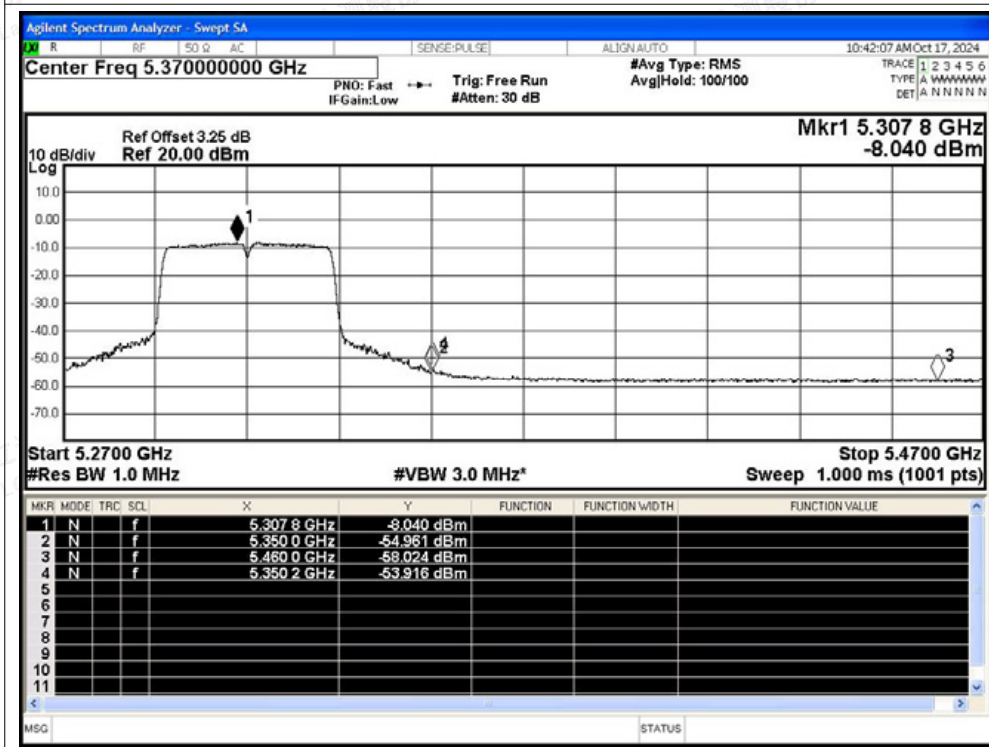




Restrict Band NVNT ac40 5310MHz Ant1 Peak

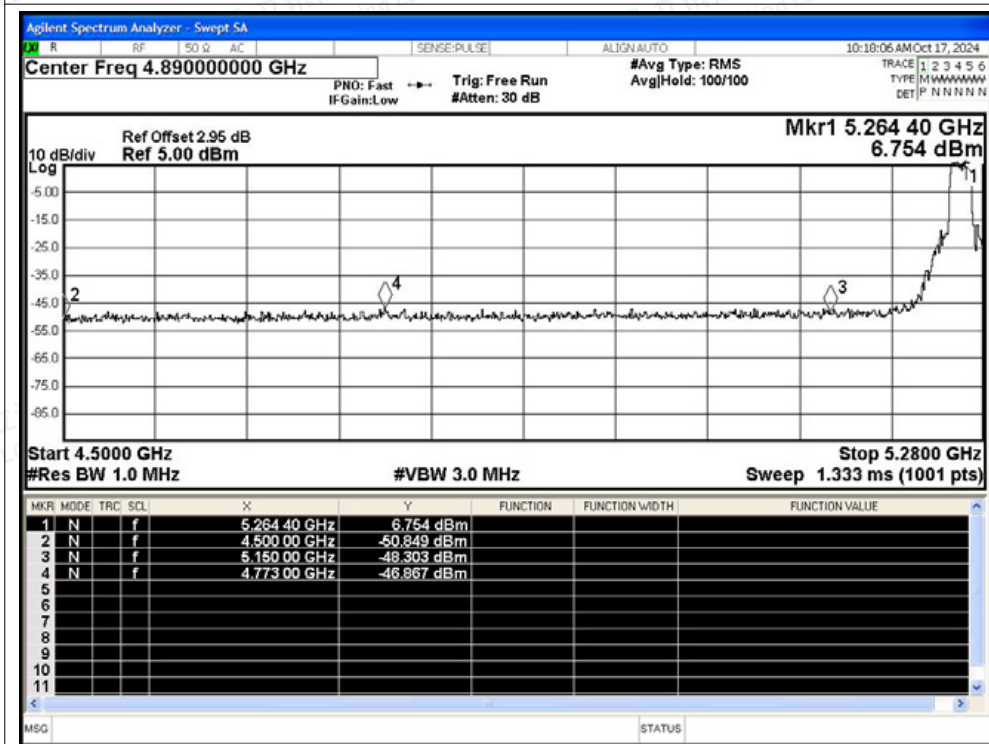


Restrict Band NVNT ac40 5310MHz Ant1 Average

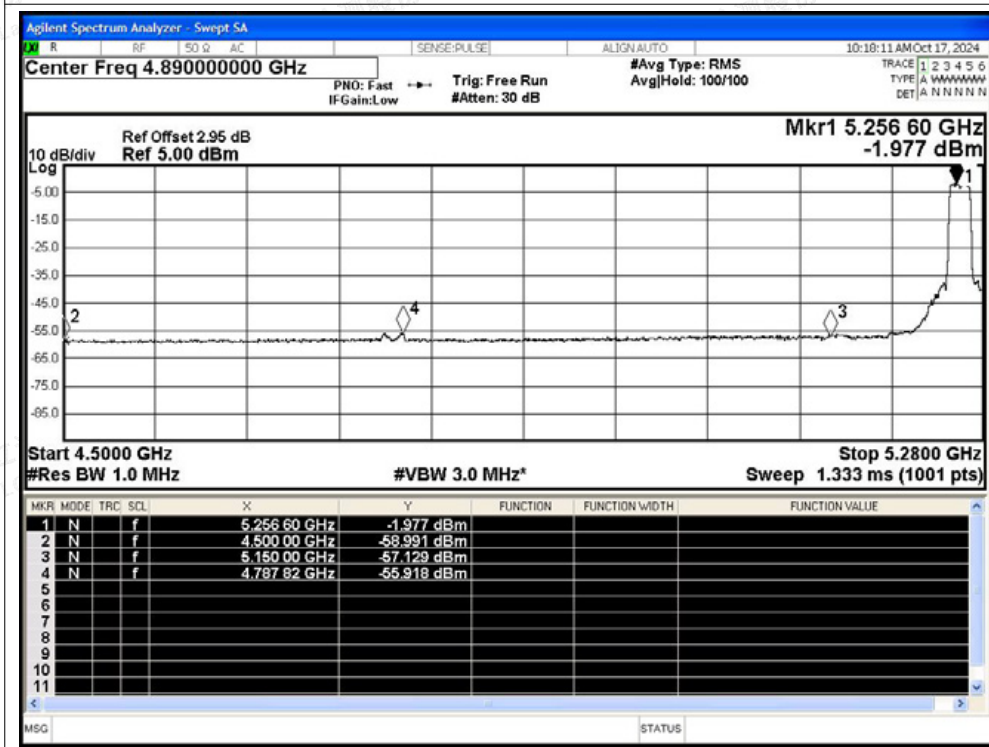




Restrict Band NVNT ax20 5260MHz Ant1 Peak

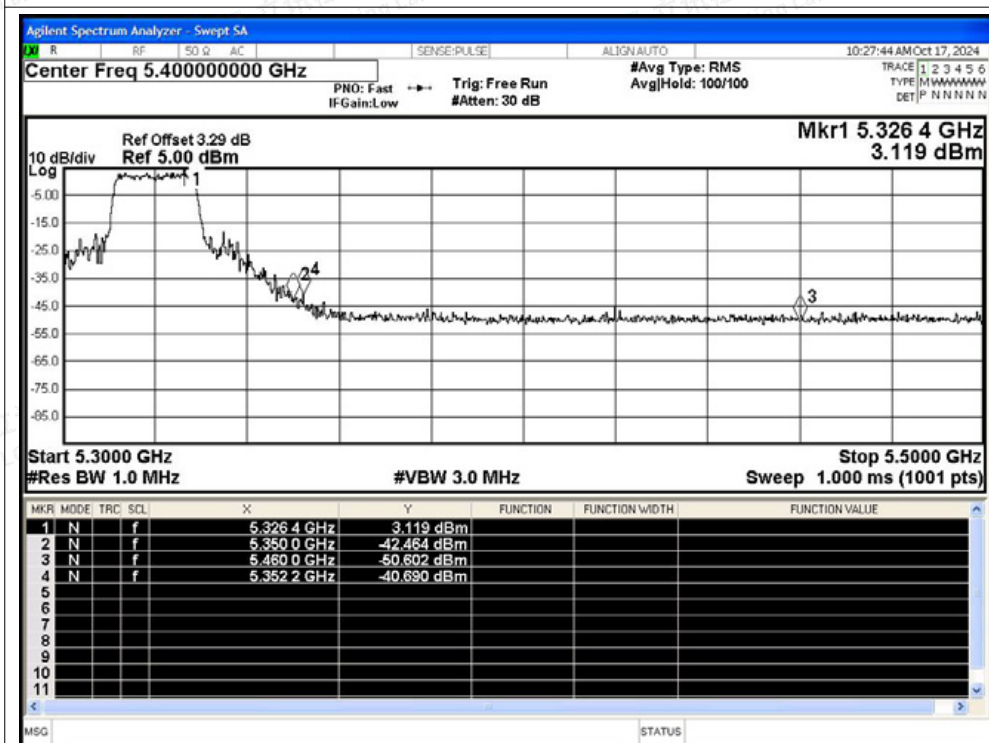


Restrict Band NVNT ax20 5260MHz Ant1 Average

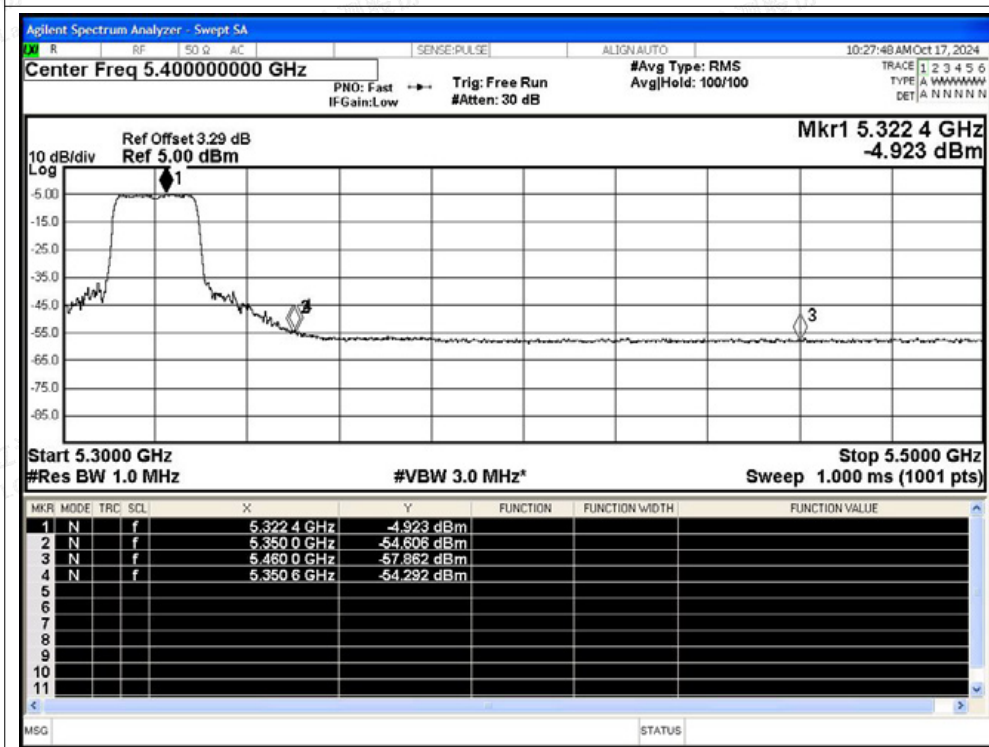




Restrict Band NVNT ax20 5320MHz Ant1 Peak

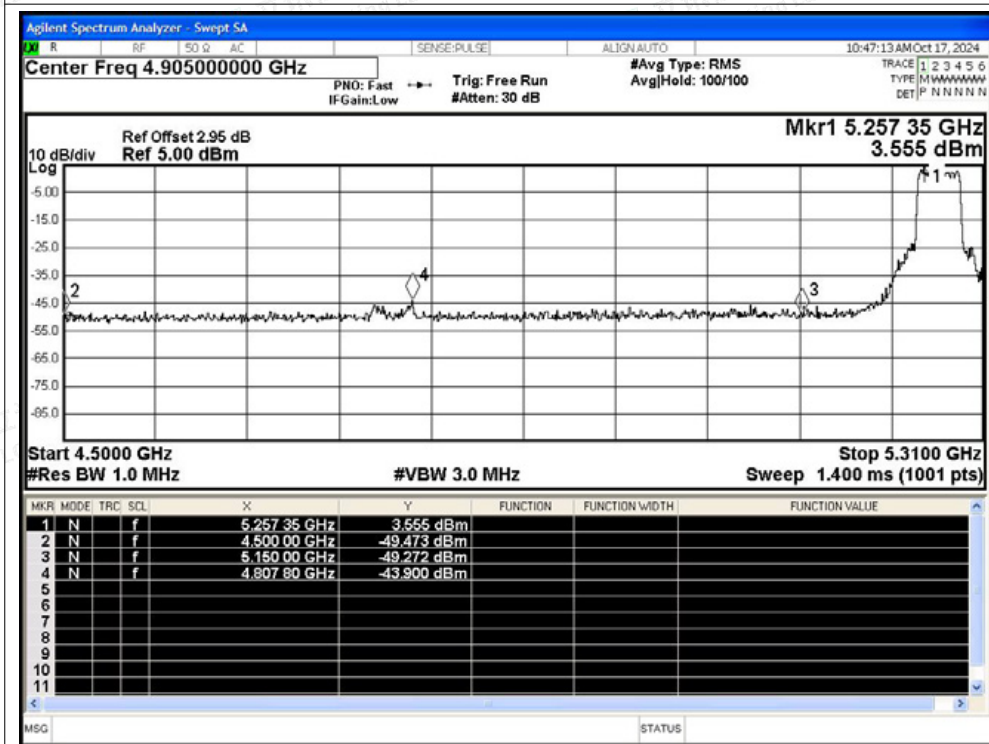


Restrict Band NVNT ax20 5320MHz Ant1 Average

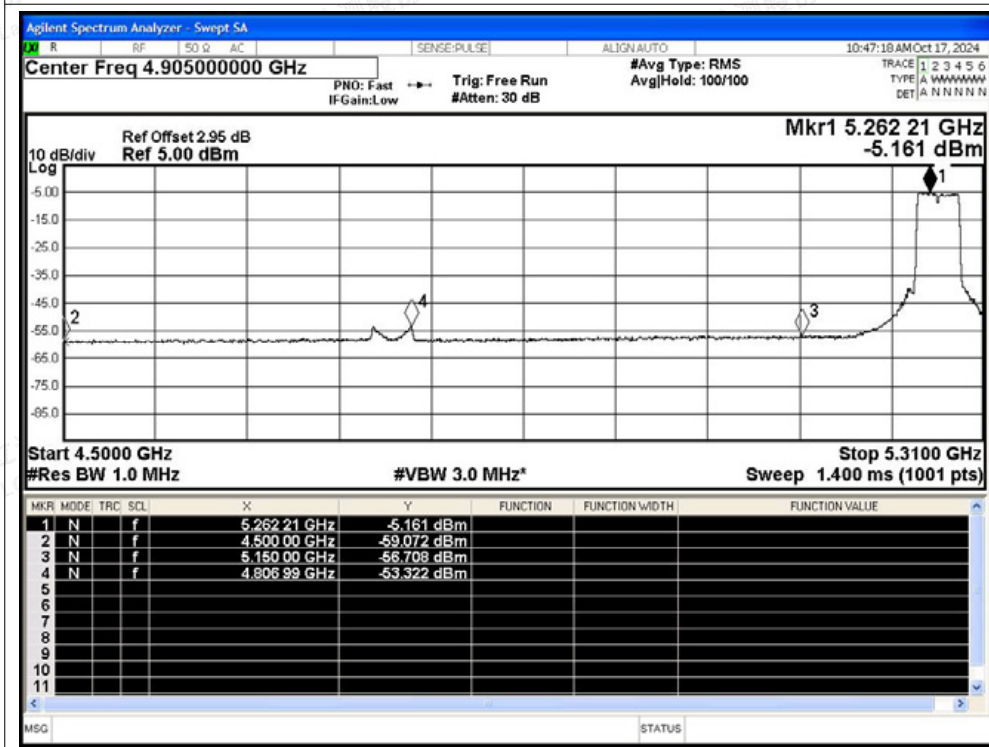




Restrict Band NVNT ax40 5270MHz Ant1 Peak

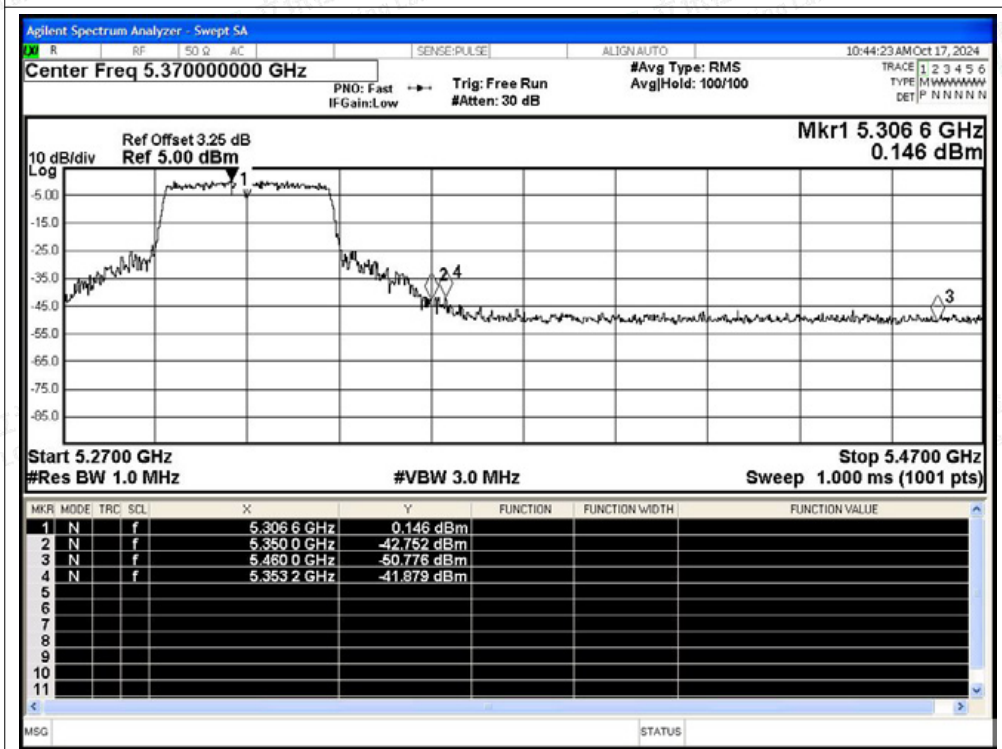


Restrict Band NVNT ax40 5270MHz Ant1 Average

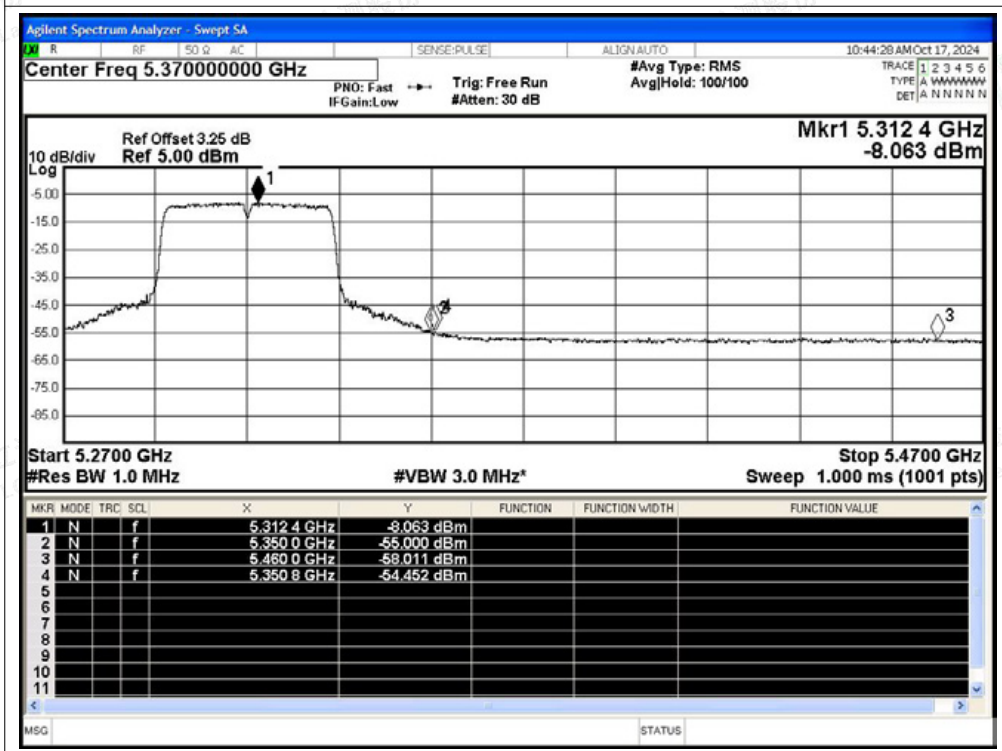




Restrict Band NVNT ax40 5310MHz Ant1 Peak



Restrict Band NVNT ax40 5310MHz Ant1 Average





MIMO

Condition	Mode	Frequency (MHz)	Spur Freq (MHz)	Ant0 Power (dBm)	Ant1 Power (dBm)	SUM	Gain (dBi)	E (dBuV/m)	Detector	Limit (dBuV/m)	Verdict
NVNT	n20	5260	4500	-51.63	-50.12	-47.80	5.98	53.41	Peak	68.2	Pass
NVNT	n20	5260	4500	-59.21	-59.78	-56.48	5.98	44.73	Average	54	Pass
NVNT	n20	5260	4892.34	-46.71	-45.88	-43.26	5.98	57.94	Peak	68.2	Pass
NVNT	n20	5260	4787.82	-55.64	-55.46	-52.54	5.98	48.67	Average	54	Pass
NVNT	n20	5260	5150	-48.7	-48.29	-45.48	5.98	55.73	Peak	68.2	Pass
NVNT	n20	5260	5150	-56.26	-56.55	-53.39	5.98	47.82	Average	54	Pass
NVNT	n20	5320	5350	-38.09	-41.9	-36.58	5.98	64.63	Peak	68.2	Pass
NVNT	n20	5320	5350	-52.03	-54.1	-49.93	5.98	51.28	Average	54	Pass
NVNT	n20	5320	5353.2	-35.75	-40.17	-34.41	5.98	66.80	Peak	68.2	Pass
NVNT	n20	5320	5350	-52.03	-52.54	-49.27	5.98	51.94	Average	54	Pass
NVNT	n20	5320	5460	-49.37	-50.99	-47.09	5.98	54.11	Peak	68.2	Pass
NVNT	n20	5320	5460	-57.44	-57.28	-54.35	5.98	46.86	Average	54	Pass
NVNT	n40	5270	4500	-50.68	-49.63	-47.11	5.98	54.09	Peak	68.2	Pass
NVNT	n40	5270	4500	-59.16	-59.01	-56.07	5.98	45.13	Average	54	Pass
NVNT	n40	5270	4807.8	-44.81	-45.02	-41.90	5.98	59.30	Peak	68.2	Pass
NVNT	n40	5270	4806.99	-52.15	-53.28	-49.67	5.98	51.54	Average	54	Pass
NVNT	n40	5270	5150	-48.39	-49.02	-45.68	5.98	55.52	Peak	68.2	Pass
NVNT	n40	5270	5150	-56.91	-57.45	-54.16	5.98	47.05	Average	54	Pass
NVNT	n40	5310	5350	-46.4	-44.94	-42.60	5.98	58.61	Peak	68.2	Pass
NVNT	n40	5310	5350	-55.25	-55.13	-52.18	5.98	49.03	Average	54	Pass
NVNT	n40	5310	5351.8	-40.94	-41.53	-38.21	5.98	62.99	Peak	68.2	Pass
NVNT	n40	5310	5351	-55.02	-54.32	-51.65	5.98	49.56	Average	54	Pass
NVNT	n40	5310	5460	-50.49	-48.52	-46.38	5.98	54.82	Peak	68.2	Pass
NVNT	n40	5310	5460	-57.54	-58.13	-54.81	5.98	46.39	Average	54	Pass
NVNT	ac20	5260	4500	-50.88	-50.13	-47.48	5.98	53.73	Peak	68.2	Pass
NVNT	ac20	5260	4500	-59.36	-58.69	-56.00	5.98	45.21	Average	54	Pass
NVNT	ac20	5260	5145.84	-46.35	-46.39	-43.36	5.98	57.85	Peak	68.2	Pass
NVNT	ac20	5260	4772.22	-54.93	-55.17	-52.04	5.98	49.17	Average	54	Pass
NVNT	ac20	5260	5150	-47.83	-47.99	-44.90	5.98	56.31	Peak	68.2	Pass
NVNT	ac20	5260	5150	-56.53	-56.16	-53.33	5.98	47.88	Average	54	Pass
NVNT	ac20	5320	5350	-44.59	-44.24	-41.40	5.98	59.81	Peak	68.2	Pass
NVNT	ac20	5320	5350	-54.28	-55.47	-51.82	5.98	49.38	Average	54	Pass
NVNT	ac20	5320	5350.8	-39.8	-41.85	-37.69	5.98	63.51	Peak	68.2	Pass
NVNT	ac20	5320	5350	-54.28	-54.26	-51.26	5.98	49.95	Average	54	Pass
NVNT	ac20	5320	5460	-49.13	-49.79	-46.44	5.98	54.77	Peak	68.2	Pass
NVNT	ac20	5320	5460	-58.48	-58.02	-55.23	5.98	45.97	Average	54	Pass
NVNT	ac40	5270	4500	-50.39	-50.51	-47.44	5.98	53.77	Peak	68.2	Pass



Shenzhen LCS Compliance Testing Laboratory Ltd.
 Add: 101, 201 Bldg A & 301 Bldg C, Juji Industrial Park Yabianxueziwei, Shajing Street, Baoan District, Shenzhen, 518000, China
 Tel: +(86) 0755-82591330 | E-mail: webmaster@lcs-cert.com | Web: www.lcs-cert.com
 Scan code to check authenticity



NVNT	ac40	5270	4500	-59.1	-59.11	-56.09	5.98	45.11	Average	54	Pass
NVNT	ac40	5270	4806.99	-43.74	-44.66	-41.17	5.98	60.04	Peak	68.2	Pass
NVNT	ac40	5270	4806.18	-52.42	-53.41	-49.88	5.98	51.33	Average	54	Pass
NVNT	ac40	5270	5150	-48.41	-49.44	-45.88	5.98	55.32	Peak	68.2	Pass
NVNT	ac40	5270	5150	-56.79	-56.34	-53.55	5.98	47.66	Average	54	Pass
NVNT	ac40	5310	5350	-45.18	-43.77	-41.41	5.98	59.80	Peak	68.2	Pass
NVNT	ac40	5310	5350	-54.68	-54.96	-51.81	5.98	49.40	Average	54	Pass
NVNT	ac40	5310	5352.8	-41.4	-38.01	-36.37	5.98	64.84	Peak	68.2	Pass
NVNT	ac40	5310	5351.6	-54.6	-53.92	-51.24	5.98	49.97	Average	54	Pass
NVNT	ac40	5310	5460	-51.31	-50.13	-47.67	5.98	53.54	Peak	68.2	Pass
NVNT	ac40	5310	5460	-58.01	-58.02	-55.00	5.98	46.20	Average	54	Pass
NVNT	ax20	5260	4500	-50.68	-50.85	-47.75	5.98	53.45	Peak	68.2	Pass
NVNT	ax20	5260	4500	-59.09	-58.99	-56.03	5.98	45.18	Average	54	Pass
NVNT	ax20	5260	5057.7	-46.53	-46.87	-43.69	5.98	57.52	Peak	68.2	Pass
NVNT	ax20	5260	4772.22	-54.99	-55.92	-52.42	5.98	48.79	Average	54	Pass
NVNT	ax20	5260	5150	-47.57	-48.3	-44.91	5.98	56.30	Peak	68.2	Pass
NVNT	ax20	5260	5150	-56.74	-57.13	-53.92	5.98	47.29	Average	54	Pass
NVNT	ax20	5320	5350	-39.81	-42.46	-37.93	5.98	63.28	Peak	68.2	Pass
NVNT	ax20	5320	5350	-53.75	-54.61	-51.15	5.98	50.06	Average	54	Pass
NVNT	ax20	5320	5460	-50.42	-40.69	-40.25	5.98	60.96	Peak	68.2	Pass
NVNT	ax20	5320	5460	-58.04	-54.29	-52.76	5.98	48.45	Average	54	Pass
NVNT	ax20	5320	5350	-39.81	-50.6	-39.46	5.98	61.75	Peak	68.2	Pass
NVNT	ax20	5320	5350	-53.75	-57.86	-52.33	5.98	48.88	Average	54	Pass
NVNT	ax40	5270	4500	-50.37	-49.47	-46.89	5.98	54.32	Peak	68.2	Pass
NVNT	ax40	5270	4500	-58.75	-59.07	-55.90	5.98	45.31	Average	54	Pass
NVNT	ax40	5270	4806.99	-43.65	-43.9	-40.76	5.98	60.44	Peak	68.2	Pass
NVNT	ax40	5270	4806.99	-52.6	-53.32	-49.93	5.98	51.27	Average	54	Pass
NVNT	ax40	5270	5150	-49.62	-49.27	-46.43	5.98	54.78	Peak	68.2	Pass
NVNT	ax40	5270	5150	-56.67	-56.71	-53.68	5.98	47.53	Average	54	Pass
NVNT	ax40	5310	5350	-43.42	-42.75	-40.06	5.98	61.15	Peak	68.2	Pass
NVNT	ax40	5310	5350	-55.14	-55	-52.06	5.98	49.15	Average	54	Pass
NVNT	ax40	5310	5351.2	-42.8	-41.88	-39.31	5.98	61.90	Peak	68.2	Pass
NVNT	ax40	5310	5350.6	-55.06	-54.45	-51.73	5.98	49.47	Average	54	Pass
NVNT	ax40	5310	5460	-49.99	-50.78	-47.36	5.98	53.85	Peak	68.2	Pass
NVNT	ax40	5310	5460	-58.1	-58.01	-55.04	5.98	46.16	Average	54	Pass



Shenzhen LCS Compliance Testing Laboratory Ltd.
 Add: 101, 201 Bldg A & 301 Bldg C, Juji Industrial Park Yabianxueziwei, Shajing Street, Baoan District, Shenzhen, 518000, China
 Tel: +(86) 0755-82591330 | E-mail: webmaster@lcs-cert.com | Web: www.lcs-cert.com
 Scan code to check authenticity



E.5 Frequency Stability

Condition	Mode	Frequency (MHz)	Antenna	Measured Frequency (MHz)	Frequency Error (Hz)	Deviation (ppm)	Limit (ppm)	Verdict
NVNT	a	5260	Ant0	5259.98	-20000	-3.8	25	Pass
NVNT	a	5300	Ant0	5299.98	-20000	-3.77	25	Pass
NVNT	a	5320	Ant0	5320	0	0	25	Pass
NVNT	n20	5260	Ant0	5260	0	0	25	Pass
NVNT	n20	5300	Ant0	5300	0	0	25	Pass
NVNT	n20	5320	Ant0	5319.98	-20000	-3.76	25	Pass
NVNT	n40	5270	Ant0	5270	0	0	25	Pass
NVNT	n40	5310	Ant0	5309.96	-40000	-7.53	25	Pass
NVNT	ac20	5260	Ant0	5260	0	0	25	Pass
NVNT	ac20	5300	Ant0	5300	0	0	25	Pass
NVNT	ac20	5320	Ant0	5320	0	0	25	Pass
NVNT	ac40	5270	Ant0	5270	0	0	25	Pass
NVNT	ac40	5310	Ant0	5310	0	0	25	Pass
NVNT	ax20	5260	Ant0	5259.98	-20000	-3.8	25	Pass
NVNT	ax20	5300	Ant0	5300	0	0	25	Pass
NVNT	ax20	5320	Ant0	5320	0	0	25	Pass
NVNT	ax40	5270	Ant0	5270	0	0	25	Pass
NVNT	ax40	5310	Ant0	5310	0	0	25	Pass



Shenzhen LCS Compliance Testing Laboratory Ltd.
 Add: 101, 201 Bldg A & 301 Bldg C, Juji Industrial Park Yabianxueziwei, Shajing Street, Baoan District, Shenzhen, 518000, China
 Tel: +(86) 0755-82591330 | E-mail: webmaster@lcs-cert.com | Web: www.lcs-cert.com
 Scan code to check authenticity