
1. Project Information.....	4
1.1. Appearance and Dimensions.....	4
2. Electrical Characteristics.....	5
2.1. Test Environment Conditions	5
2.2. Measurement method.....	5
2.2.1. Antenna VSWR.....	5
2.2.2. Antenna Return loss	6
2.3. Antenna passive test data	6
2.3.1. Test system	6
2.3.2Antenna efficiency and gain.....	7
2.3.2. Antenna Radiation Pattern	7
3. Notes	8
4. Product packaging specification.....	8

Revision history

Version	date	state
A1	2022-9-23	First edition

change content:

First change:

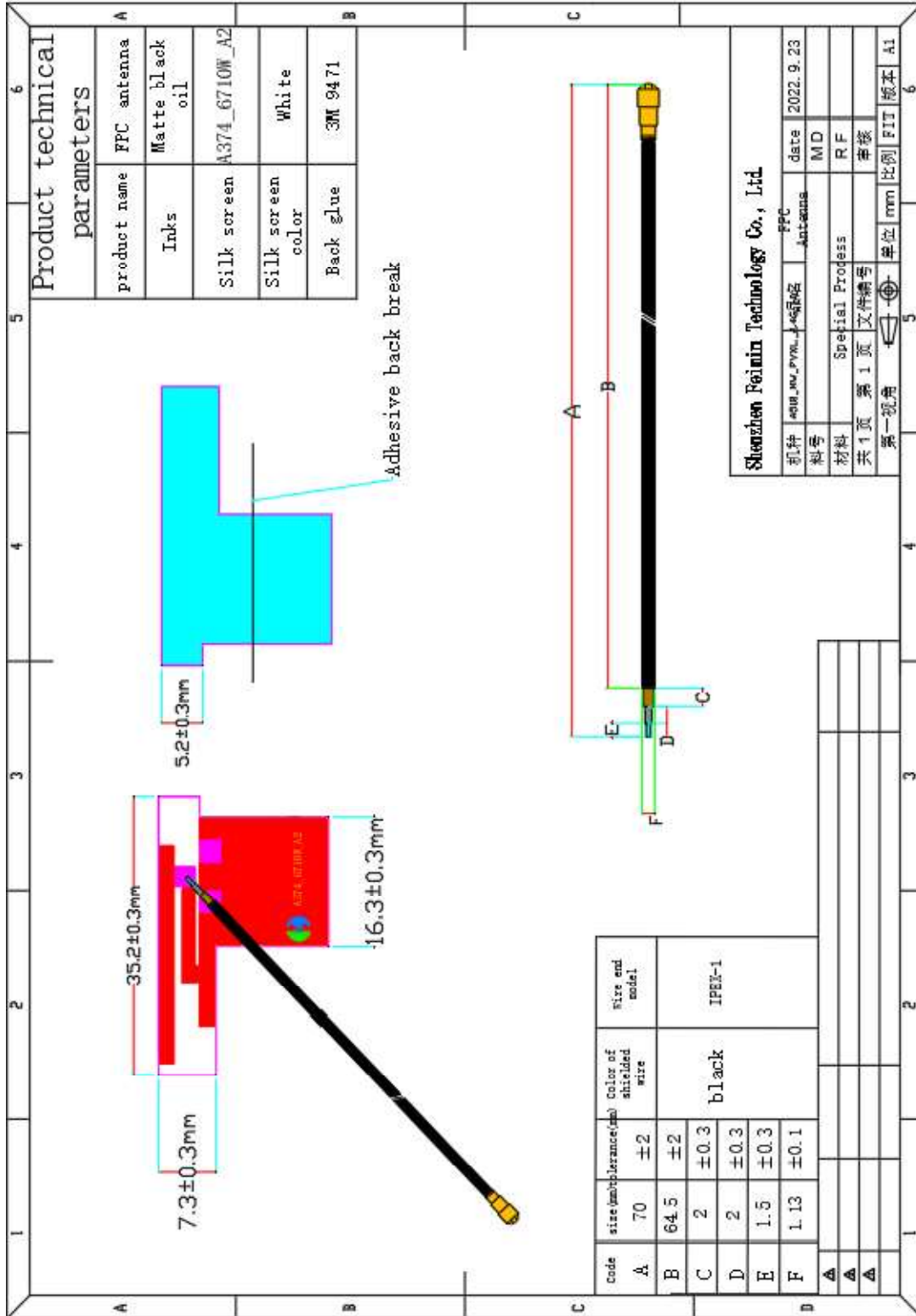
Before the change: (If necessary, please add the corresponding picture, the change details should be clearly described here)

After the change: (If necessary, please add the corresponding picture, the change details should be clearly described here)

ANTENNA SPECIFICATION

1. Project Information

1.1. Appearance and Dimensions

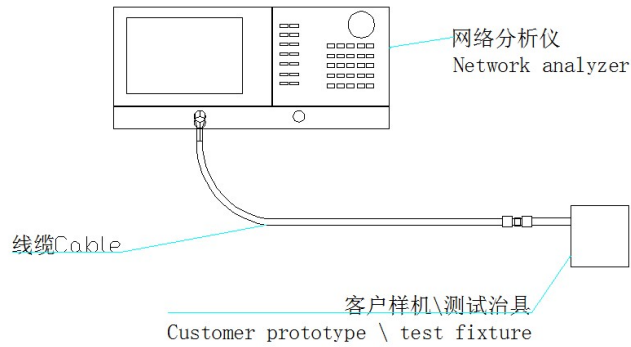


2. Electrical Characteristics

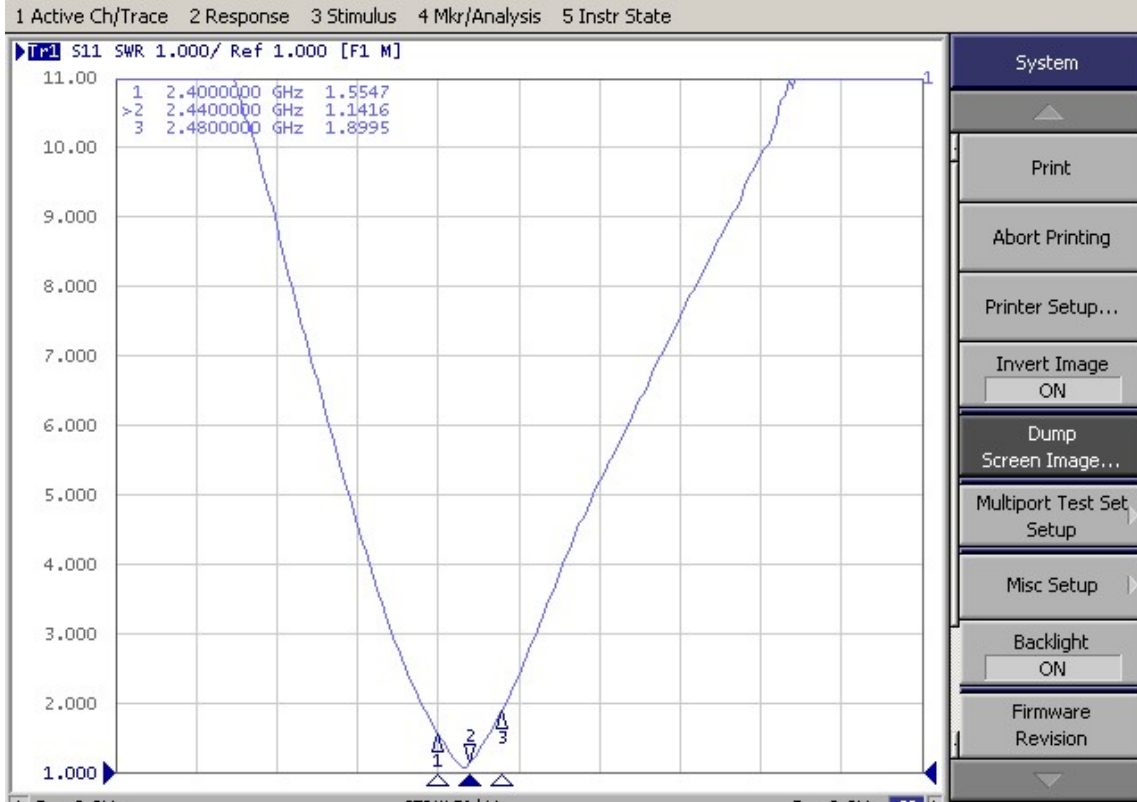
2.1. Test Environment Conditions

温度 Temperature	Ordinary Temperature (5 to 35°C)
湿度 Humidity	Ordinary Humidity (25 to 85% RH)

2.2. Measurement method

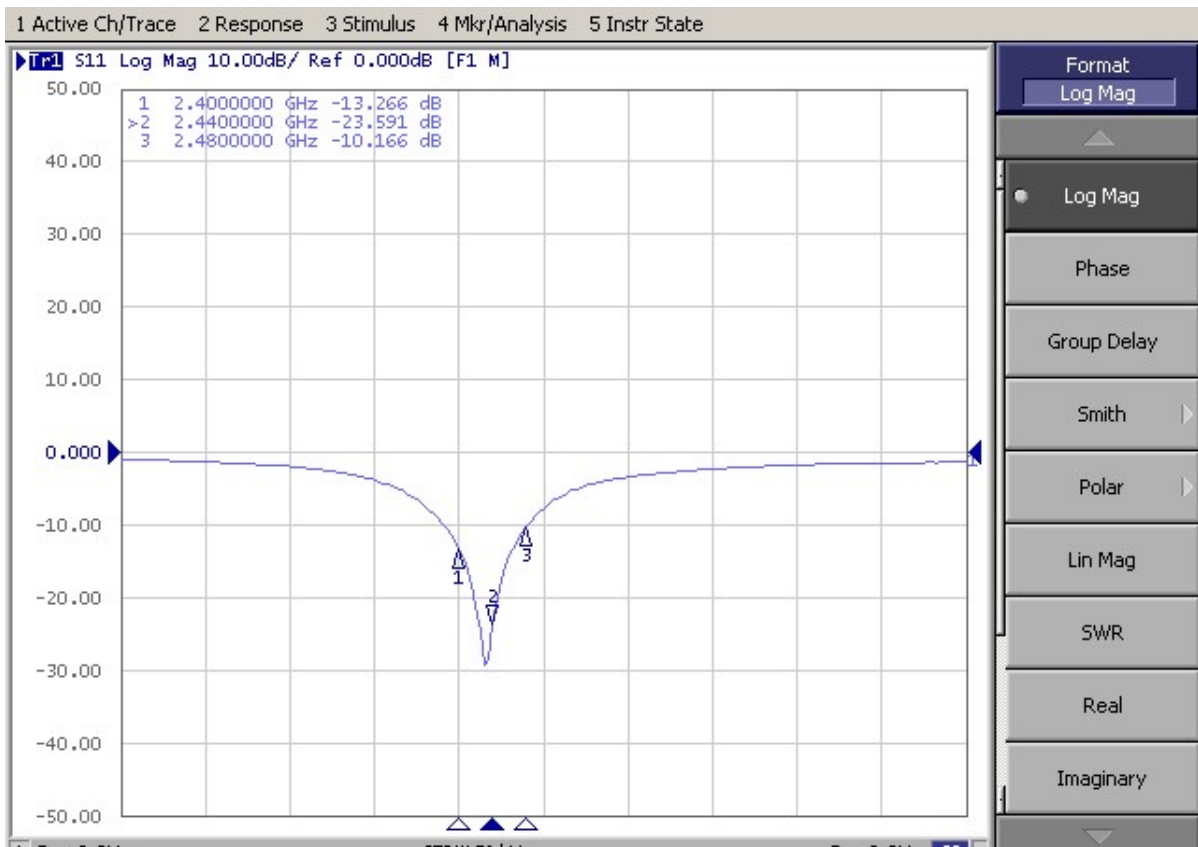


2.2.1. Antenna VSWR




ANTENNA SPECIFICATION

2.2.2. Antenna Return loss



2.3. Antenna passive test data

2.3.1. Test system



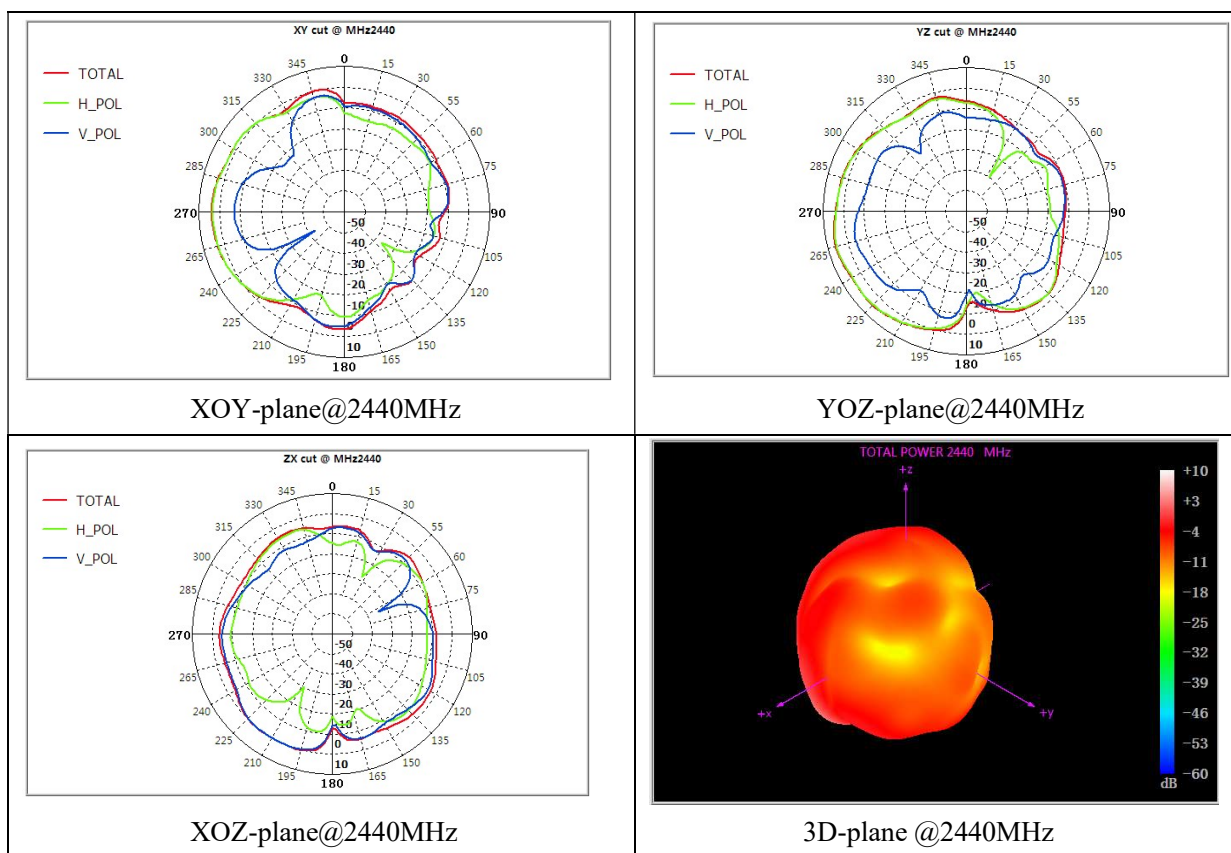
Shenzhen Feimin Technology Co., Ltd. (24-probe OTA microwave anechoic chamber)

ANTENNA SPECIFICATION

2.3.2 Antenna efficiency and gain

Frequency (MHz)	Gain (dBi)	Efficiency (%)
2400 MHz	2.65	47.73
2410 MHz	2.73	45.12
2420 MHz	3	45.5
2430 MHz	2.81	44.94
2440 MHz	3	43.61
2450 MHz	2.53	43.96
2460 MHz	2.23	44.92
2470 MHz	2.38	46.19
2480 MHz	2.44	46.81
2490 MHz	2.57	47.46
2500 MHz	2.71	46.13

2.3.2. Antenna Radiation Pattern



ANTENNA SPECIFICATION

3. Notes

1、Be careful not to be too close to the metal part during installation to avoid affecting the antenna performance.

2、This antenna is only suitable for this model. The position of the antenna cannot be changed at will. If it is used on other machines, the effect will deteriorate, which has nothing to do with our company.

4. Product packaging specification

product name: 2.4G antenna	Antenna form: FPC+shielded wire
-----------------------------------	--

1、Labeling requirements

The inner label is 7CM long and 4CM wide
The outer label is 7CM long, about 5CM

supplier	Shenzhen Feimin Technology Co., Ltd.		
product name	*****		
Material coding	*****		
Specifications	*****		
quantity	***PCS		

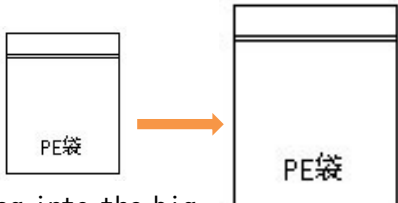
client's name			
supplier	Shenzhen Feimin Technology Co., Ltd.		
Order number	*****		
Material coding	*****		
Specification model	*****	product name	*****
quantity	*****PCS	QC:	
spare parts	***PCS	Notes	

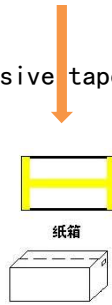
2、Packing process

Job description:

- The product __PCS is packed in PE open pockets, and the inner label is affixed to each pouch; Put the __ small bag into the big PE sealing tape bag, except the tail number and spare parts.
- Each box contains __ large bags of products, and the boxes are sealed with adhesive tape in the shape of "I".
- Paste the outer label on the upper right corner of the box, and there must be no missing or wrong filling.

product





3、Precautions

When packing the box, please pay attention to lay the antenna flat and avoid serious shaking after sealing. If the whole box is not filled, it needs to be filled with foam to avoid transportation Circumstances that caused product defects in the process.