



## Appendix F

### RF Test Data for 5.8GWIFI (Conducted Measurement)

Product Name: Digital Projector

Test Model: NeoPix 230 Smart

#### Environmental Conditions

Temperature:	23.8 ° C
Relative Humidity:	52.1%
ATM Pressure:	100.0 kPa
Test Engineer:	Taylor Hu
	<i>Taylor Hu</i>
Supervised by:	Nick Peng
	<i>Nick Peng</i>





### F.1 -6dB Bandwidth

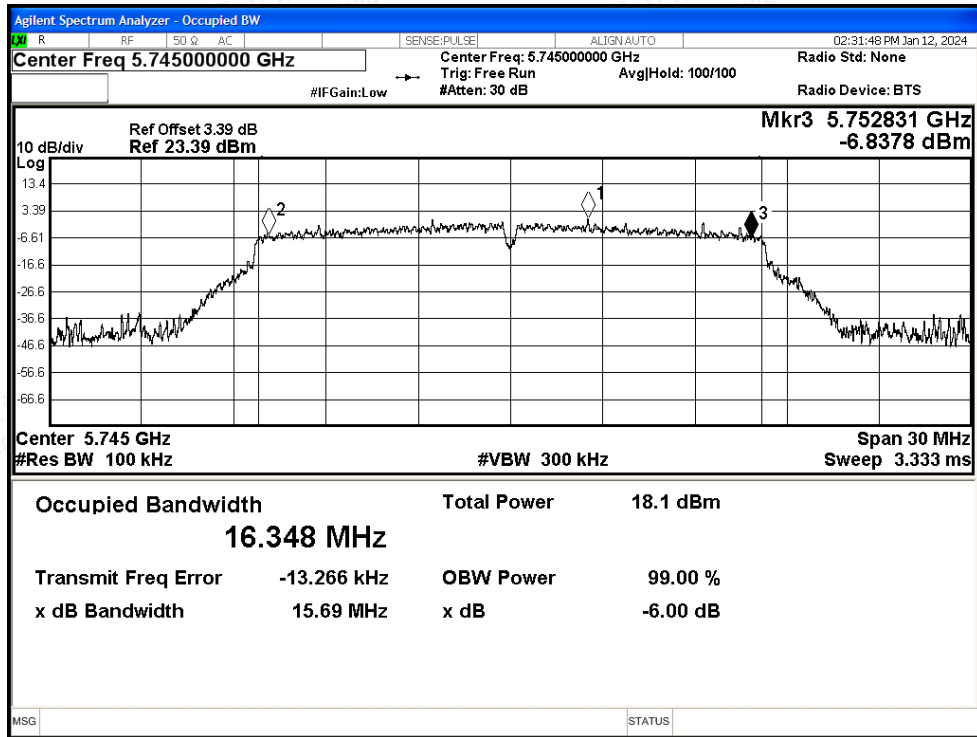
Condition	Mode	Frequency (MHz)	Antenna	-6 dB Bandwidth (MHz)	Limit -6 dB Bandwidth (MHz)	Verdict
NVNT	a	5745	Ant0	15.688	>=0.5	Pass
NVNT	a	5785	Ant0	15.295	>=0.5	Pass
NVNT	a	5825	Ant0	14.166	>=0.5	Pass
NVNT	n20	5745	Ant0	16.035	>=0.5	Pass
NVNT	n20	5785	Ant0	15.059	>=0.5	Pass
NVNT	n20	5825	Ant0	15.087	>=0.5	Pass
NVNT	n40	5755	Ant0	35.049	>=0.5	Pass
NVNT	n40	5795	Ant0	33.824	>=0.5	Pass
NVNT	ac20	5745	Ant0	15.116	>=0.5	Pass
NVNT	ac20	5785	Ant0	13.19	>=0.5	Pass
NVNT	ac20	5825	Ant0	15.087	>=0.5	Pass
NVNT	ac40	5755	Ant0	33.828	>=0.5	Pass
NVNT	ac40	5795	Ant0	33.822	>=0.5	Pass
NVNT	ax20	5745	Ant0	15.075	>=0.5	Pass
NVNT	ax20	5785	Ant0	14.462	>=0.5	Pass
NVNT	ax20	5825	Ant0	14.796	>=0.5	Pass
NVNT	ax40	5755	Ant0	32.576	>=0.5	Pass
NVNT	ax40	5795	Ant0	35.076	>=0.5	Pass



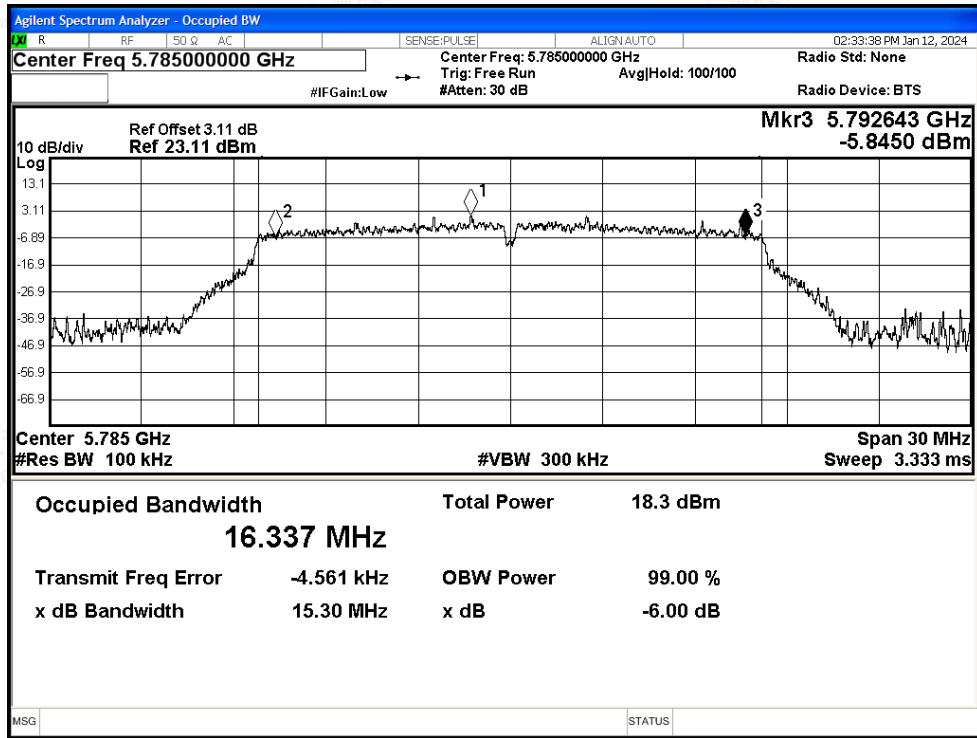


Test Graphs

-6dB Bandwidth NVNT a 5745MHz Ant0

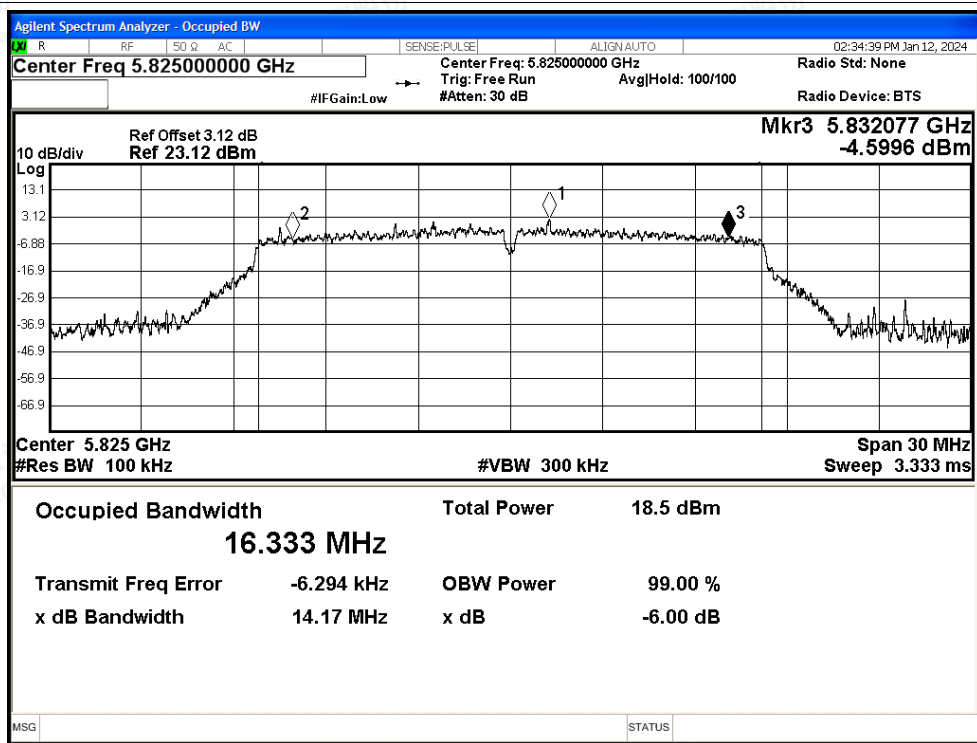


-6dB Bandwidth NVNT a 5785MHz Ant0



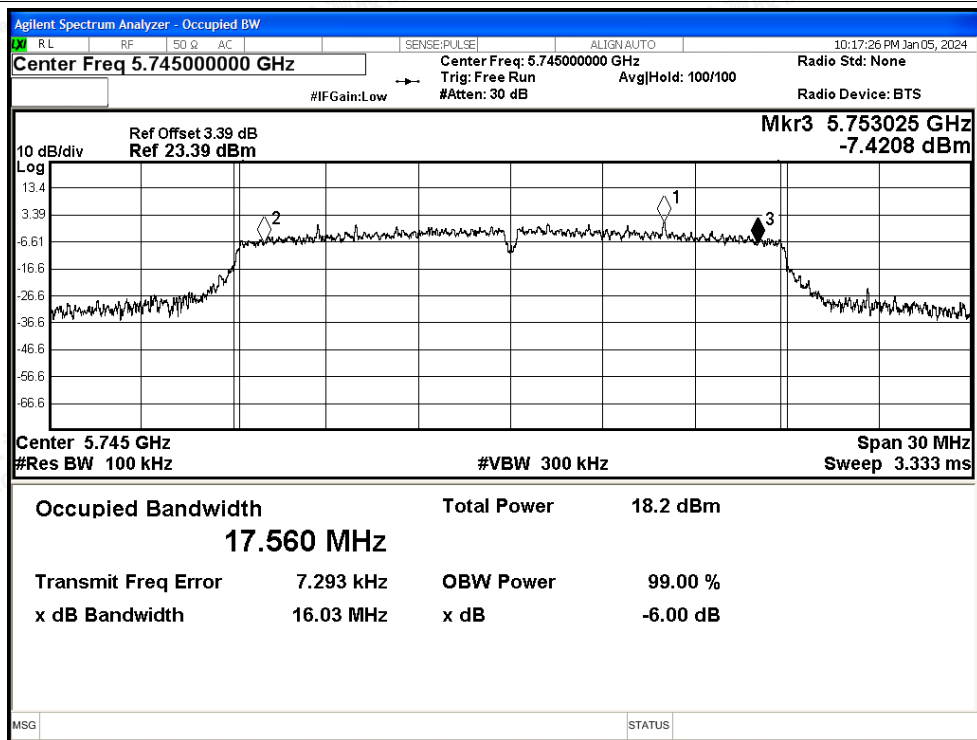


-6dB Bandwidth NVNT a 5825MHz Ant0



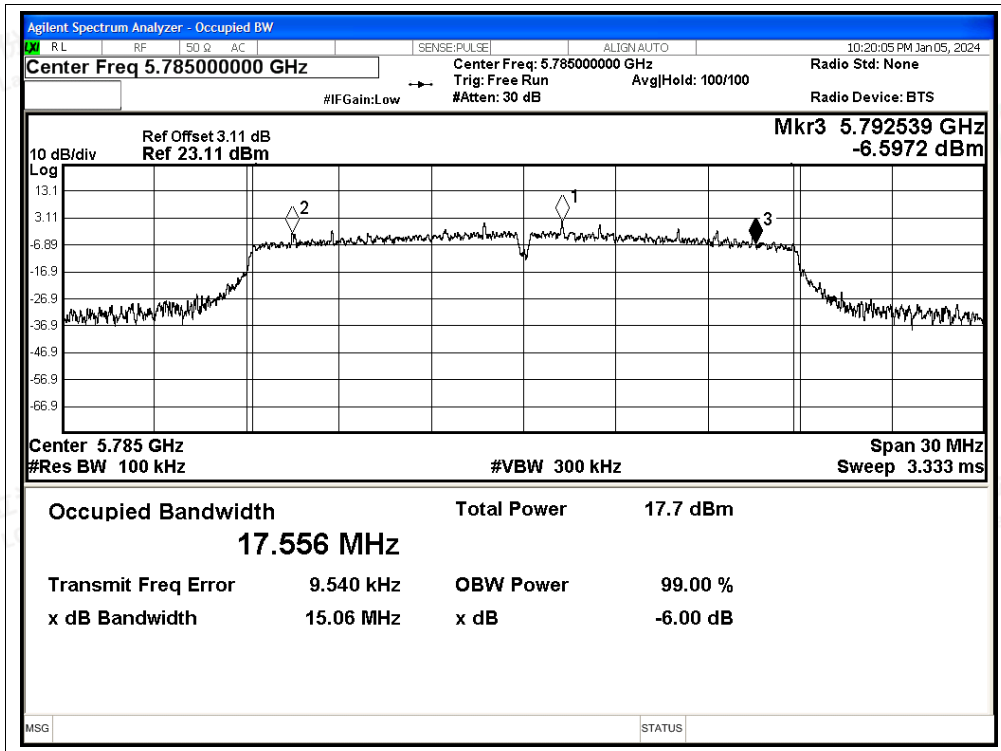
Test Graphs

-6dB Bandwidth NVNT n20 5745MHz Ant0



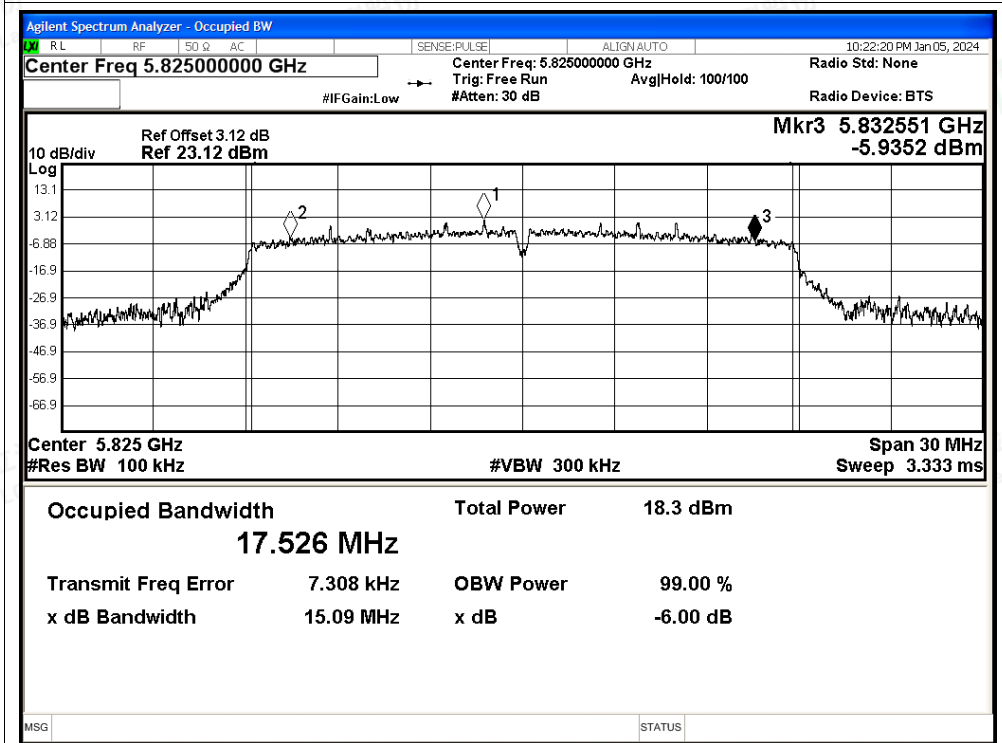
-6dB Bandwidth NVNT n20 5785MHz Ant0



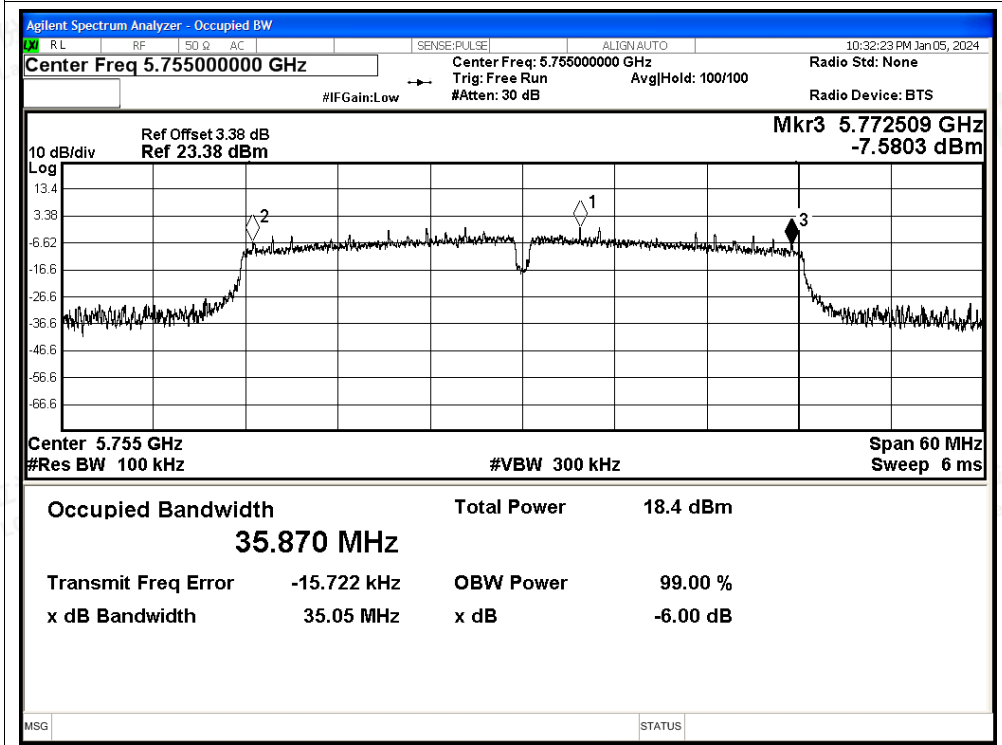




-6dB Bandwidth NVNT n20 5825MHz Ant0

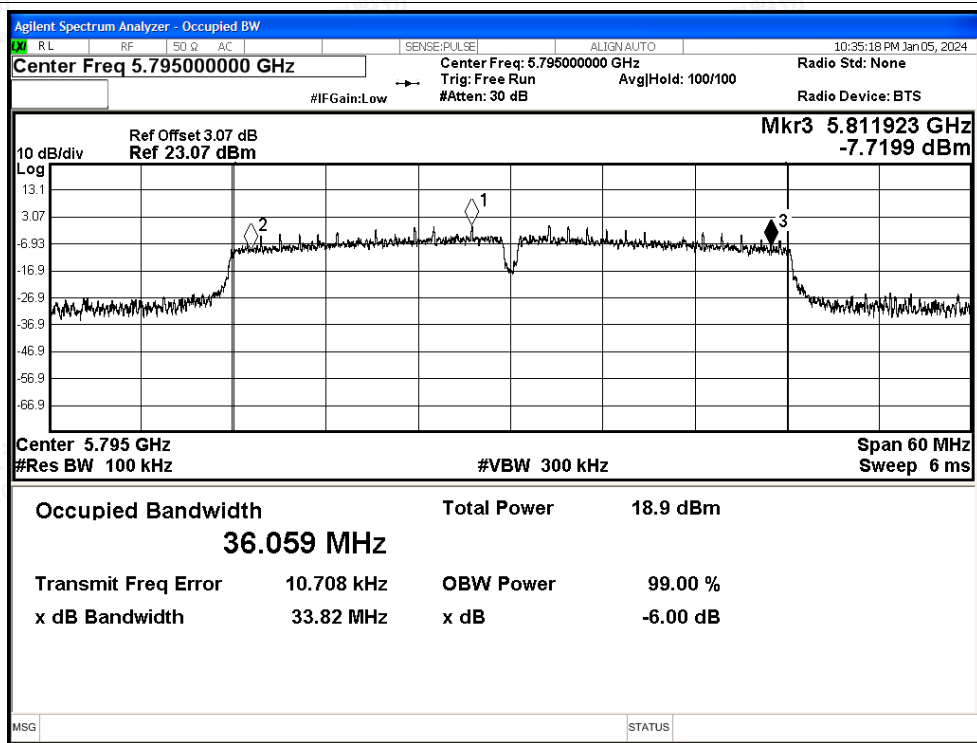


-6dB Bandwidth NVNT n40 5755MHz Ant0

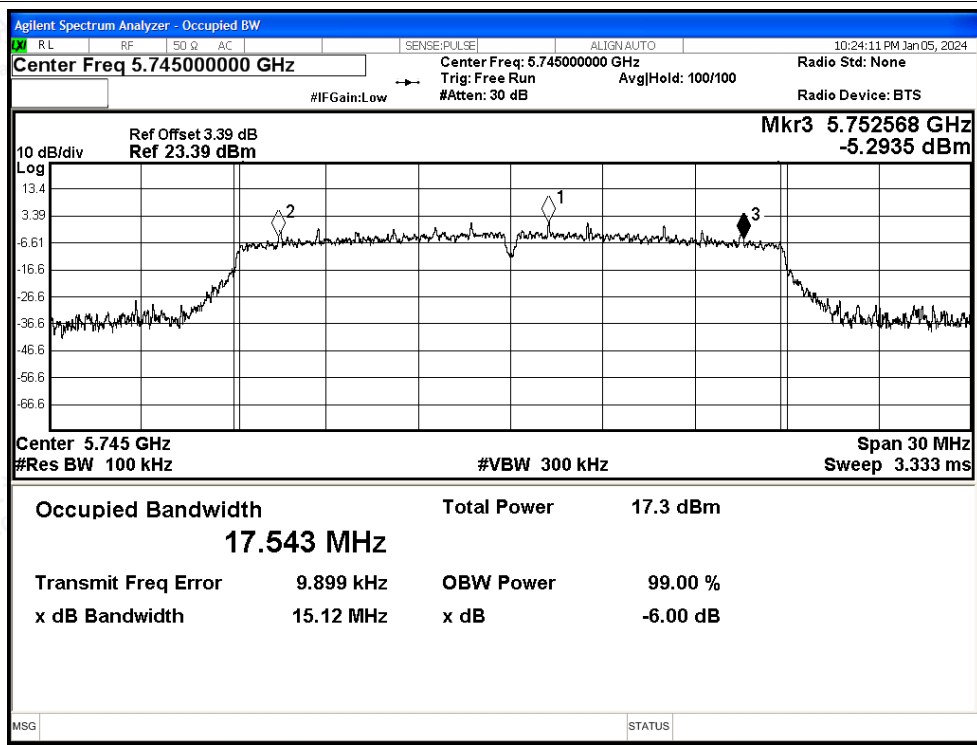


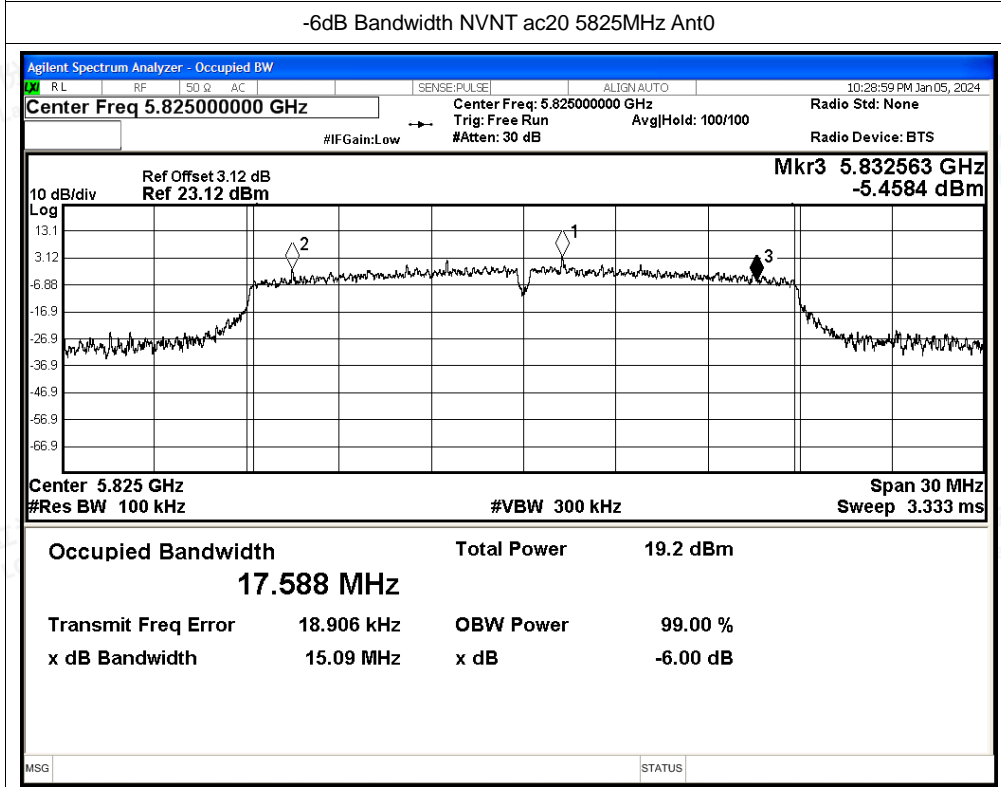
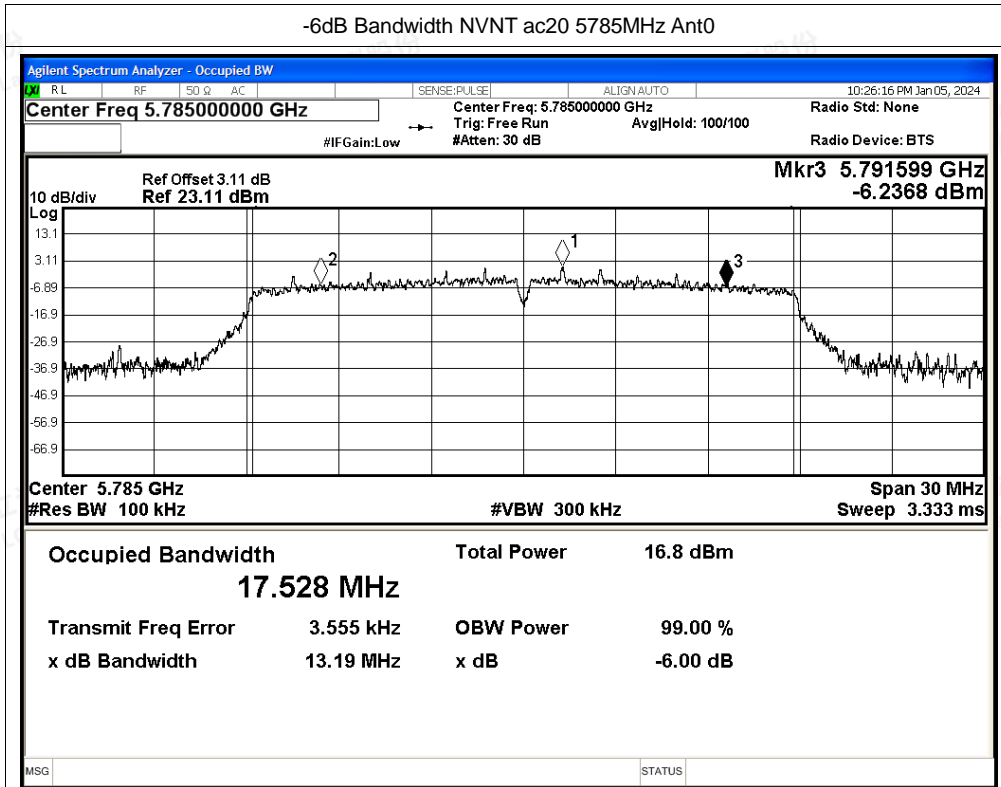


-6dB Bandwidth NVNT n40 5795MHz Ant0

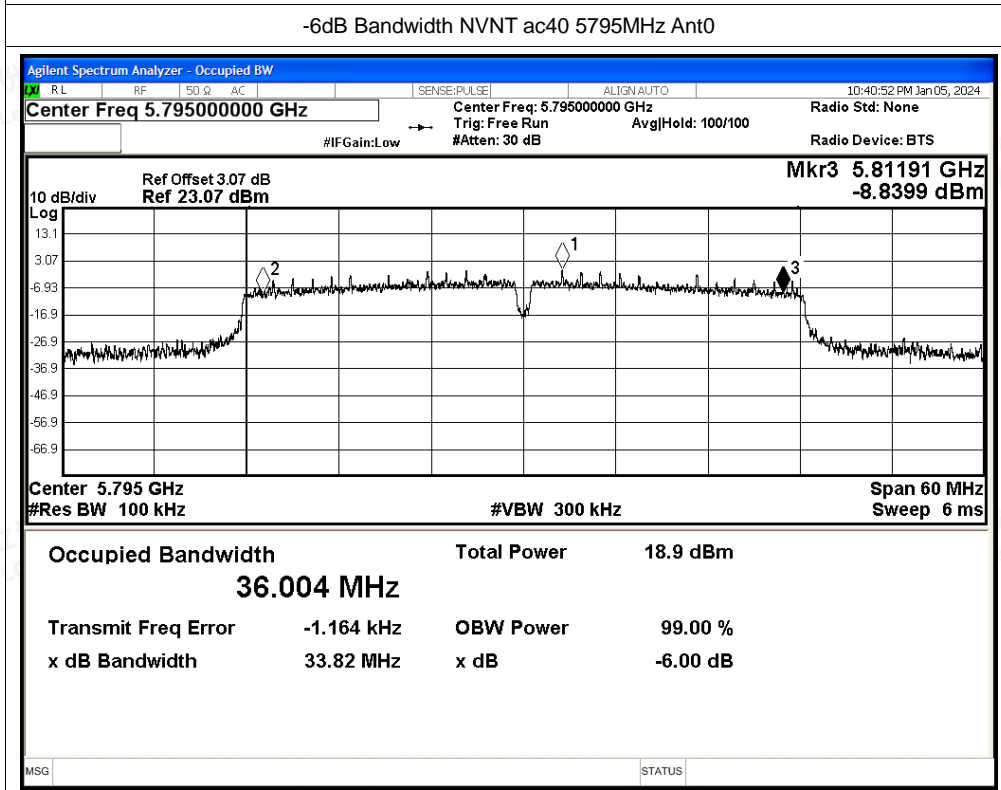
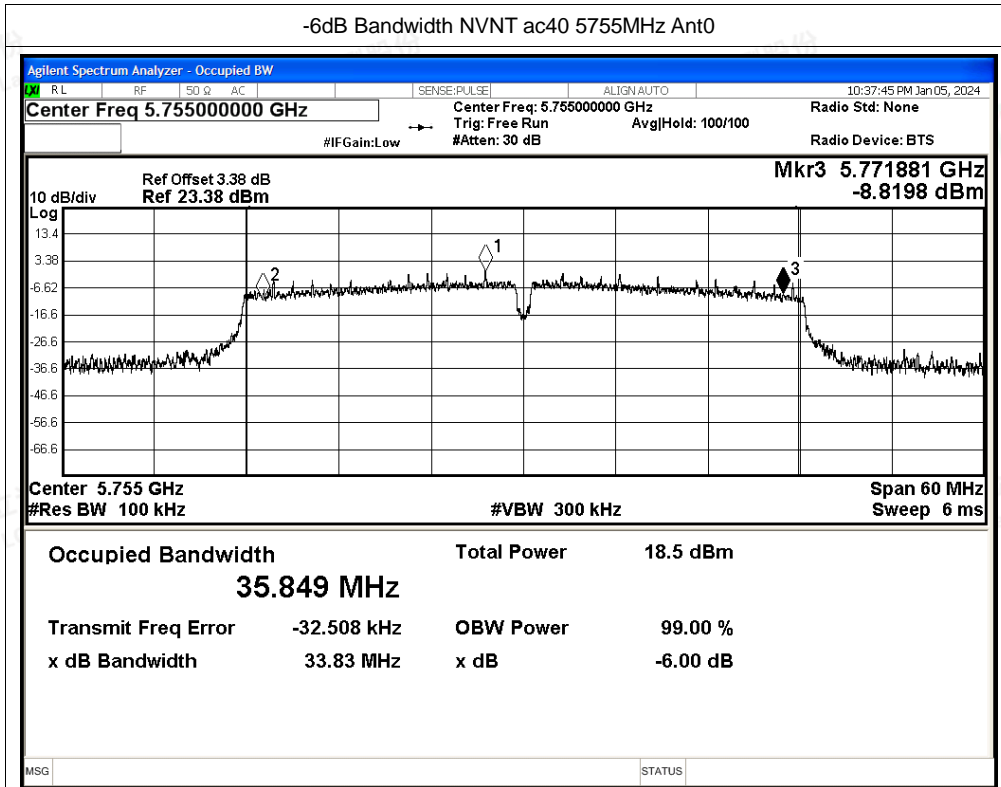


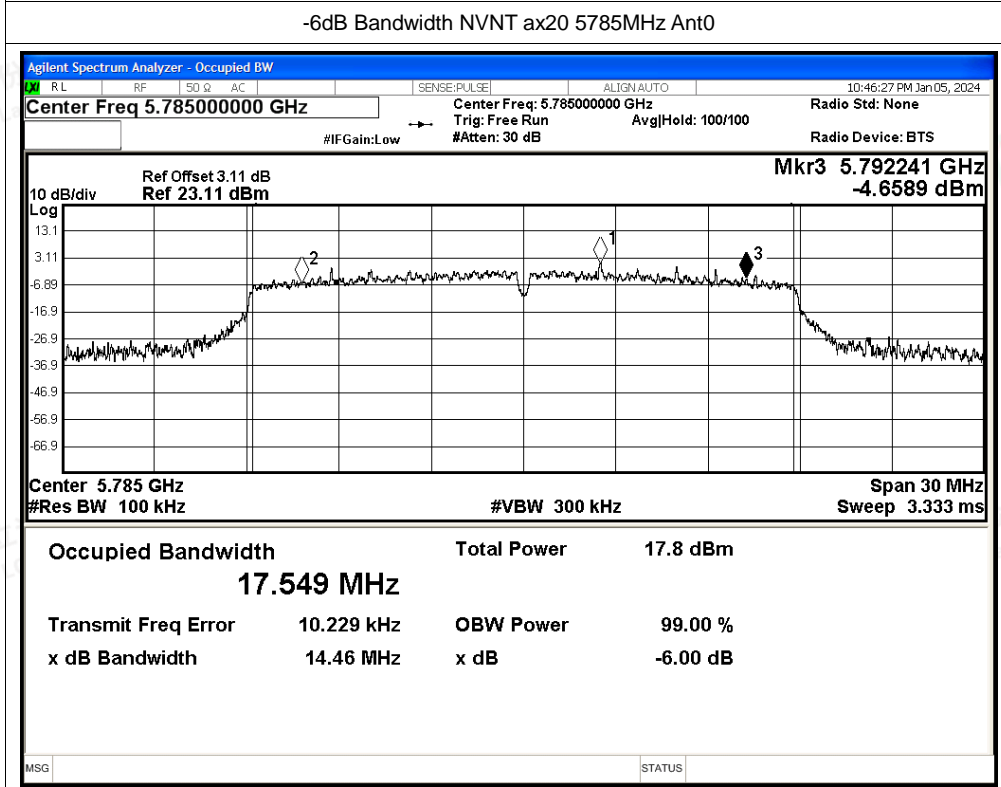
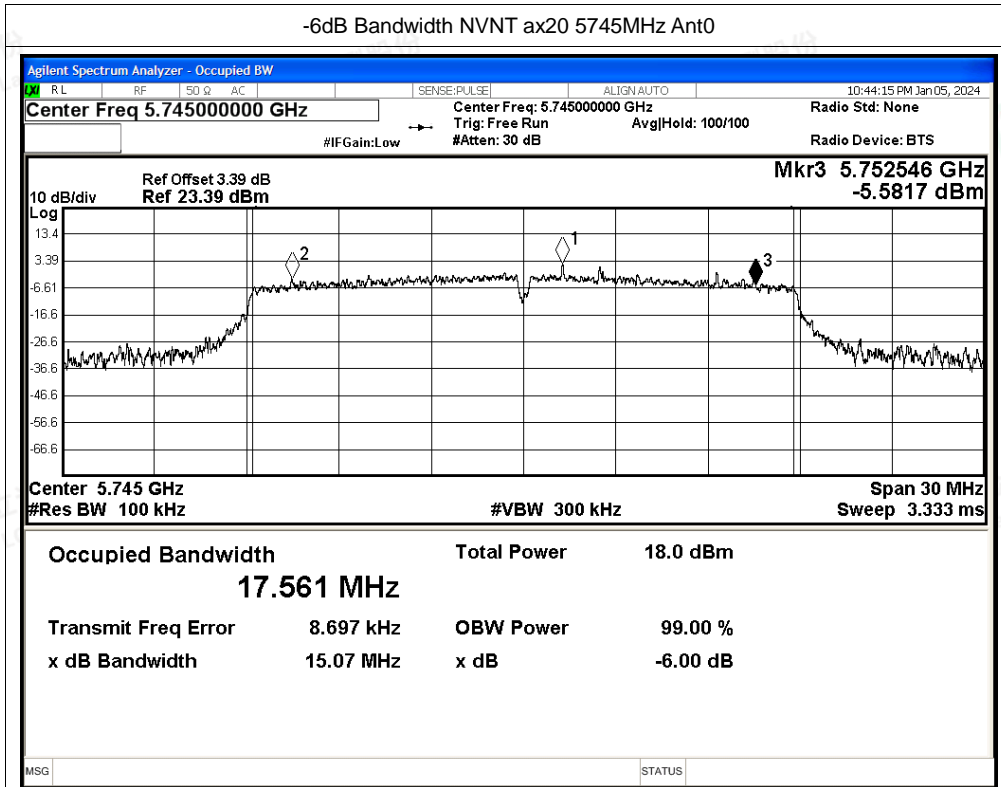
-6dB Bandwidth NVNT ac20 5745MHz Ant0





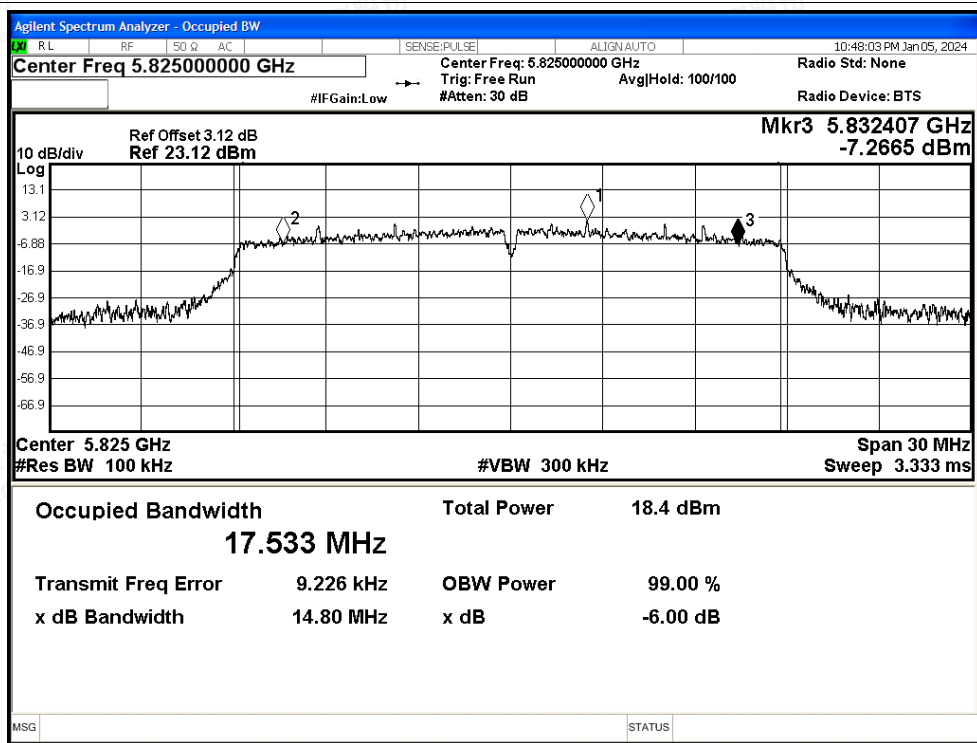




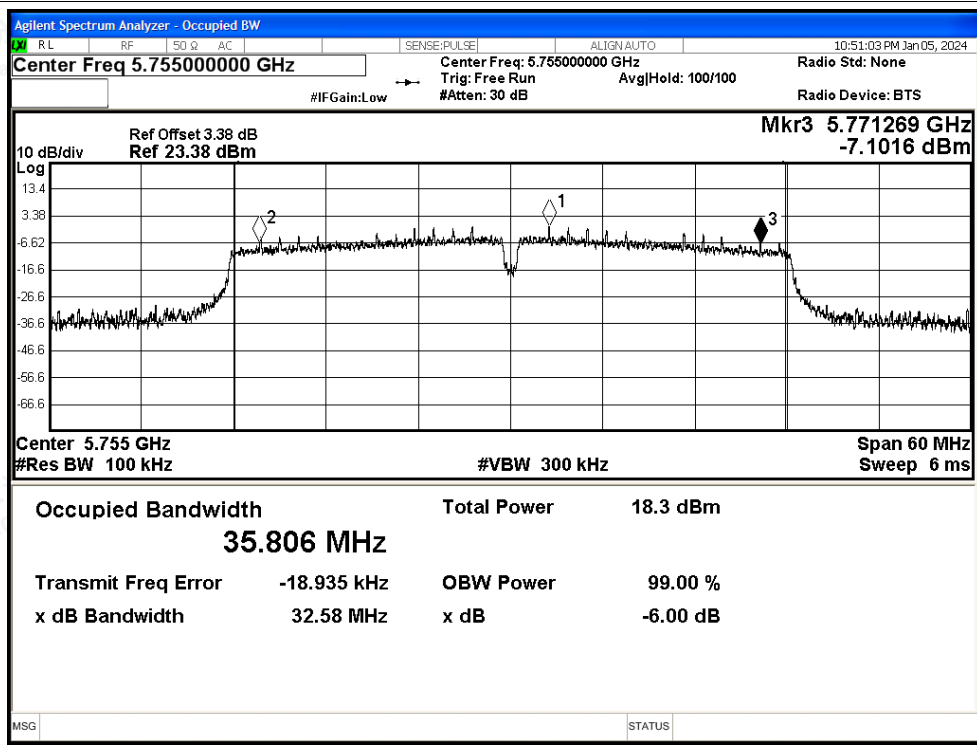


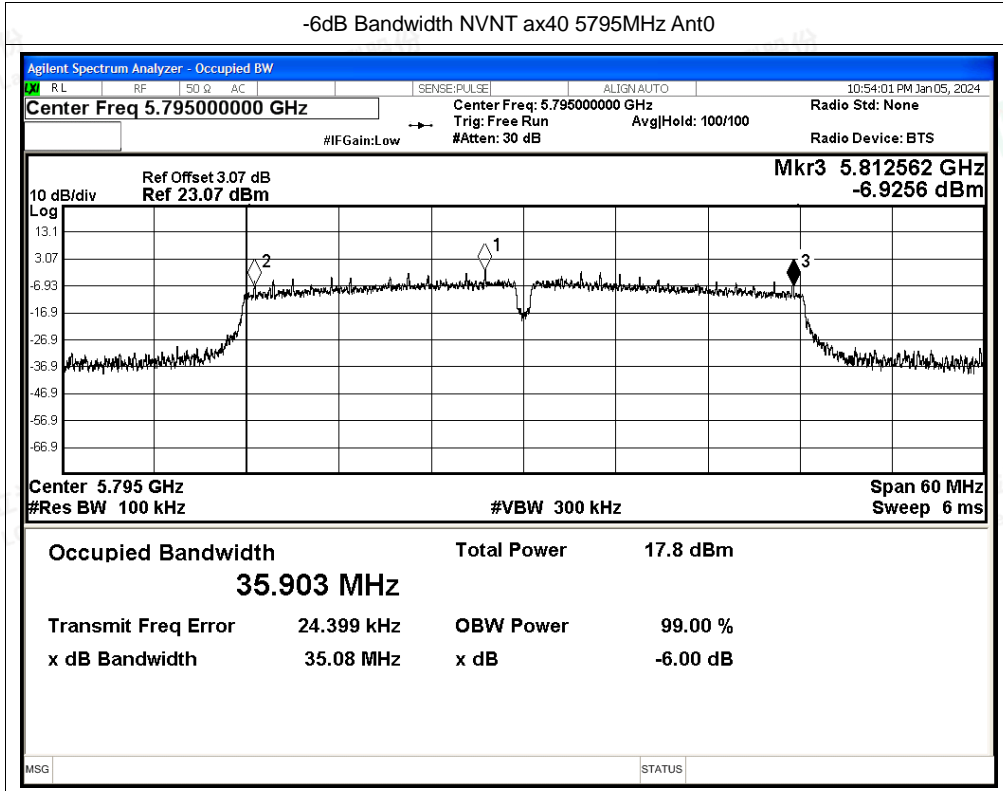


-6dB Bandwidth NVNT ax20 5825MHz Ant0



-6dB Bandwidth NVNT ax40 5755MHz Ant0







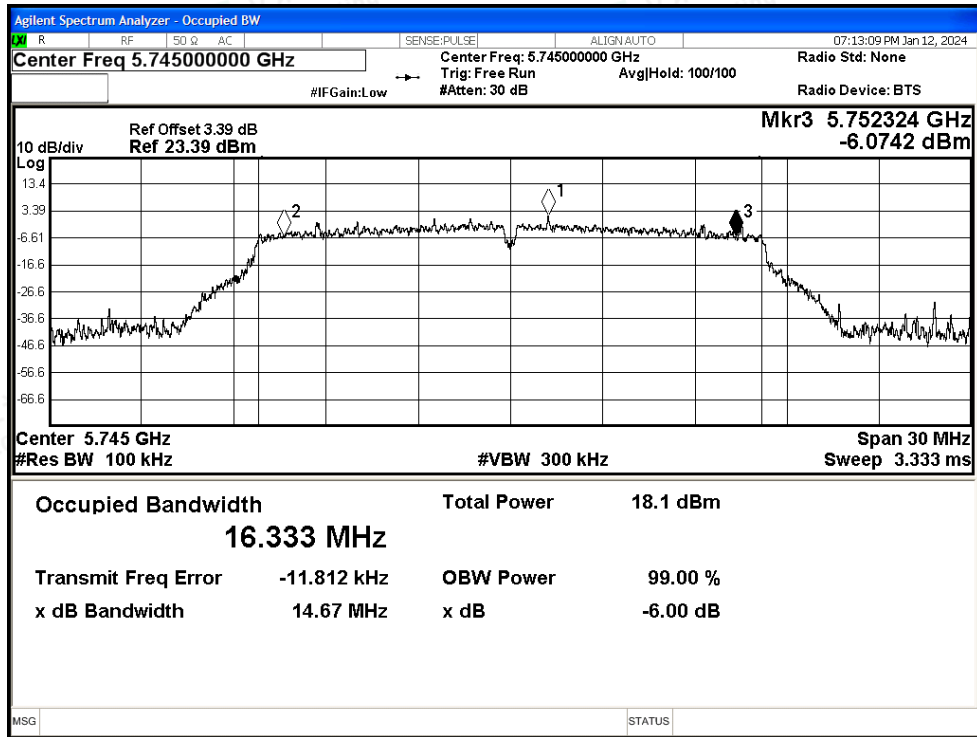
Condition	Mode	Frequency (MHz)	Antenna	-6 dB Bandwidth (MHz)	Limit -6 dB Bandwidth (MHz)	Verdict
NVNT	a	5745	Ant1	14.671	>=0.5	Pass
NVNT	a	5785	Ant1	16.027	>=0.5	Pass
NVNT	a	5825	Ant1	14.806	>=0.5	Pass
NVNT	n20	5745	Ant1	14.115	>=0.5	Pass
NVNT	n20	5785	Ant1	13.813	>=0.5	Pass
NVNT	n20	5825	Ant1	16.868	>=0.5	Pass
NVNT	n40	5755	Ant1	32.59	>=0.5	Pass
NVNT	n40	5795	Ant1	35.071	>=0.5	Pass
NVNT	ac20	5745	Ant1	15.066	>=0.5	Pass
NVNT	ac20	5785	Ant1	14.448	>=0.5	Pass
NVNT	ac20	5825	Ant1	15.101	>=0.5	Pass
NVNT	ac40	5755	Ant1	35.091	>=0.5	Pass
NVNT	ac40	5795	Ant1	32.599	>=0.5	Pass
NVNT	ax20	5745	Ant1	13.75	>=0.5	Pass
NVNT	ax20	5785	Ant1	13.852	>=0.5	Pass
NVNT	ax20	5825	Ant1	15.042	>=0.5	Pass
NVNT	ax40	5755	Ant1	35.061	>=0.5	Pass
NVNT	ax40	5795	Ant1	35.078	>=0.5	Pass



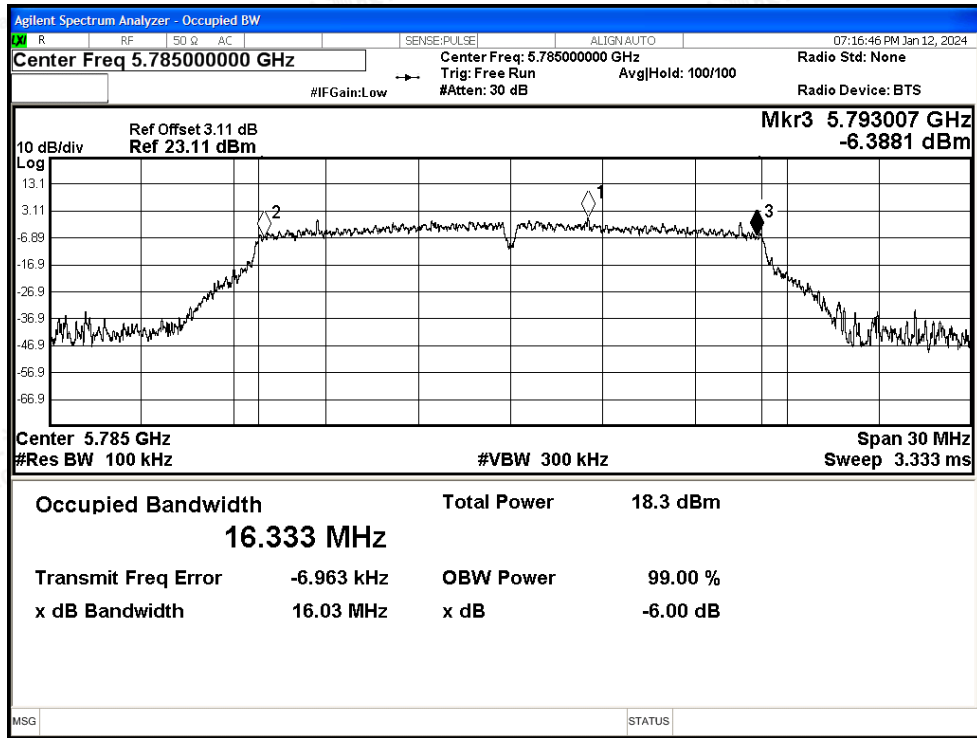


Test Graphs

-6dB Bandwidth NVNT a 5745MHz Ant1

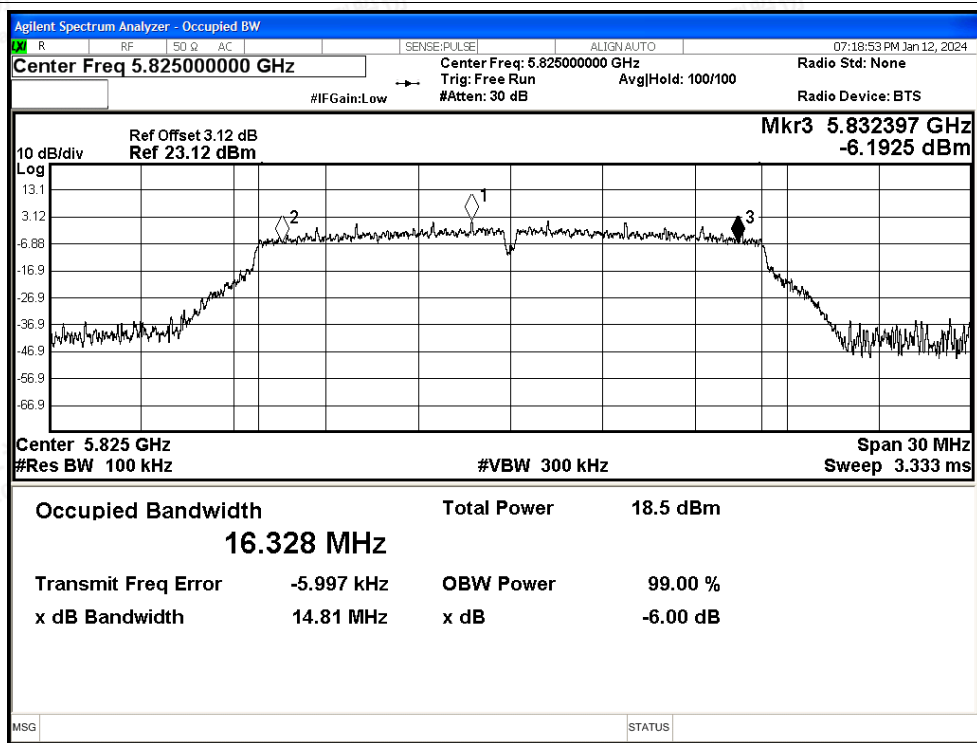


-6dB Bandwidth NVNT a 5785MHz Ant1

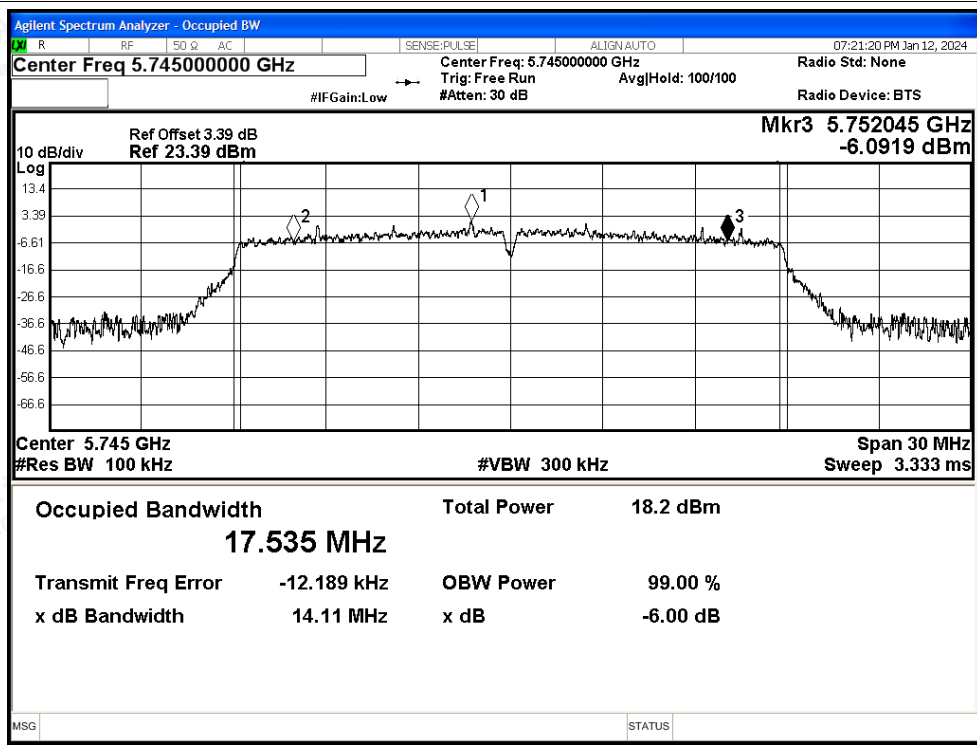




-6dB Bandwidth NVNT a 5825MHz Ant1

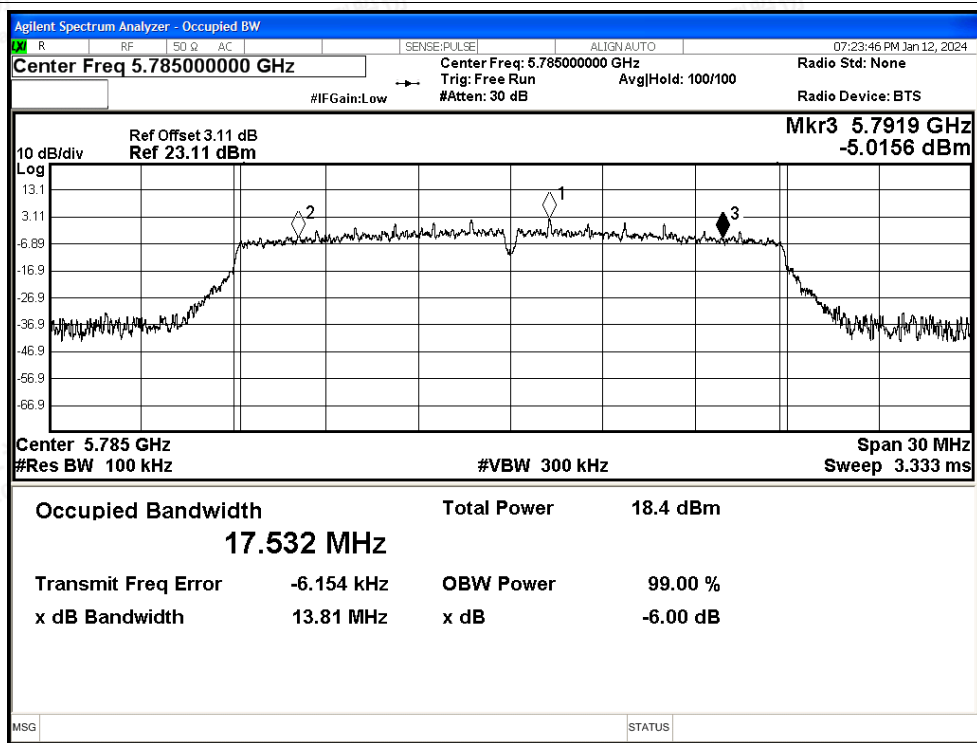


-6dB Bandwidth NVNT n20 5745MHz Ant1

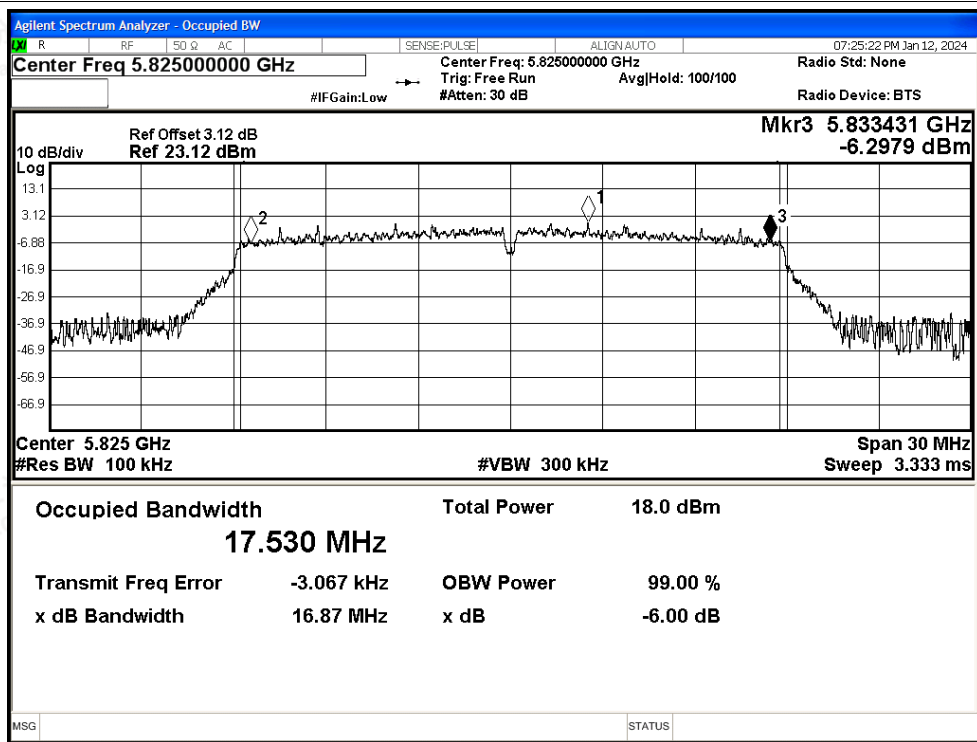




-6dB Bandwidth NVNT n20 5785MHz Ant1



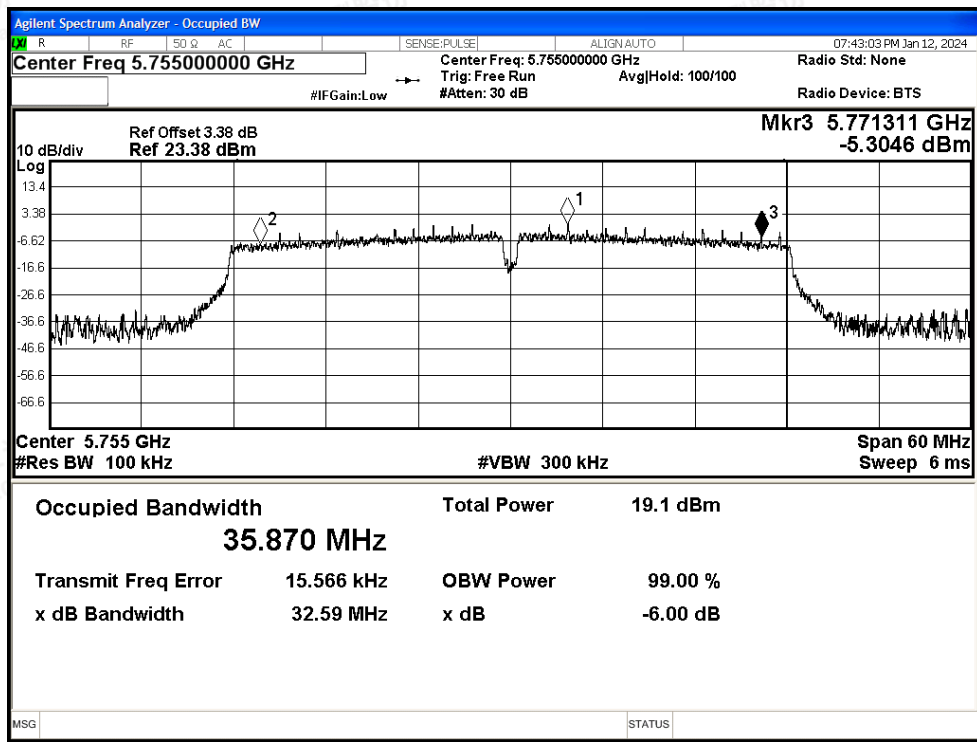
-6dB Bandwidth NVNT n20 5825MHz Ant1



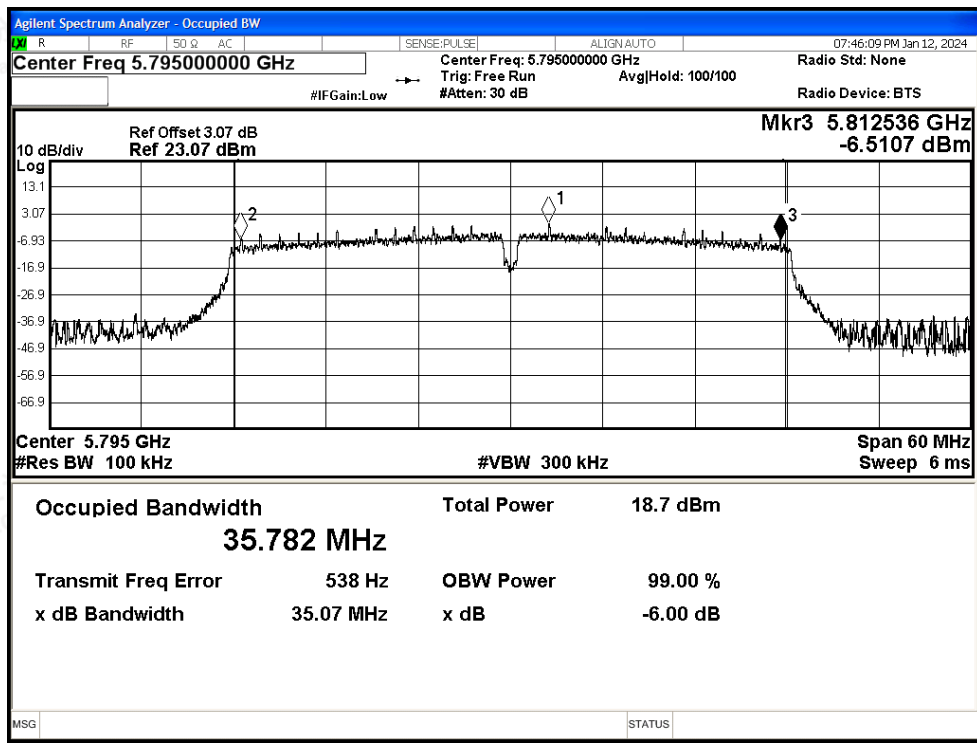




-6dB Bandwidth NVNT n40 5755MHz Ant1

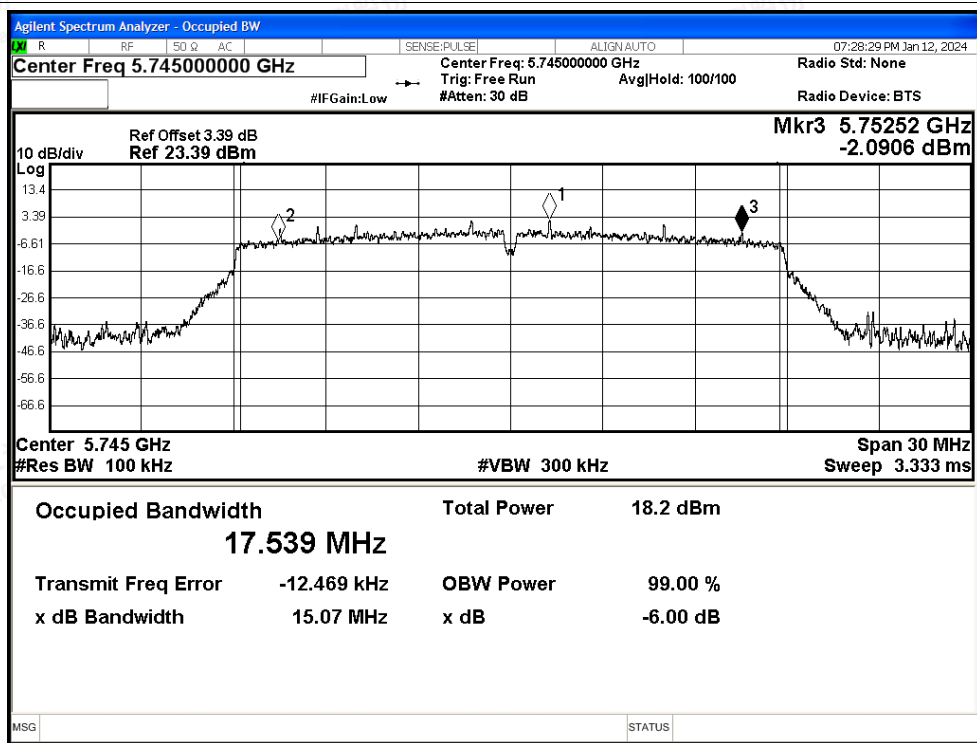


-6dB Bandwidth NVNT n40 5795MHz Ant1

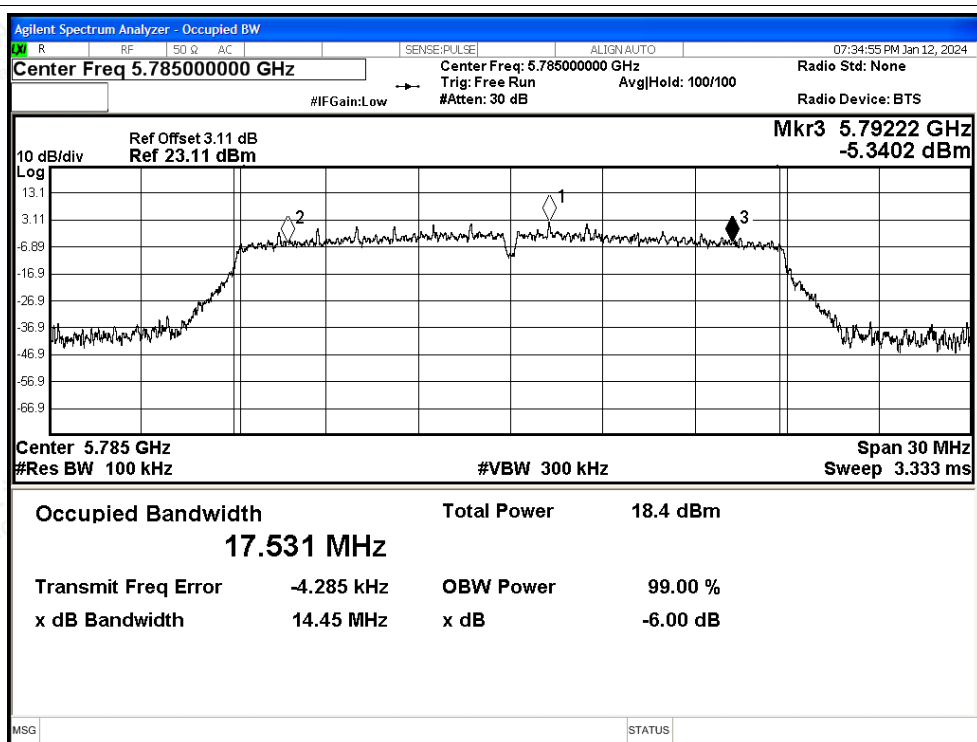




-6dB Bandwidth NVNT ac20 5745MHz Ant1

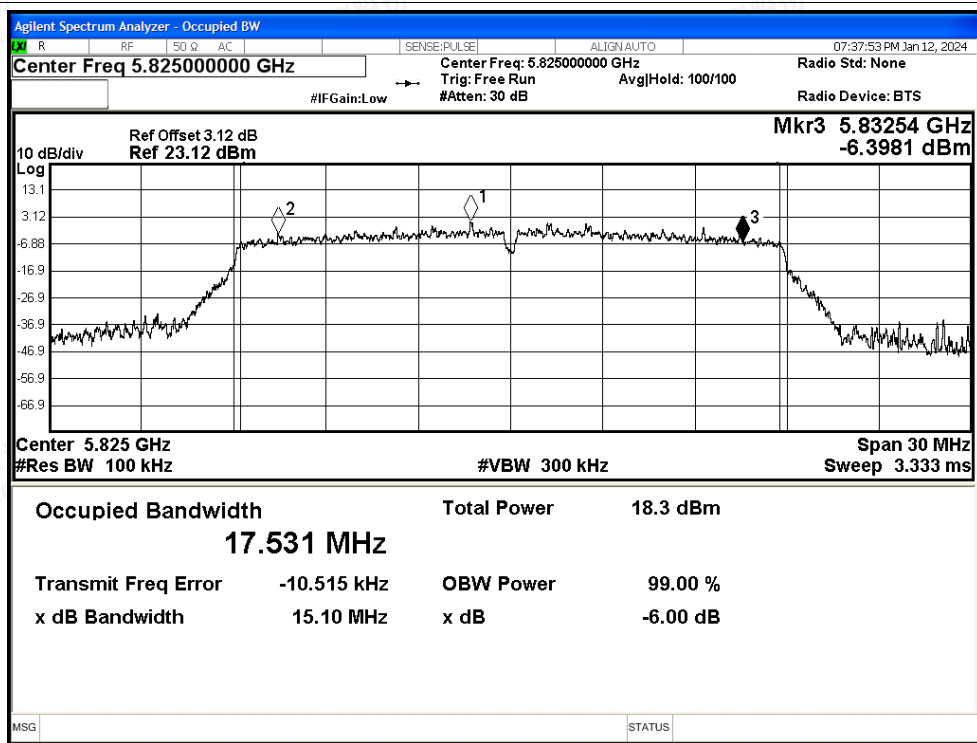


-6dB Bandwidth NVNT ac20 5785MHz Ant1

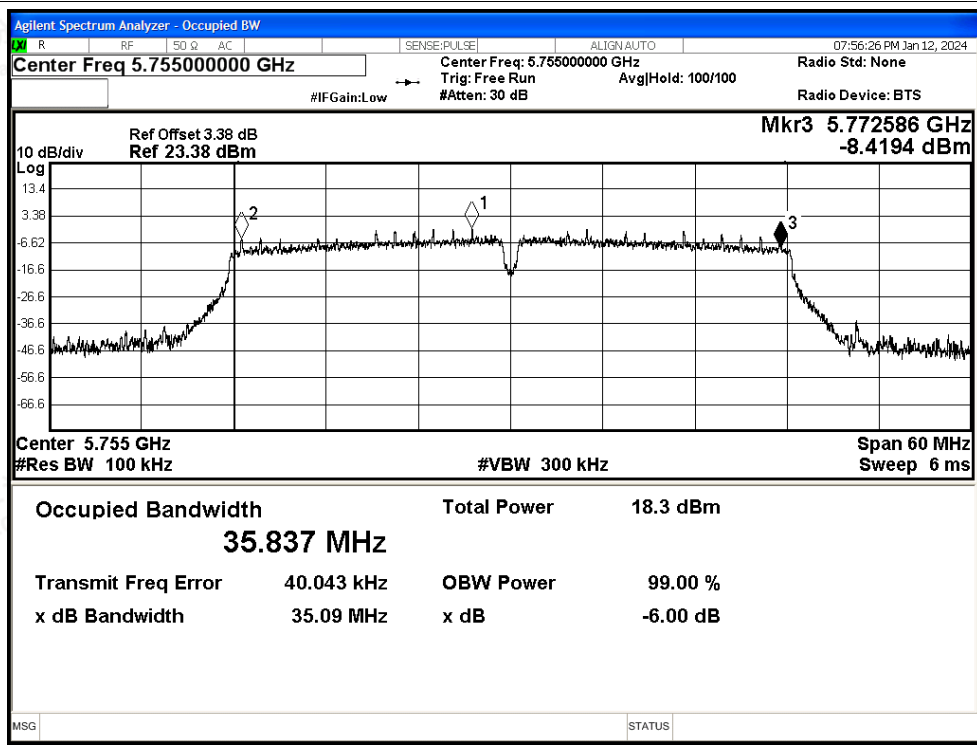




-6dB Bandwidth NVNT ac20 5825MHz Ant1

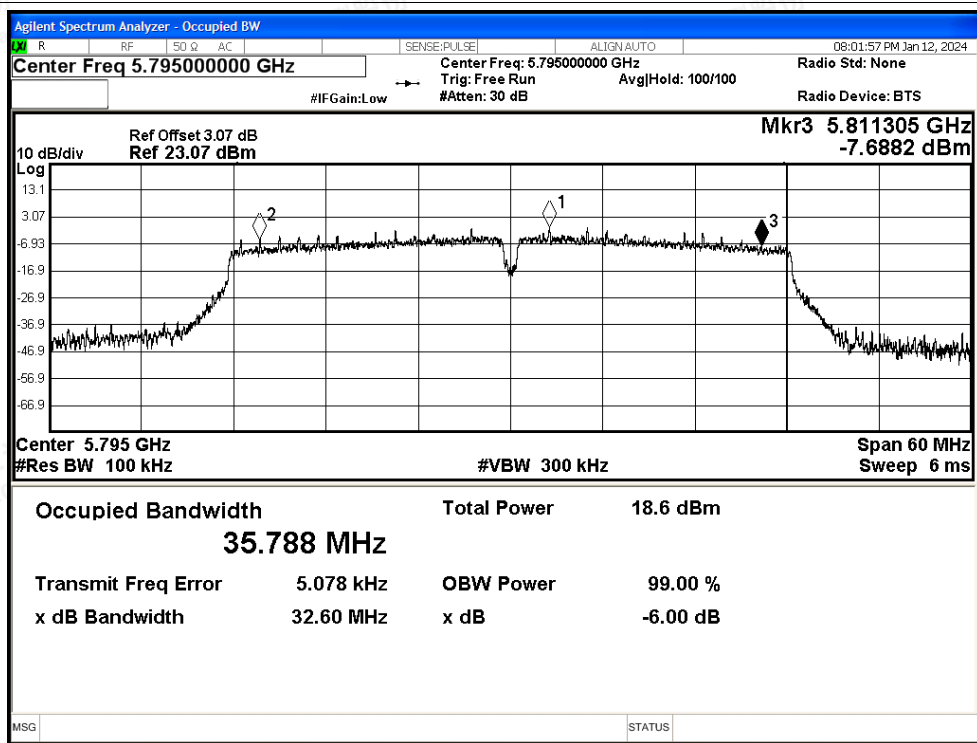


-6dB Bandwidth NVNT ac40 5755MHz Ant1

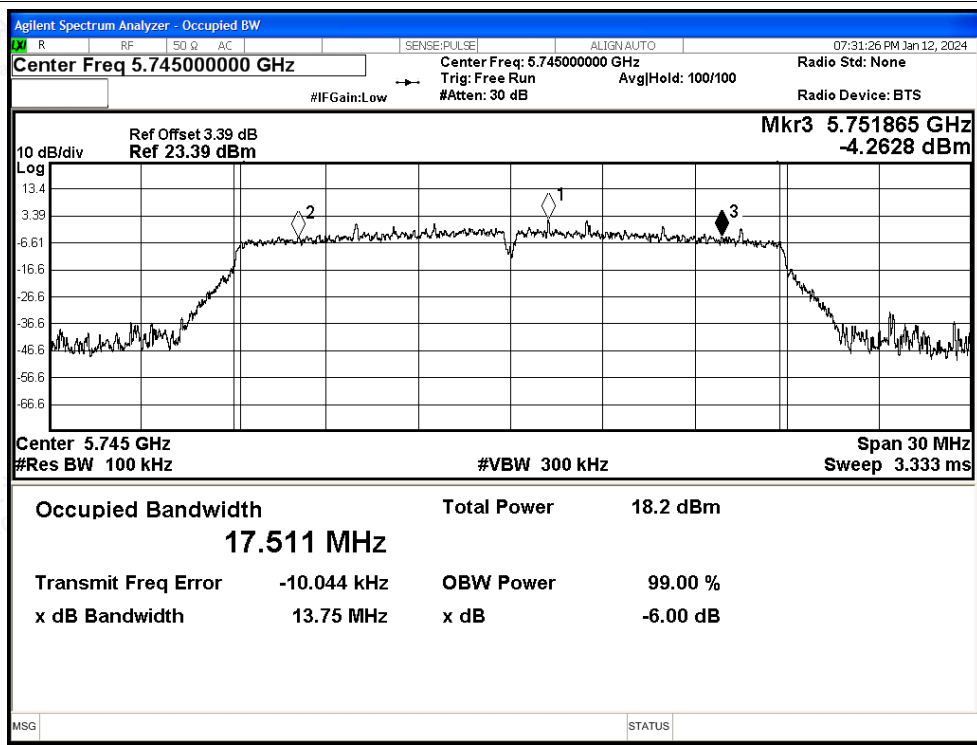




-6dB Bandwidth NVNT ac40 5795MHz Ant1

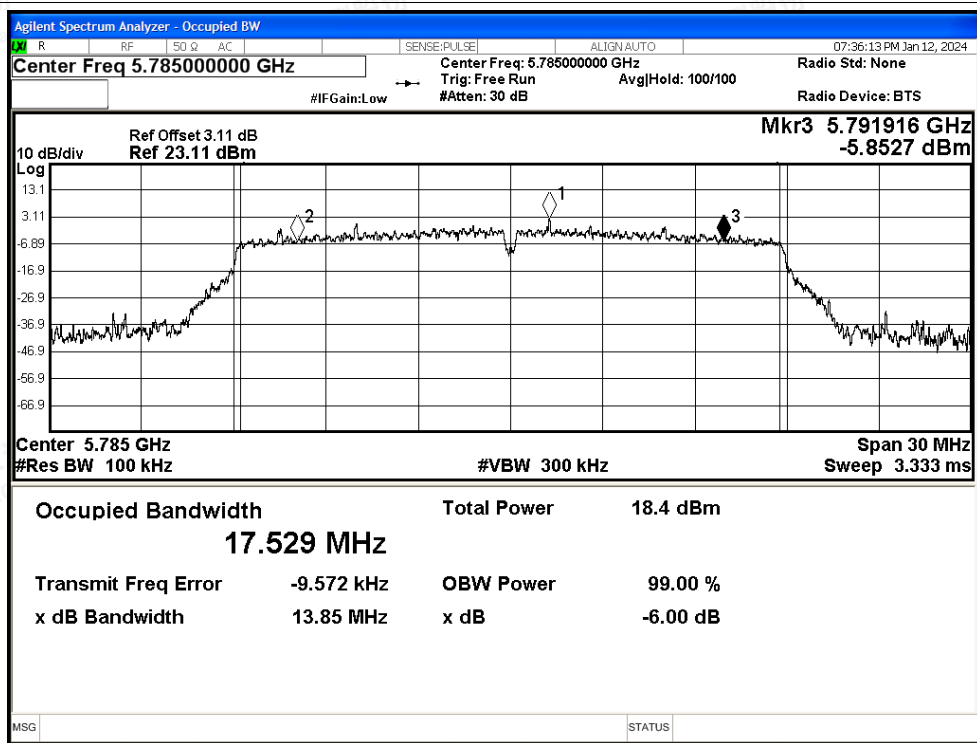


-6dB Bandwidth NVNT ax20 5745MHz Ant1

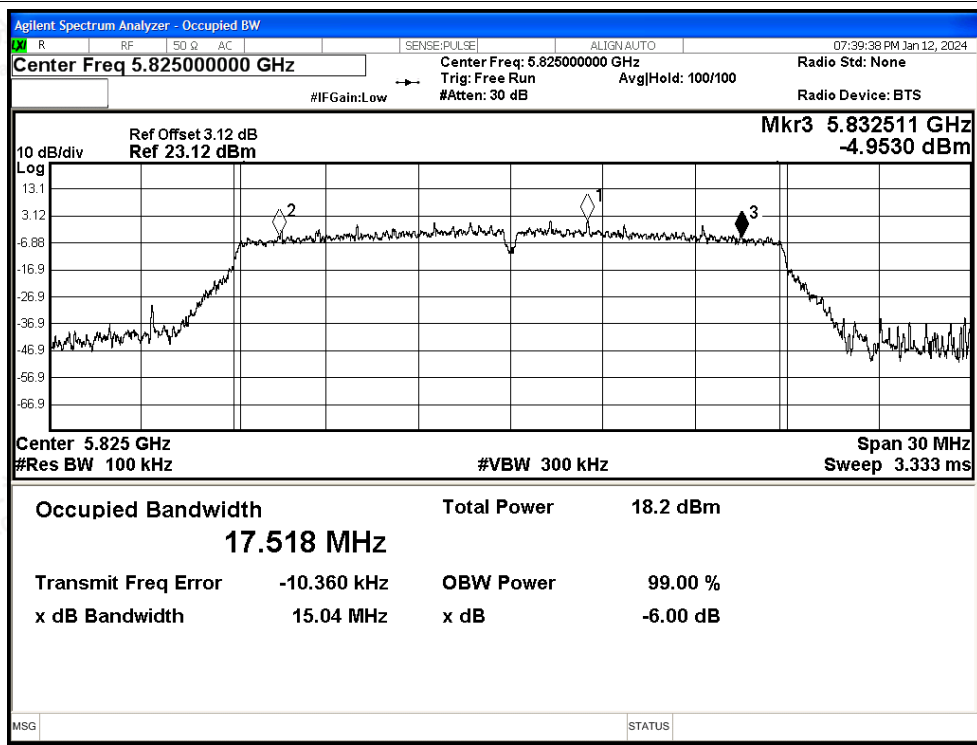




-6dB Bandwidth NVNT ax20 5785MHz Ant1

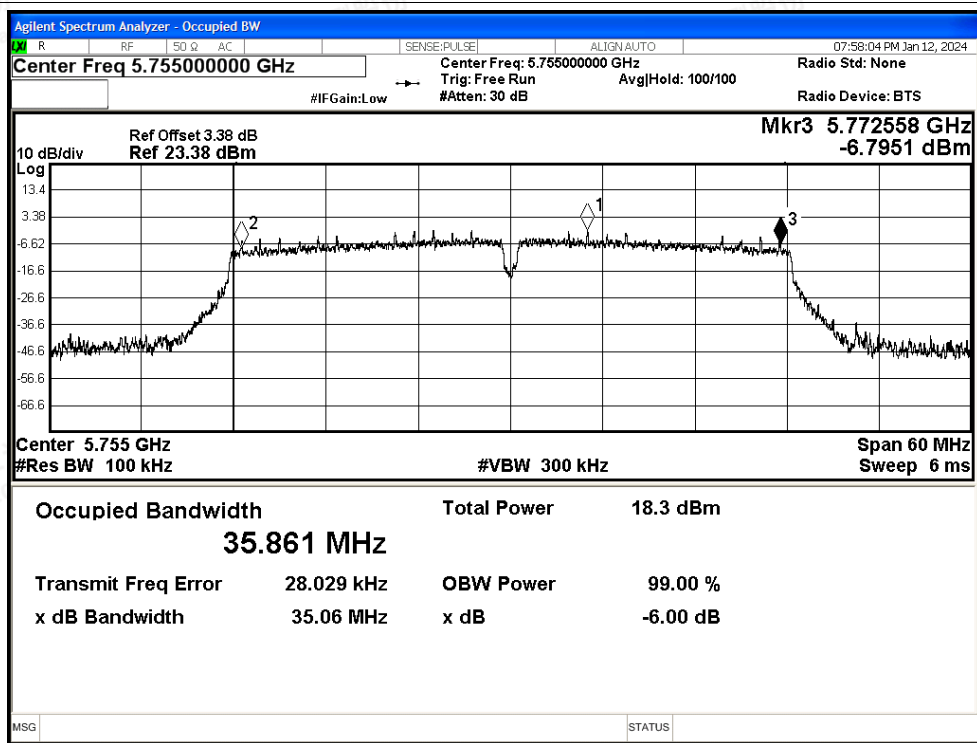


-6dB Bandwidth NVNT ax20 5825MHz Ant1

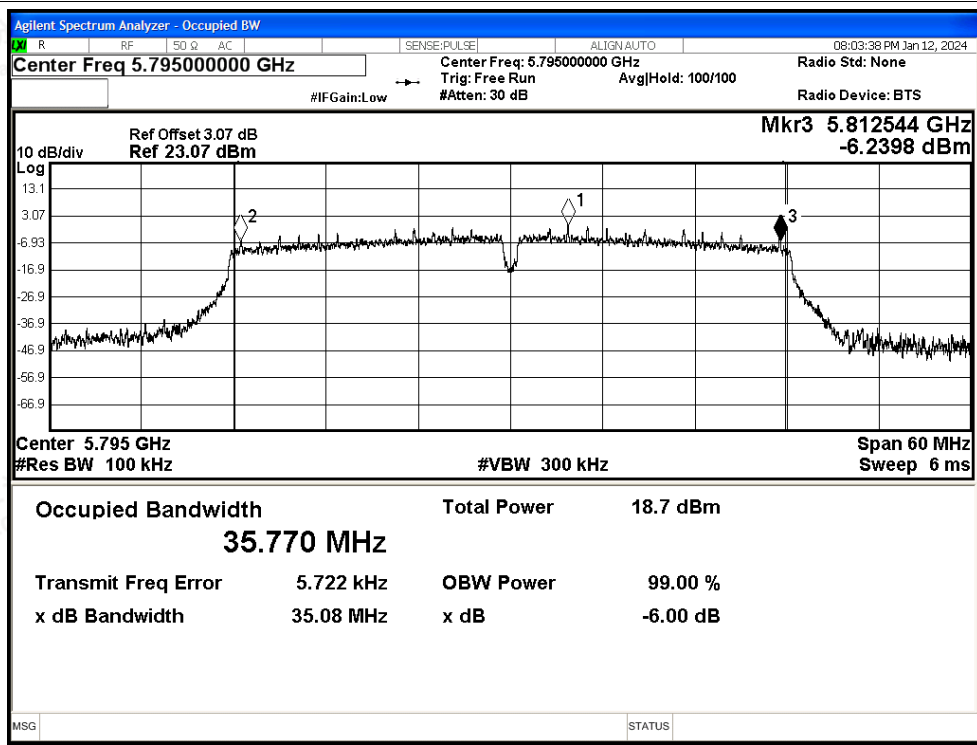




-6dB Bandwidth NVNT ax40 5755MHz Ant1



-6dB Bandwidth NVNT ax40 5795MHz Ant1





### F.2 Maximum Conducted Output Power

Condition	Mode	Frequency (MHz)	Antenna	Conducted Power (dBm)	Duty Factor (dB)	Total Power (dBm)	Limit (dBm)	Verdict
NVNT	a	5745	Ant0	12.3	0.13	12.43	30	Pass
NVNT	a	5785	Ant0	12.47	0.13	12.6	30	Pass
NVNT	a	5825	Ant0	12.69	0.13	12.82	30	Pass
NVNT	n20	5745	Ant0	12.3	0.14	12.44	30	Pass
NVNT	n20	5785	Ant0	11.74	0.14	11.88	30	Pass
NVNT	n20	5825	Ant0	12.31	0.14	12.45	30	Pass
NVNT	n40	5755	Ant0	12.02	0.28	12.3	30	Pass
NVNT	n40	5795	Ant0	12.4	0.29	12.69	30	Pass
NVNT	ac20	5745	Ant0	11.32	0.14	11.46	30	Pass
NVNT	ac20	5785	Ant0	12.66	0.14	12.8	30	Pass
NVNT	ac20	5825	Ant0	12.48	0.14	12.62	30	Pass
NVNT	ac40	5755	Ant0	12.07	0.28	12.35	30	Pass
NVNT	ac40	5795	Ant0	12.41	0.28	12.69	30	Pass
NVNT	ax20	5745	Ant0	12.17	0.15	12.32	30	Pass
NVNT	ax20	5785	Ant0	11.88	0.14	12.02	30	Pass
NVNT	ax20	5825	Ant0	12.44	0.14	12.58	30	Pass
NVNT	ax40	5755	Ant0	11.89	0.28	12.17	30	Pass
NVNT	ax40	5795	Ant0	11.41	0.28	11.69	30	Pass

Condition	Mode	Frequency (MHz)	Antenna	Conducted Power (dBm)	Duty Factor (dB)	Total Power (dBm)	Limit (dBm)	Verdict
NVNT	a	5745	Ant1	12.28	0.13	12.41	30	Pass
NVNT	a	5785	Ant1	12.44	0.13	12.57	30	Pass
NVNT	a	5825	Ant1	12.57	0.13	12.7	30	Pass
NVNT	n20	5745	Ant1	12.33	0.15	12.48	30	Pass
NVNT	n20	5785	Ant1	12.4	0.15	12.55	30	Pass
NVNT	n20	5825	Ant1	12.27	0.15	12.42	30	Pass
NVNT	n40	5755	Ant1	12.7	0.29	12.99	30	Pass
NVNT	n40	5795	Ant1	12.28	0.28	12.56	30	Pass
NVNT	ac20	5745	Ant1	12.31	0.14	12.45	30	Pass
NVNT	ac20	5785	Ant1	12.38	0.14	12.52	30	Pass
NVNT	ac20	5825	Ant1	12.28	0.14	12.42	30	Pass
NVNT	ac40	5755	Ant1	11.92	0.28	12.2	30	Pass
NVNT	ac40	5795	Ant1	12.16	0.28	12.44	30	Pass
NVNT	ax20	5745	Ant1	12.21	0.14	12.35	30	Pass
NVNT	ax20	5785	Ant1	12.51	0.14	12.65	30	Pass
NVNT	ax20	5825	Ant1	12.27	0.14	12.41	30	Pass
NVNT	ax40	5755	Ant1	11.91	0.28	12.19	30	Pass
NVNT	ax40	5795	Ant1	12.29	0.28	12.57	30	Pass





MIMO

Condition	Mode	Frequency (MHz)	Total Power (dBm)			Limit (dBm)	Verdict
			Ant0	Ant1	Ant0+Ant1		
NVNT	n20	5745	12.44	12.48	15.47	30	Pass
NVNT	n20	5785	11.88	12.55	15.24	30	Pass
NVNT	n20	5825	12.45	12.42	15.45	30	Pass
NVNT	n40	5755	12.3	12.99	15.67	30	Pass
NVNT	n40	5795	12.69	12.56	15.64	30	Pass
NVNT	ac20	5745	11.46	12.45	14.99	30	Pass
NVNT	ac20	5785	12.8	12.52	15.67	30	Pass
NVNT	ac20	5825	12.62	12.42	15.53	30	Pass
NVNT	ac40	5755	12.35	12.2	15.29	30	Pass
NVNT	ac40	5795	12.69	12.44	15.58	30	Pass
NVNT	ax20	5745	12.32	12.35	15.35	30	Pass
NVNT	ax20	5785	12.02	12.65	15.36	30	Pass
NVNT	ax20	5825	12.58	12.41	15.51	30	Pass
NVNT	ax40	5755	12.17	12.19	15.19	30	Pass
NVNT	ax40	5795	11.69	12.57	15.16	30	Pass







### F.3 Maximum Power Spectral Density Level

Condition	Mode	Frequency (MHz)	Antenna	Conducted PSD (dBm)	Duty Factor (dB)	Total PSD (dBm)	Limit (dBm)	Verdict
NVNT	a	5745	Ant0	-0.07	0.13	0.06	30	Pass
NVNT	a	5785	Ant0	0.03	0.13	0.16	30	Pass
NVNT	a	5825	Ant0	0.07	0.13	0.2	30	Pass
NVNT	n20	5745	Ant0	-0.68	0.14	-0.54	30	Pass
NVNT	n20	5785	Ant0	-0.8	0.14	-0.66	30	Pass
NVNT	n20	5825	Ant0	-0.46	0.14	-0.32	30	Pass
NVNT	n40	5755	Ant0	-3.59	0.28	-3.31	30	Pass
NVNT	n40	5795	Ant0	-2.83	0.29	-2.54	30	Pass
NVNT	ac20	5745	Ant0	-1.12	0.14	-0.98	30	Pass
NVNT	ac20	5785	Ant0	-1.85	0.14	-1.71	30	Pass
NVNT	ac20	5825	Ant0	0.66	0.14	0.8	30	Pass
NVNT	ac40	5755	Ant0	-3.28	0.28	-3	30	Pass
NVNT	ac40	5795	Ant0	-3.44	0.28	-3.16	30	Pass
NVNT	ax20	5745	Ant0	-0.46	0.15	-0.31	30	Pass
NVNT	ax20	5785	Ant0	-0.98	0.14	-0.84	30	Pass
NVNT	ax20	5825	Ant0	-0.08	0.14	0.06	30	Pass
NVNT	ax40	5755	Ant0	-3.51	0.28	-3.23	30	Pass
NVNT	ax40	5795	Ant0	-4.14	0.28	-3.86	30	Pass

Condition	Mode	Frequency (MHz)	Antenna	Conducted PSD (dBm)	Duty Factor (dB)	Total PSD (dBm)	Limit (dBm)	Verdict
NVNT	a	5745	Ant1	0.16	0.13	0.29	30	Pass
NVNT	a	5785	Ant1	-0.17	0.13	-0.04	30	Pass
NVNT	a	5825	Ant1	0.11	0.13	0.24	30	Pass
NVNT	n20	5745	Ant1	-0.56	0.15	-0.41	30	Pass
NVNT	n20	5785	Ant1	-0.49	0.15	-0.34	30	Pass
NVNT	n20	5825	Ant1	0.06	0.15	0.21	30	Pass
NVNT	n40	5755	Ant1	-3.13	0.29	-2.84	30	Pass
NVNT	n40	5795	Ant1	-3.49	0.28	-3.21	30	Pass
NVNT	ac20	5745	Ant1	-0.23	0.14	-0.09	30	Pass
NVNT	ac20	5785	Ant1	-0.17	0.14	-0.03	30	Pass
NVNT	ac20	5825	Ant1	-0.58	0.14	-0.44	30	Pass
NVNT	ac40	5755	Ant1	-4.07	0.28	-3.79	30	Pass
NVNT	ac40	5795	Ant1	-3.34	0.28	-3.06	30	Pass
NVNT	ax20	5745	Ant1	-0.39	0.14	-0.25	30	Pass
NVNT	ax20	5785	Ant1	-0.38	0.14	-0.24	30	Pass
NVNT	ax20	5825	Ant1	-0.31	0.14	-0.17	30	Pass
NVNT	ax40	5755	Ant1	-3.63	0.28	-3.35	30	Pass
NVNT	ax40	5795	Ant1	-3.14	0.28	-2.86	30	Pass



Shenzhen LCS Compliance Testing Laboratory Ltd.

Add: 101, 201 Bldg A & 301 Bldg C, Juji Industrial Park Yabianxueziwei, Shajing Street, Baoan District, Shenzhen, 518000, China

Tel: +(86) 0755-82591330 | E-mail: webmaster@lcs-cert.com | Web: www.lcs-cert.com

Scan code to check authenticity



MIMO

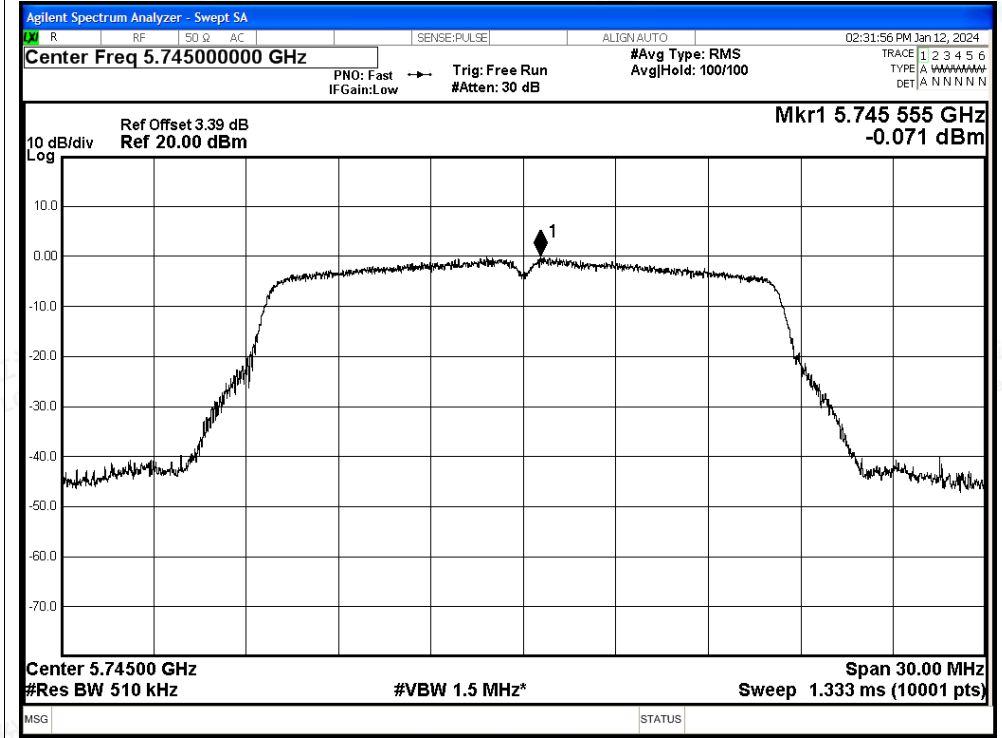
Condition	Mode	Frequency (MHz)	Total PSD (dBm/500KHz)			Limit (dBm/500KHz)	Verdict
			Ant0	Ant1	Ant0+Ant1		
NVNT	n20	5745	-0.54	-0.41	2.54	30	Pass
NVNT	n20	5785	-0.66	-0.34	2.51	30	Pass
NVNT	n20	5825	-0.32	0.21	2.96	30	Pass
NVNT	n40	5755	-3.31	-2.84	-0.06	30	Pass
NVNT	n40	5795	-2.54	-3.21	0.15	30	Pass
NVNT	ac20	5745	-0.98	-0.09	2.50	30	Pass
NVNT	ac20	5785	-1.71	-0.03	2.22	30	Pass
NVNT	ac20	5825	0.8	-0.44	3.23	30	Pass
NVNT	ac40	5755	-3	-3.79	-0.37	30	Pass
NVNT	ac40	5795	-3.16	-3.06	-0.10	30	Pass
NVNT	ax20	5745	-0.31	-0.25	2.73	30	Pass
NVNT	ax20	5785	-0.84	-0.24	2.48	30	Pass
NVNT	ax20	5825	0.06	-0.17	2.96	30	Pass
NVNT	ax40	5755	-3.23	-3.35	-0.28	30	Pass
NVNT	ax40	5795	-3.86	-2.86	-0.32	30	Pass



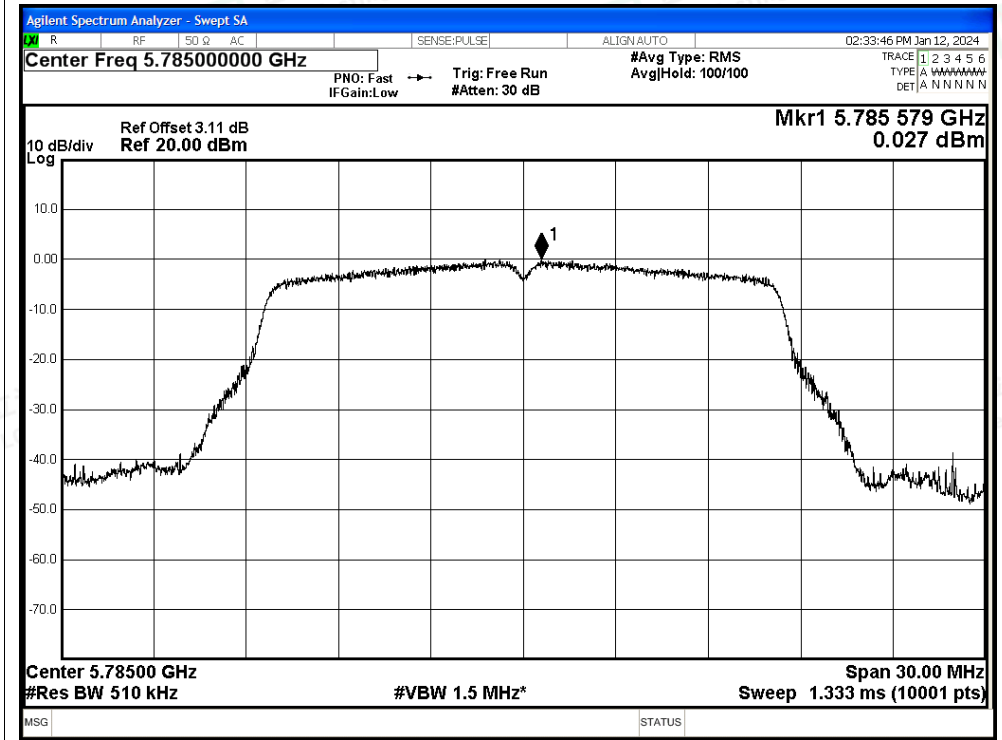


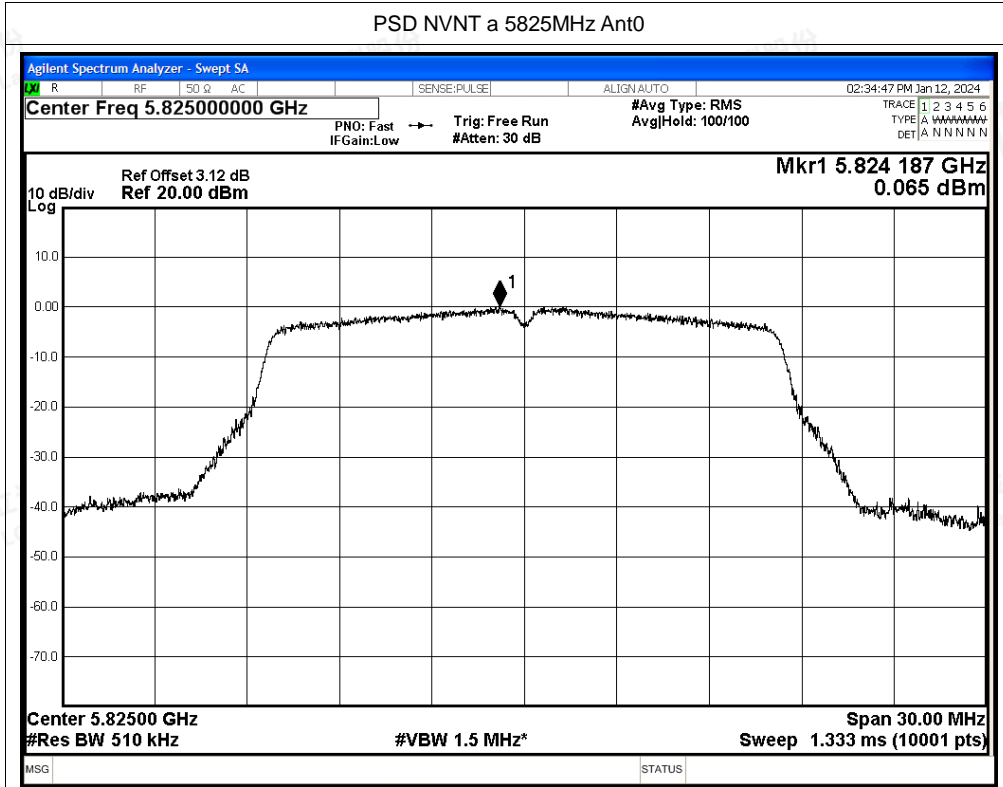
Test Graphs

PSD NVNT a 5745MHz Ant0

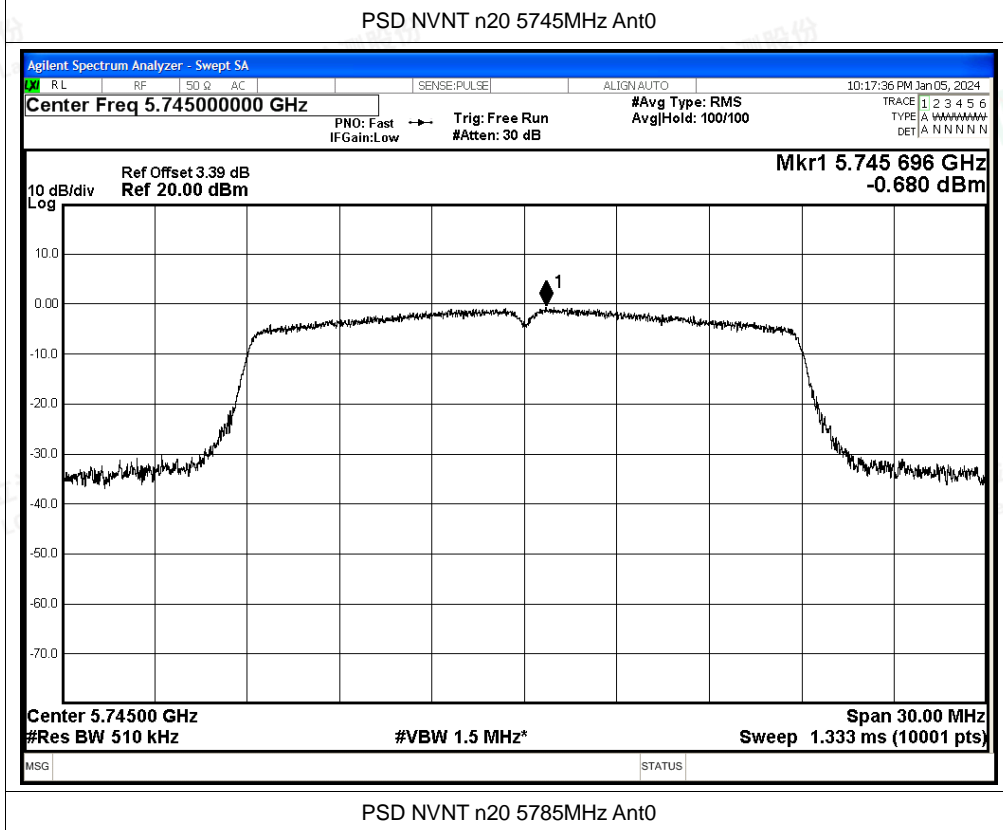


PSD NVNT a 5785MHz Ant0



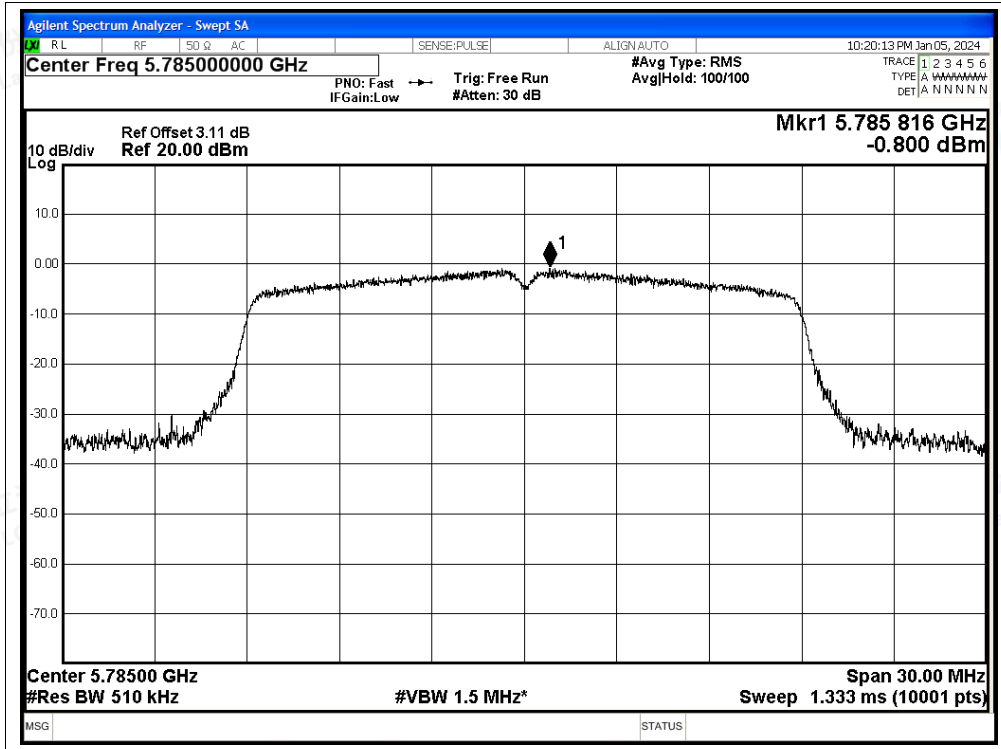


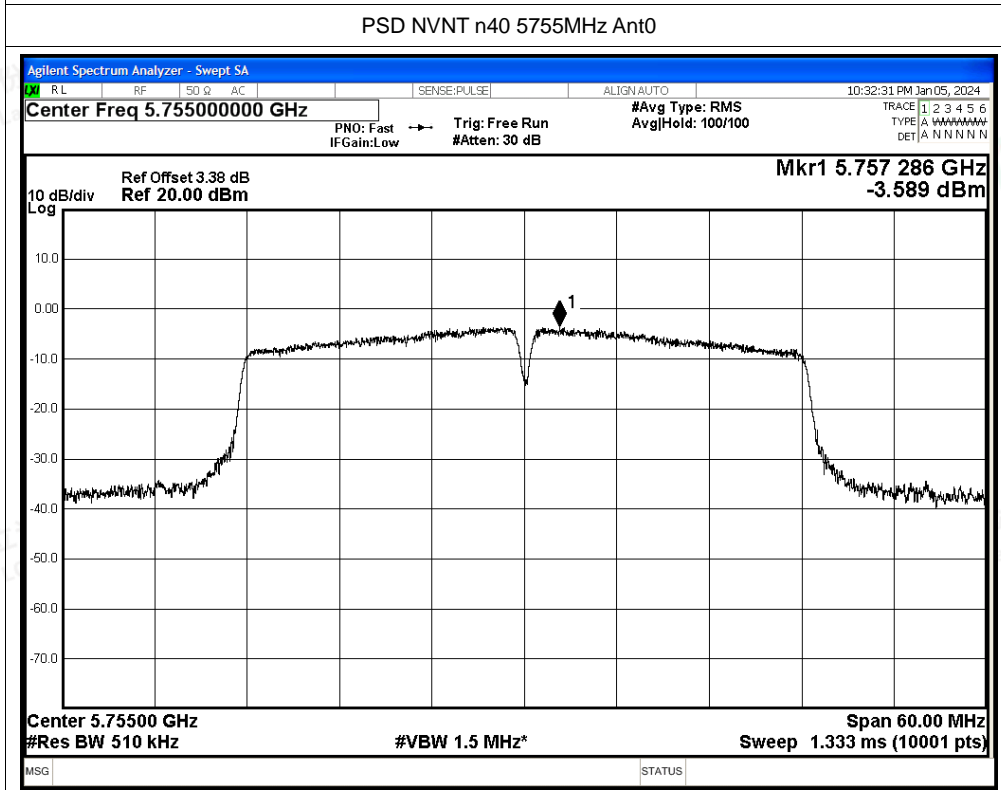
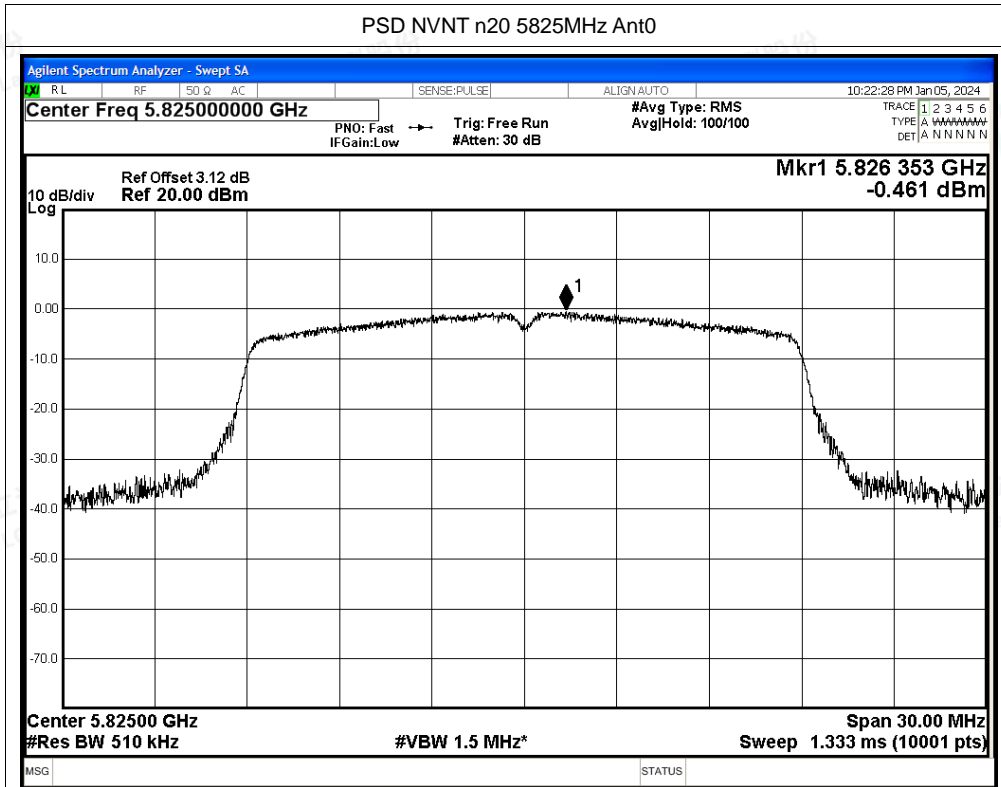
Test Graphs

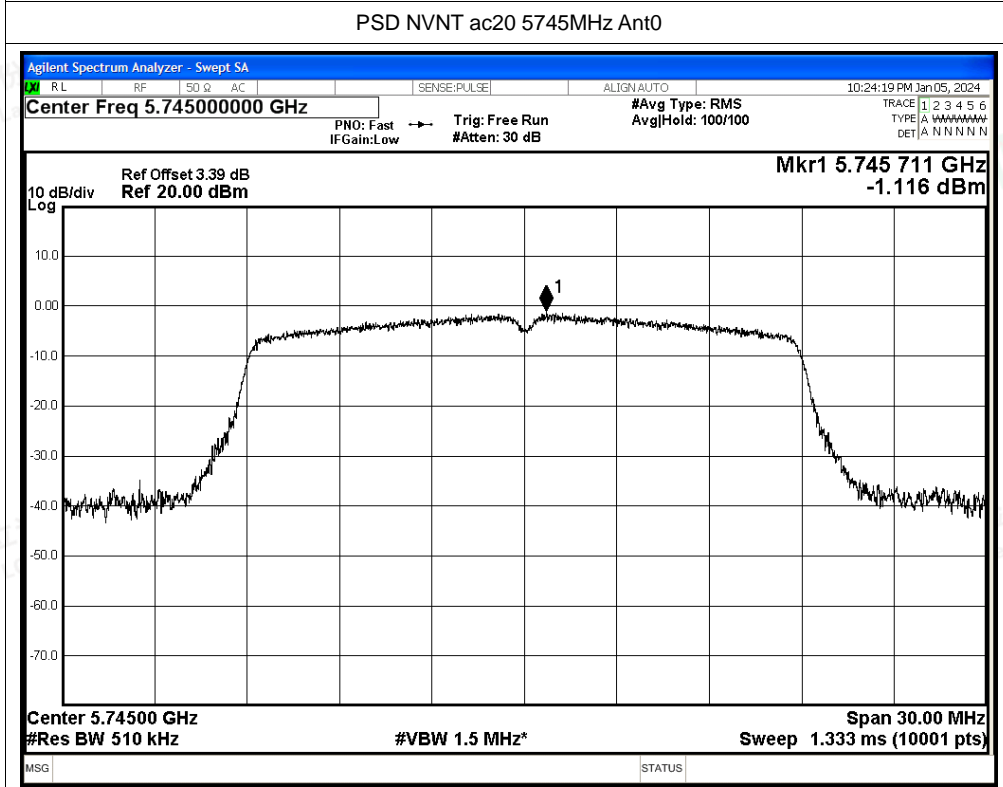
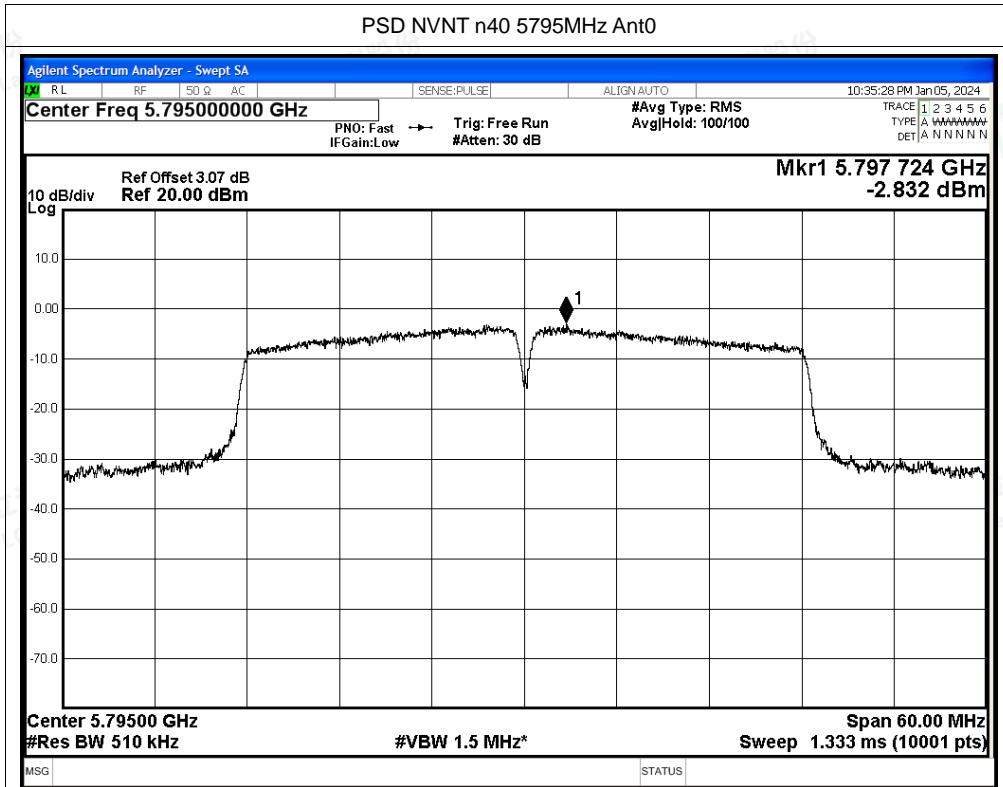


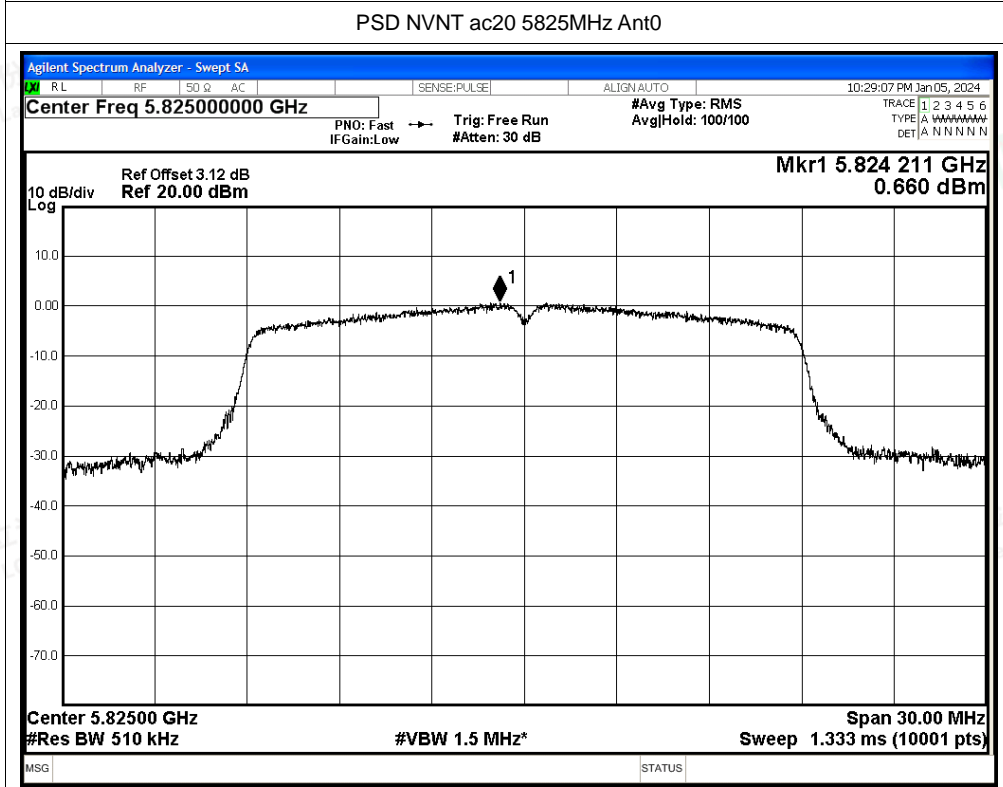
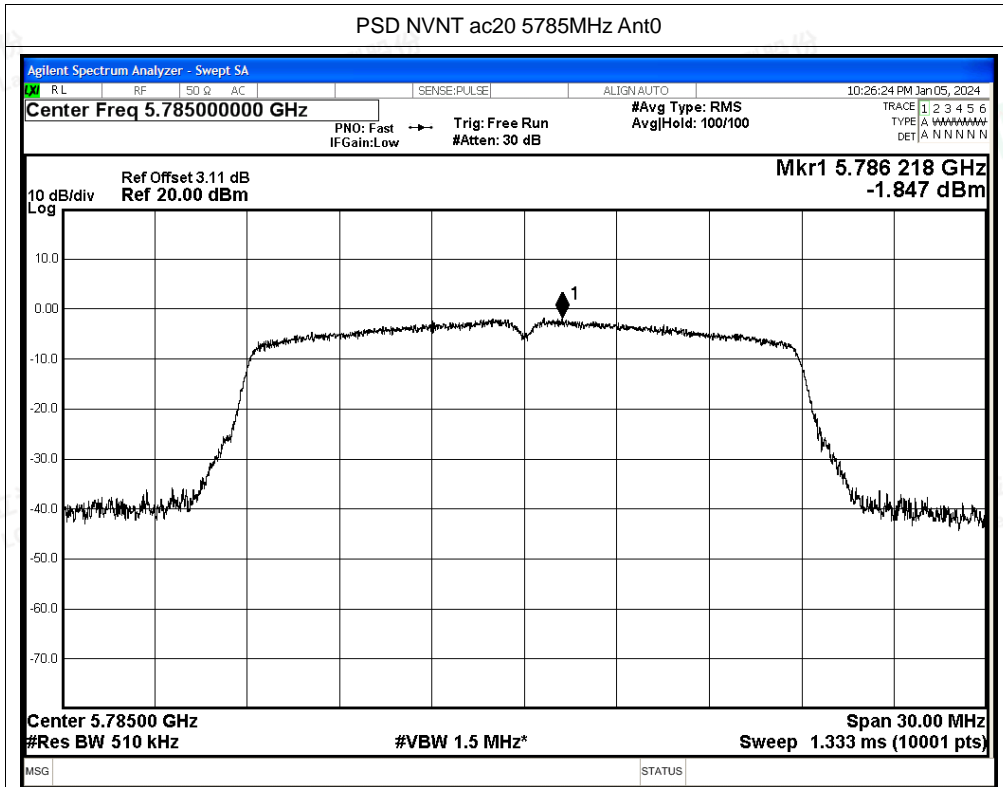
PSD NVNT n20 5785MHz Ant0



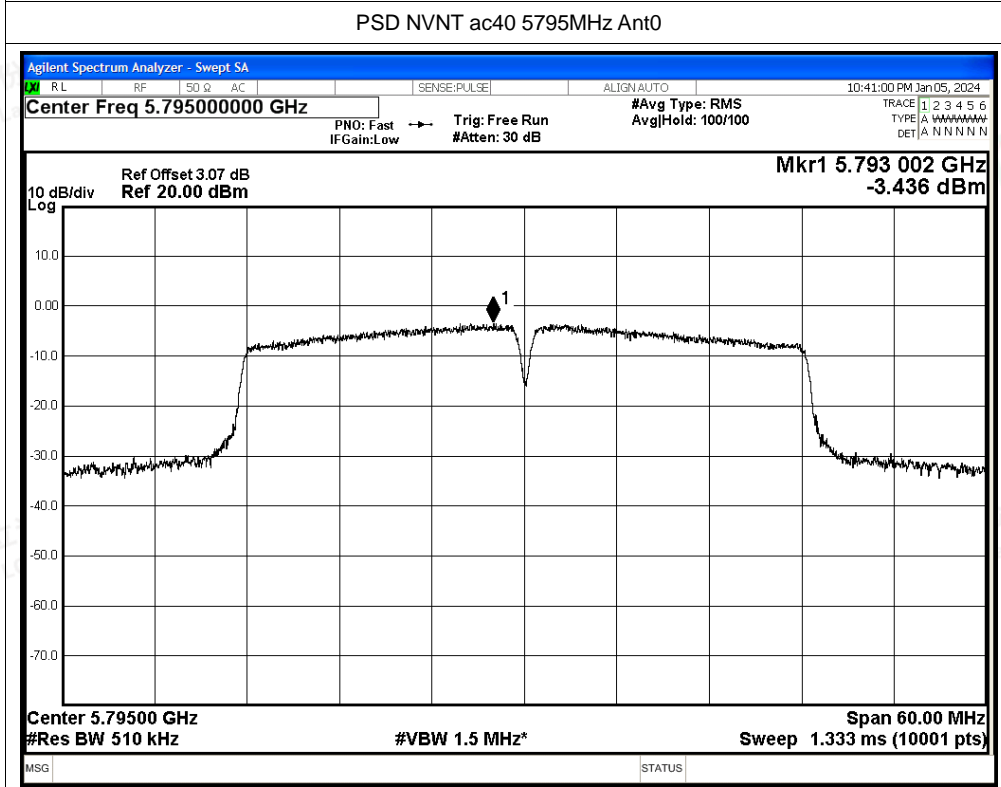
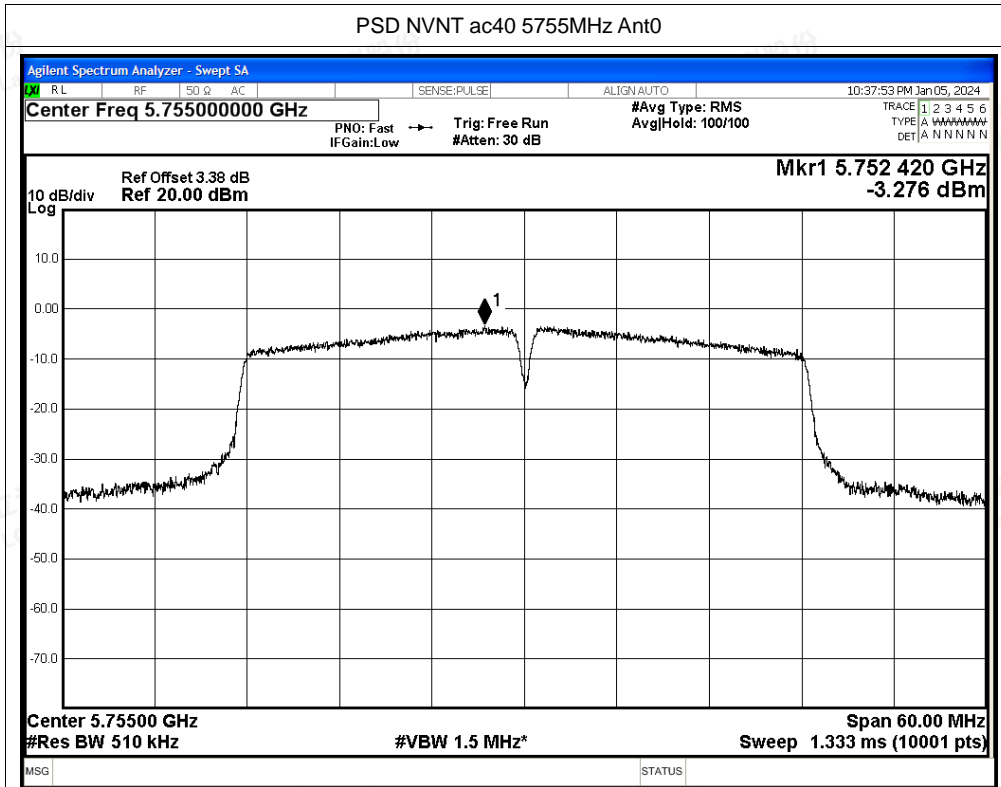


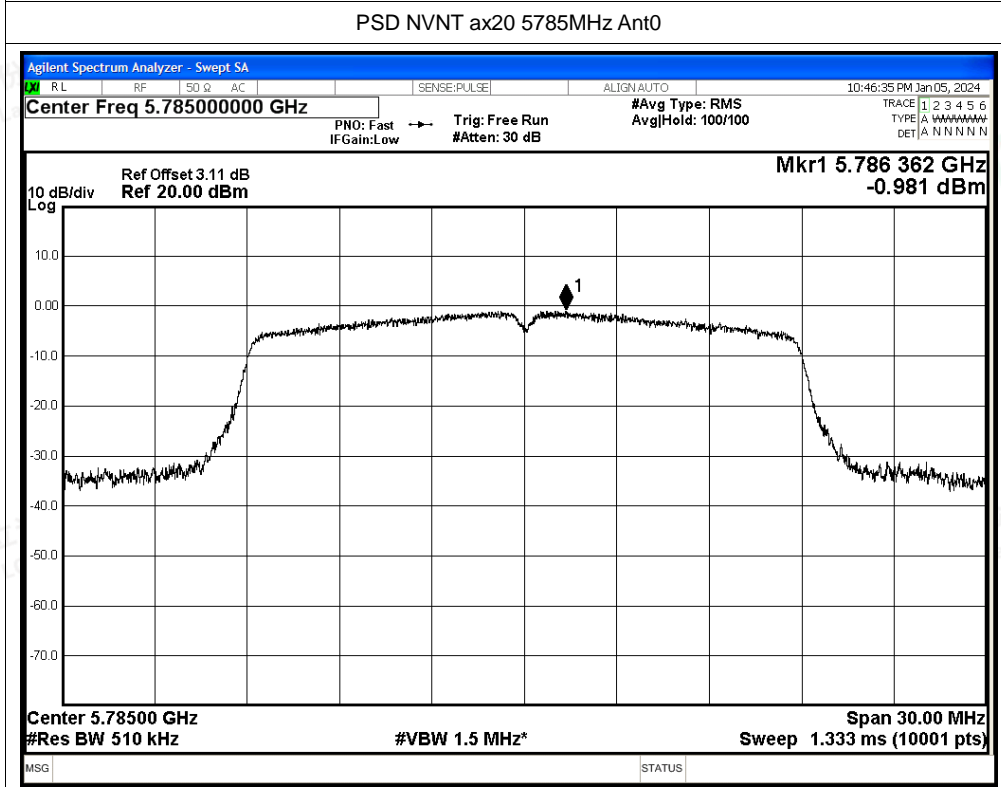
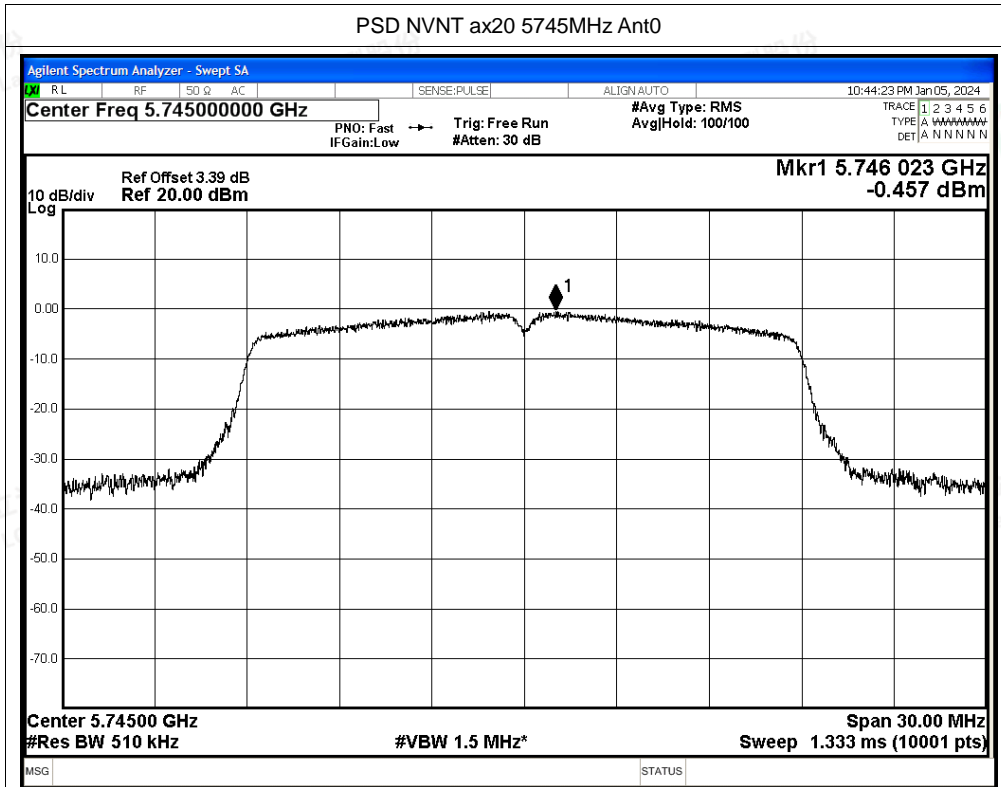


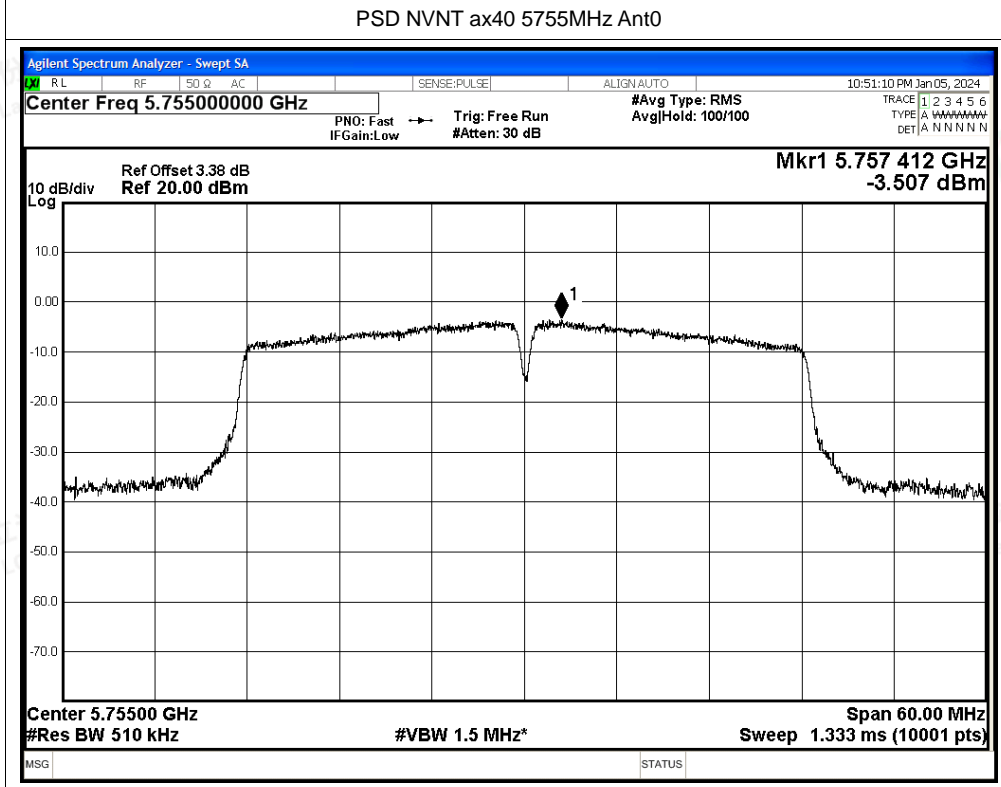
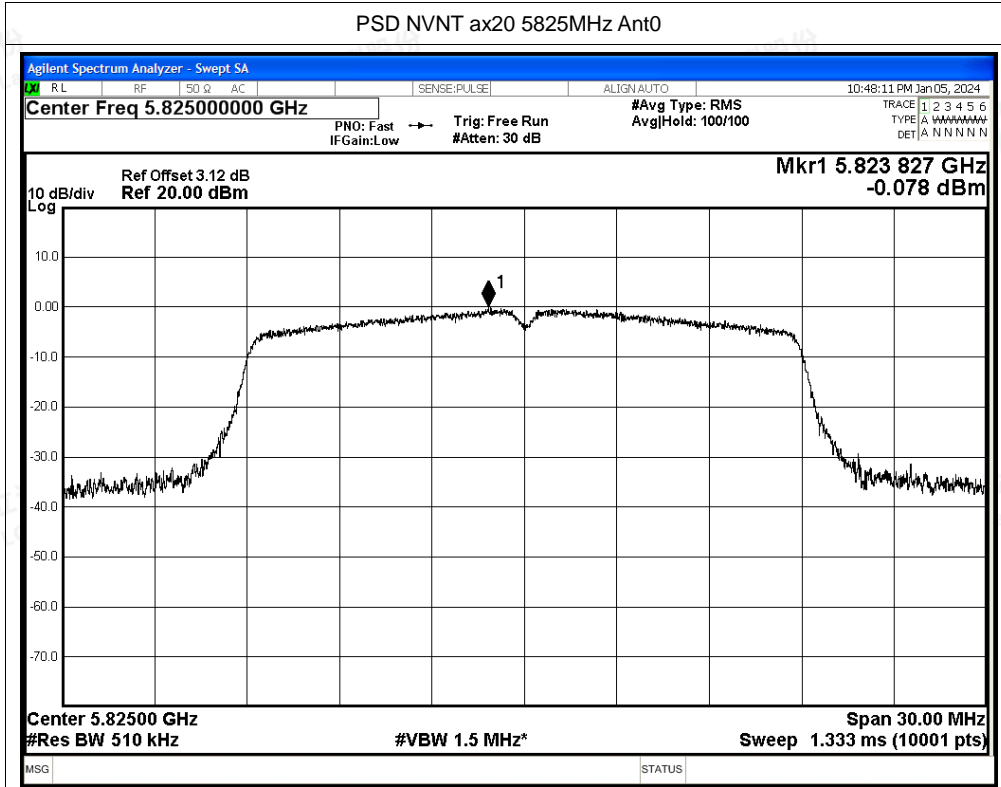


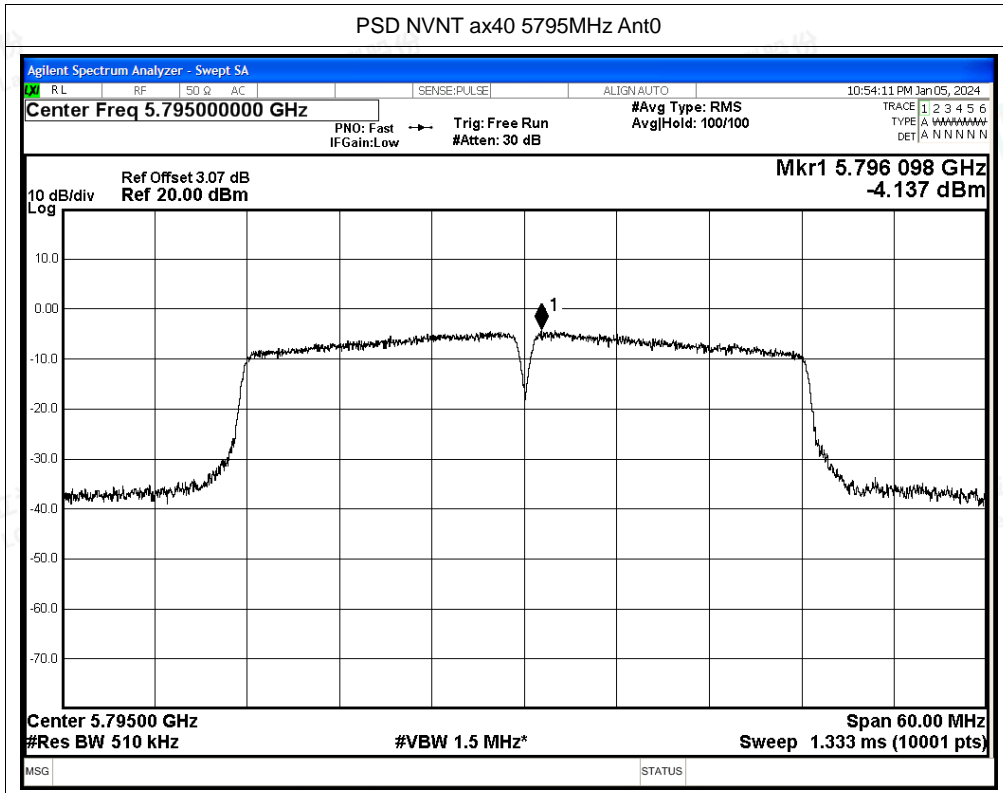














## F.4 Restrict Band

Condition	Mode	Frequency (MHz)	Antenna	Spur Freq (MHz)	Power (dBm)	Gain (dBi)	Duty Factor (dB)	EIRP Power (dBm)	Detector	Limit (dBm)	Verdict
NVNT	a	5745	Ant0	5650	-46.72	2.97	-	-43.75	Peak	-27	Pass
NVNT	a	5745	Ant0	5650	-56.18	2.97	0.13	-53.08	Average	-27	Pass
NVNT	a	5745	Ant0	5700	-47.02	2.97	-	-44.05	Peak	10	Pass
NVNT	a	5745	Ant0	5700	-55.63	2.97	0.13	-52.53	Average	10	Pass
NVNT	a	5745	Ant0	5720	-45.26	2.97	-	-42.29	Peak	15.6	Pass
NVNT	a	5745	Ant0	5720	-53.25	2.97	0.13	-50.15	Average	15.6	Pass
NVNT	a	5745	Ant0	5725	-39.97	2.97	-	-37.00	Peak	27	Pass
NVNT	a	5745	Ant0	5725	-50.63	2.97	0.13	-47.53	Average	27	Pass
NVNT	a	5825	Ant0	5850	-45.87	2.97	-	-42.90	Peak	27	Pass
NVNT	a	5825	Ant0	5850	-52.93	2.97	0.13	-49.83	Average	27	Pass
NVNT	a	5825	Ant0	5855	-46.96	2.97	-	-43.99	Peak	15.6	Pass
NVNT	a	5825	Ant0	5855	-54.35	2.97	0.13	-51.25	Average	15.6	Pass
NVNT	a	5825	Ant0	5875	-45.99	2.97	-	-43.02	Peak	10	Pass
NVNT	a	5825	Ant0	5875	-55.54	2.97	0.13	-52.44	Average	10	Pass
NVNT	a	5825	Ant0	5925	-47.1	2.97	-	-44.13	Peak	-27	Pass
NVNT	a	5825	Ant0	5925	-55.74	2.97	0.13	-52.64	Average	-27	Pass
NVNT	n20	5745	Ant0	5650	-55.84	2.97	-	-52.87	Peak	-27	Pass
NVNT	n20	5745	Ant0	5650	-61.95	2.97	0.14	-58.84	Average	-27	Pass
NVNT	n20	5745	Ant0	5700	-42.79	2.97	-	-39.82	Peak	10	Pass
NVNT	n20	5745	Ant0	5700	-53.82	2.97	0.14	-50.71	Average	10	Pass
NVNT	n20	5745	Ant0	5720	-27.18	2.97	-	-24.21	Peak	15.6	Pass
NVNT	n20	5745	Ant0	5720	-41.84	2.97	0.14	-38.73	Average	15.6	Pass
NVNT	n20	5745	Ant0	5725	-24.2	2.97	-	-21.23	Peak	27	Pass
NVNT	n20	5745	Ant0	5725	-38.42	2.97	0.14	-35.31	Average	27	Pass
NVNT	n20	5825	Ant0	5850	-25.36	2.97	-	-22.39	Peak	27	Pass
NVNT	n20	5825	Ant0	5850	-42.1	2.97	0.14	-38.99	Average	27	Pass
NVNT	n20	5825	Ant0	5855	-34.19	2.97	-	-31.22	Peak	15.6	Pass
NVNT	n20	5825	Ant0	5855	-45.93	2.97	0.14	-42.82	Average	15.6	Pass
NVNT	n20	5825	Ant0	5875	-45.13	2.97	-	-42.16	Peak	10	Pass
NVNT	n20	5825	Ant0	5875	-55.86	2.97	0.14	-52.75	Average	10	Pass
NVNT	n20	5825	Ant0	5925	-50.89	2.97	-	-47.92	Peak	-27	Pass
NVNT	n20	5825	Ant0	5925	-59.61	2.97	0.14	-56.50	Average	-27	Pass
NVNT	n40	5755	Ant0	5650	-49.97	2.97	-	-47.00	Peak	-27	Pass
NVNT	n40	5755	Ant0	5650	-59.79	2.97	0.28	-56.54	Average	-27	Pass
NVNT	n40	5755	Ant0	5700	-35.42	2.97	-	-32.45	Peak	10	Pass
NVNT	n40	5755	Ant0	5700	-47.75	2.97	0.28	-44.50	Average	10	Pass
NVNT	n40	5755	Ant0	5720	-25.43	2.97	-	-22.46	Peak	15.6	Pass
NVNT	n40	5755	Ant0	5720	-36.73	2.97	0.28	-33.48	Average	15.6	Pass



Shenzhen LCS Compliance Testing Laboratory Ltd.

Add: 101, 201 Bldg A & 301 Bldg C, Juji Industrial Park Yabianxueziwei, Shajing Street, Baoan District, Shenzhen, 518000, China

Tel: +(86) 0755-82591330 | E-mail: webmaster@lcs-cert.com | Web: www.lcs-cert.com

Scan code to check authenticity



NVNT	n40	5755	Ant0	5725	-24.3	2.97	-	-21.33	Peak	27	Pass
NVNT	n40	5755	Ant0	5725	-34.77	2.97	0.28	-31.52	Average	27	Pass
NVNT	n40	5795	Ant0	5850	-23.45	2.97	-	-20.48	Peak	27	Pass
NVNT	n40	5795	Ant0	5850	-40.13	2.97	0.29	-36.87	Average	27	Pass
NVNT	n40	5795	Ant0	5855	-29.95	2.97	-	-26.98	Peak	15.6	Pass
NVNT	n40	5795	Ant0	5855	-42.37	2.97	0.29	-39.11	Average	15.6	Pass
NVNT	n40	5795	Ant0	5875	-34.74	2.97	-	-31.77	Peak	10	Pass
NVNT	n40	5795	Ant0	5875	-47.84	2.97	0.29	-44.58	Average	10	Pass
NVNT	n40	5795	Ant0	5925	-47	2.97	-	-44.03	Peak	-27	Pass
NVNT	n40	5795	Ant0	5925	-58.26	2.97	0.29	-55.00	Average	-27	Pass
NVNT	ac20	5745	Ant0	5650	-52.54	2.97	-	-49.57	Peak	-27	Pass
NVNT	ac20	5745	Ant0	5650	-62.18	2.97	0.14	-59.07	Average	-27	Pass
NVNT	ac20	5745	Ant0	5700	-44.72	2.97	-	-41.75	Peak	10	Pass
NVNT	ac20	5745	Ant0	5700	-56.47	2.97	0.14	-53.36	Average	10	Pass
NVNT	ac20	5745	Ant0	5720	-33.57	2.97	-	-30.60	Peak	15.6	Pass
NVNT	ac20	5745	Ant0	5720	-46.83	2.97	0.14	-43.72	Average	15.6	Pass
NVNT	ac20	5745	Ant0	5725	-23.79	2.97	-	-20.82	Peak	27	Pass
NVNT	ac20	5745	Ant0	5725	-41.76	2.97	0.14	-38.65	Average	27	Pass
NVNT	ac20	5825	Ant0	5850	-25.14	2.97	-	-22.17	Peak	27	Pass
NVNT	ac20	5825	Ant0	5850	-36.08	2.97	0.14	-32.97	Average	27	Pass
NVNT	ac20	5825	Ant0	5855	-26.41	2.97	-	-23.44	Peak	15.6	Pass
NVNT	ac20	5825	Ant0	5855	-38.76	2.97	0.14	-35.65	Average	15.6	Pass
NVNT	ac20	5825	Ant0	5875	-38.93	2.97	-	-35.96	Peak	10	Pass
NVNT	ac20	5825	Ant0	5875	-50.47	2.97	0.14	-47.36	Average	10	Pass
NVNT	ac20	5825	Ant0	5925	-51.7	2.97	-	-48.73	Peak	-27	Pass
NVNT	ac20	5825	Ant0	5925	-60.02	2.97	0.14	-56.91	Average	-27	Pass
NVNT	ac40	5755	Ant0	5650	-51.61	2.97	-	-48.64	Peak	-27	Pass
NVNT	ac40	5755	Ant0	5650	-60.72	2.97	0.28	-57.47	Average	-27	Pass
NVNT	ac40	5755	Ant0	5700	-38.94	2.97	-	-35.97	Peak	10	Pass
NVNT	ac40	5755	Ant0	5700	-49.73	2.97	0.28	-46.48	Average	10	Pass
NVNT	ac40	5755	Ant0	5720	-28.05	2.97	-	-25.08	Peak	15.6	Pass
NVNT	ac40	5755	Ant0	5720	-36.6	2.97	0.28	-33.35	Average	15.6	Pass
NVNT	ac40	5755	Ant0	5725	-24.34	2.97	-	-21.37	Peak	27	Pass
NVNT	ac40	5755	Ant0	5725	-35.72	2.97	0.28	-32.47	Average	27	Pass
NVNT	ac40	5795	Ant0	5850	-32.24	2.97	-	-29.27	Peak	27	Pass
NVNT	ac40	5795	Ant0	5850	-40.56	2.97	0.28	-37.31	Average	27	Pass
NVNT	ac40	5795	Ant0	5855	-30.04	2.97	-	-27.07	Peak	15.6	Pass
NVNT	ac40	5795	Ant0	5855	-40.74	2.97	0.28	-37.49	Average	15.6	Pass
NVNT	ac40	5795	Ant0	5875	-37.89	2.97	-	-34.92	Peak	10	Pass
NVNT	ac40	5795	Ant0	5875	-48.04	2.97	0.28	-44.79	Average	10	Pass
NVNT	ac40	5795	Ant0	5925	-48.85	2.97	-	-45.88	Peak	-27	Pass
NVNT	ac40	5795	Ant0	5925	-57.46	2.97	0.28	-54.21	Average	-27	Pass
NVNT	ax20	5745	Ant0	5650	-51.58	2.97	-	-48.61	Peak	-27	Pass





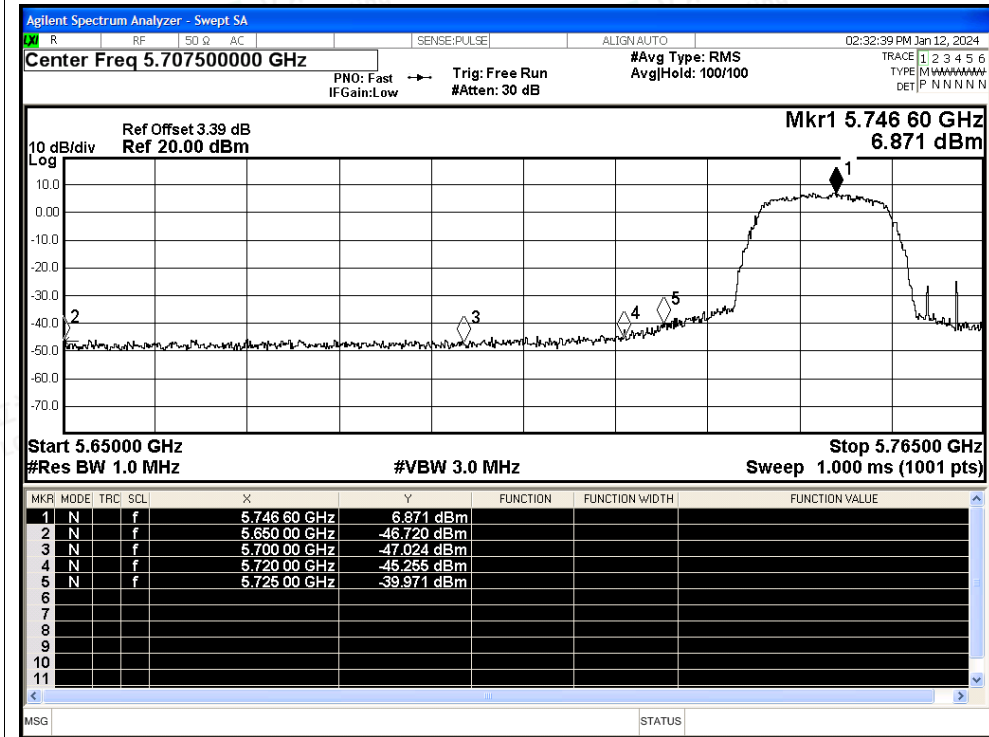
NVNT	ax20	5745	Ant0	5650	-61.97	2.97	0.15	-58.85	Average	-27	Pass
NVNT	ax20	5745	Ant0	5700	-43.74	2.97	-	-40.77	Peak	10	Pass
NVNT	ax20	5745	Ant0	5700	-54.33	2.97	0.15	-51.21	Average	10	Pass
NVNT	ax20	5745	Ant0	5720	-32.07	2.97	-	-29.10	Peak	15.6	Pass
NVNT	ax20	5745	Ant0	5720	-43.69	2.97	0.15	-40.57	Average	15.6	Pass
NVNT	ax20	5745	Ant0	5725	-24.17	2.97	-	-21.20	Peak	27	Pass
NVNT	ax20	5745	Ant0	5725	-36.85	2.97	0.15	-33.73	Average	27	Pass
NVNT	ax20	5825	Ant0	5850	-31.28	2.97	-	-28.31	Peak	27	Pass
NVNT	ax20	5825	Ant0	5850	-44.24	2.97	0.14	-41.13	Average	27	Pass
NVNT	ax20	5825	Ant0	5855	-30.85	2.97	-	-27.88	Peak	15.6	Pass
NVNT	ax20	5825	Ant0	5855	-47.56	2.97	0.14	-44.45	Average	15.6	Pass
NVNT	ax20	5825	Ant0	5875	-45.23	2.97	-	-42.26	Peak	10	Pass
NVNT	ax20	5825	Ant0	5875	-55.68	2.97	0.14	-52.57	Average	10	Pass
NVNT	ax20	5825	Ant0	5925	-53.39	2.97	-	-50.42	Peak	-27	Pass
NVNT	ax20	5825	Ant0	5925	-59.89	2.97	0.14	-56.78	Average	-27	Pass
NVNT	ax40	5755	Ant0	5650	-51.48	2.97	-	-48.51	Peak	-27	Pass
NVNT	ax40	5755	Ant0	5650	-59.09	2.97	0.28	-55.84	Average	-27	Pass
NVNT	ax40	5755	Ant0	5700	-36.44	2.97	-	-33.47	Peak	10	Pass
NVNT	ax40	5755	Ant0	5700	-45.07	2.97	0.28	-41.82	Average	10	Pass
NVNT	ax40	5755	Ant0	5720	-23.66	2.97	-	-20.69	Peak	15.6	Pass
NVNT	ax40	5755	Ant0	5720	-37.09	2.97	0.28	-33.84	Average	15.6	Pass
NVNT	ax40	5755	Ant0	5725	-22.21	2.97	-	-19.24	Peak	27	Pass
NVNT	ax40	5755	Ant0	5725	-34.77	2.97	0.28	-31.52	Average	27	Pass
NVNT	ax40	5795	Ant0	5850	-32.94	2.97	-	-29.97	Peak	27	Pass
NVNT	ax40	5795	Ant0	5850	-44.57	2.97	0.28	-41.32	Average	27	Pass
NVNT	ax40	5795	Ant0	5855	-35.23	2.97	-	-32.26	Peak	15.6	Pass
NVNT	ax40	5795	Ant0	5855	-45.8	2.97	0.28	-42.55	Average	15.6	Pass
NVNT	ax40	5795	Ant0	5875	-40.02	2.97	-	-37.05	Peak	10	Pass
NVNT	ax40	5795	Ant0	5875	-52.51	2.97	0.28	-49.26	Average	10	Pass
NVNT	ax40	5795	Ant0	5925	-48.23	2.97	-	-45.26	Peak	-27	Pass
NVNT	ax40	5795	Ant0	5925	-60.56	2.97	0.28	-57.31	Average	-27	Pass



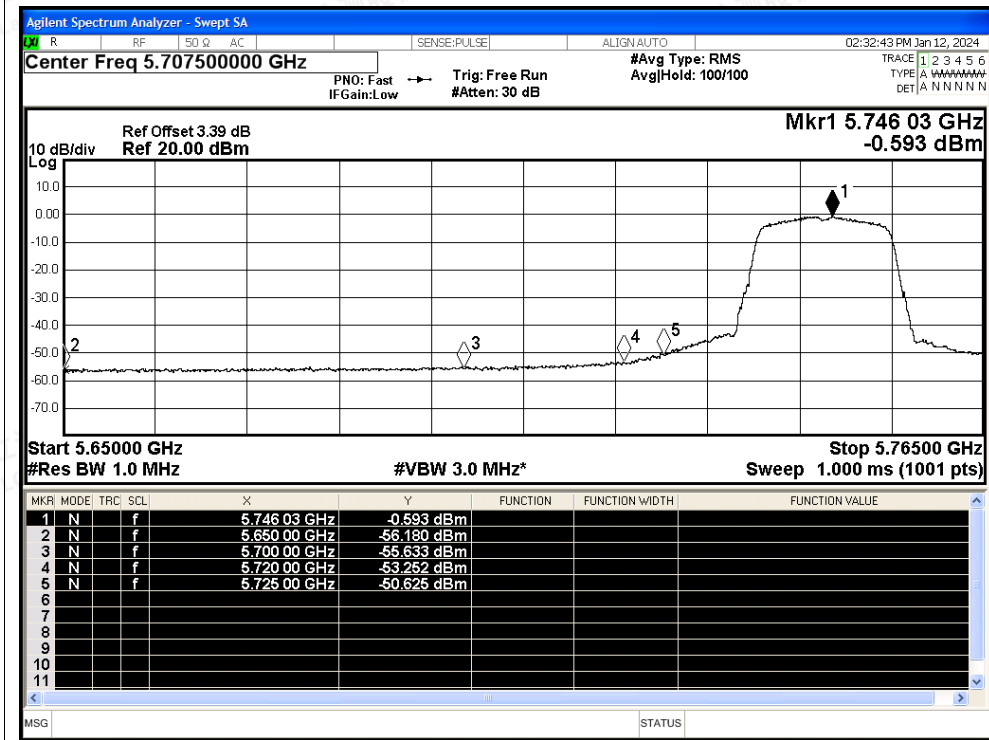


Test Graphs

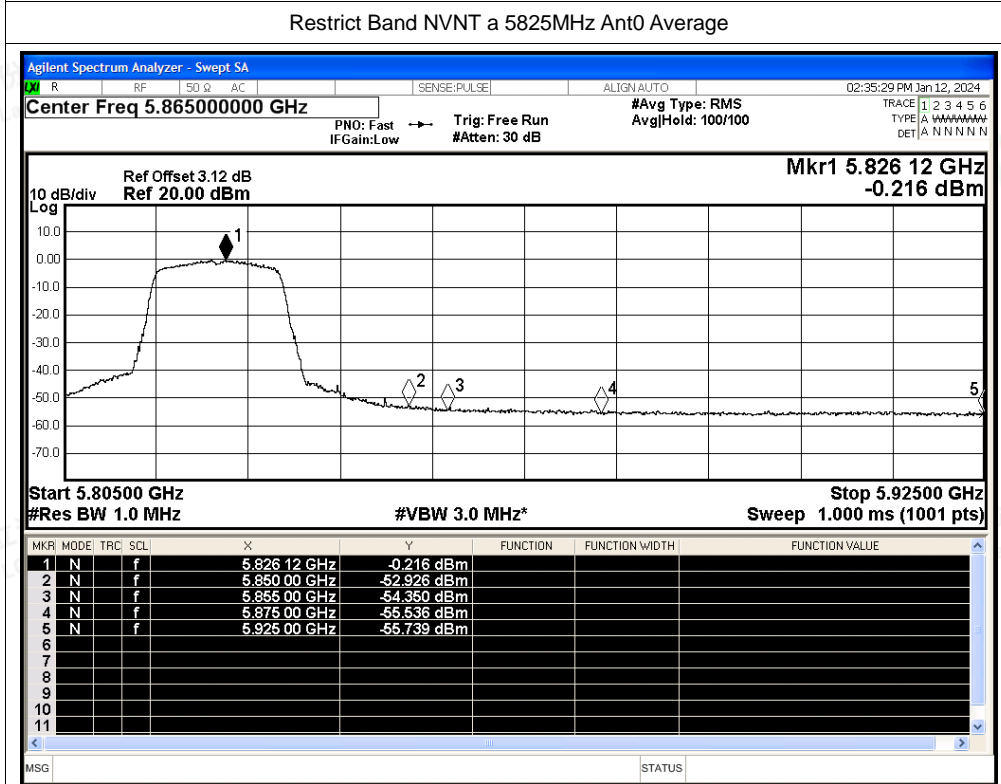
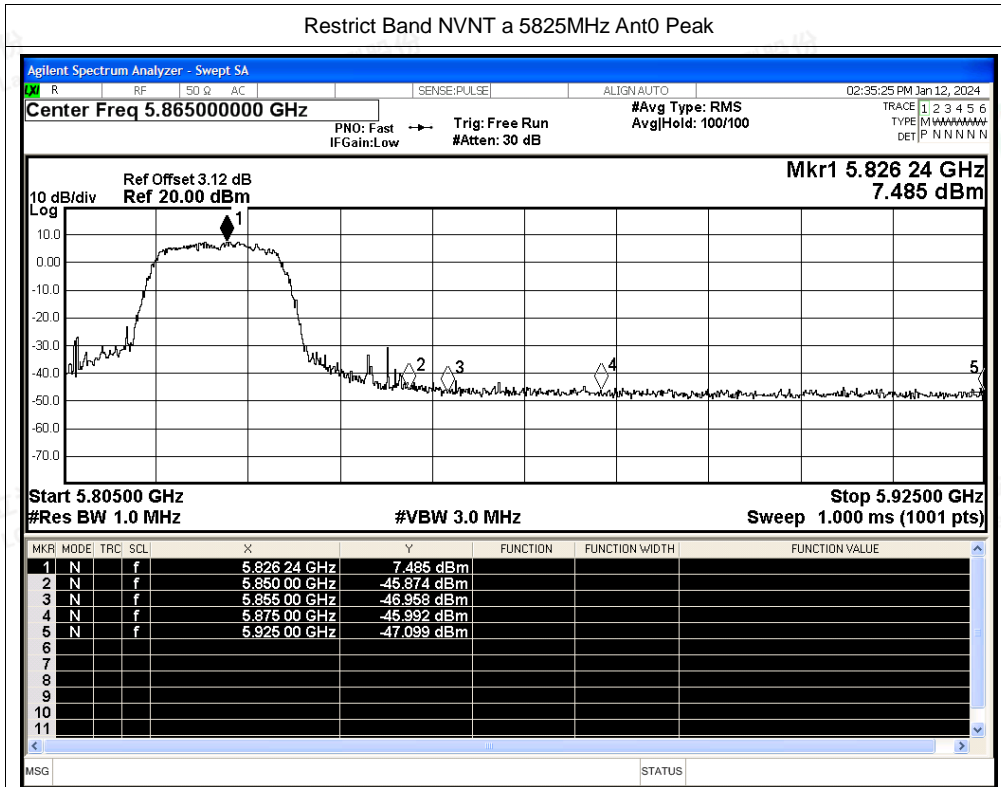
Restrict Band NVNT a 5745MHz Ant0 Peak



Restrict Band NVNT a 5745MHz Ant0 Average



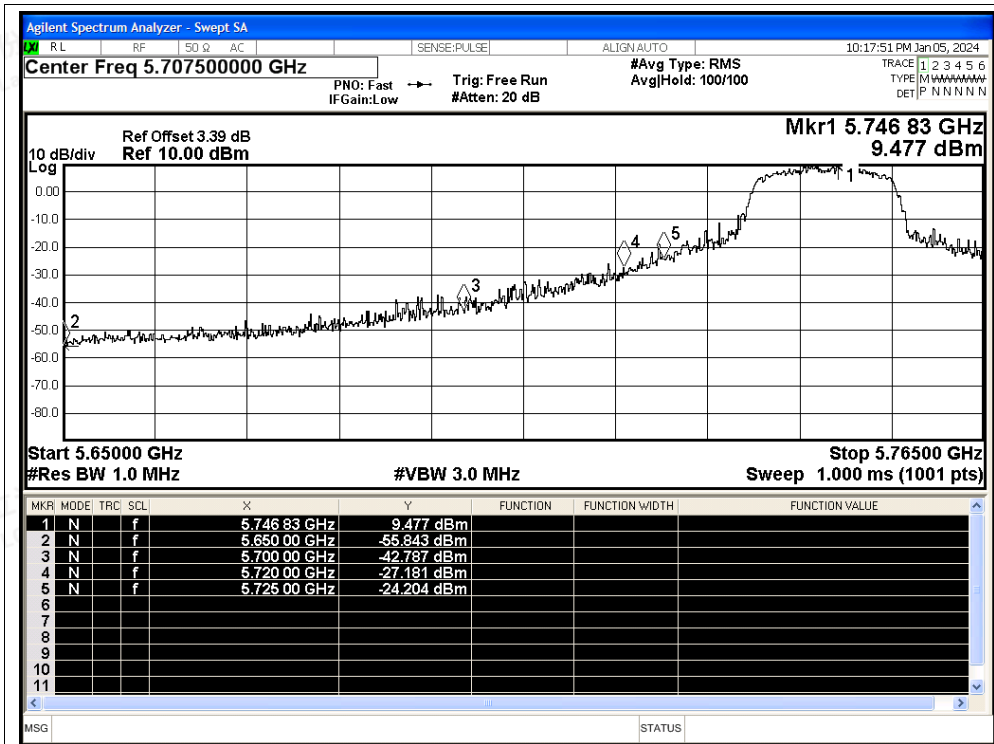




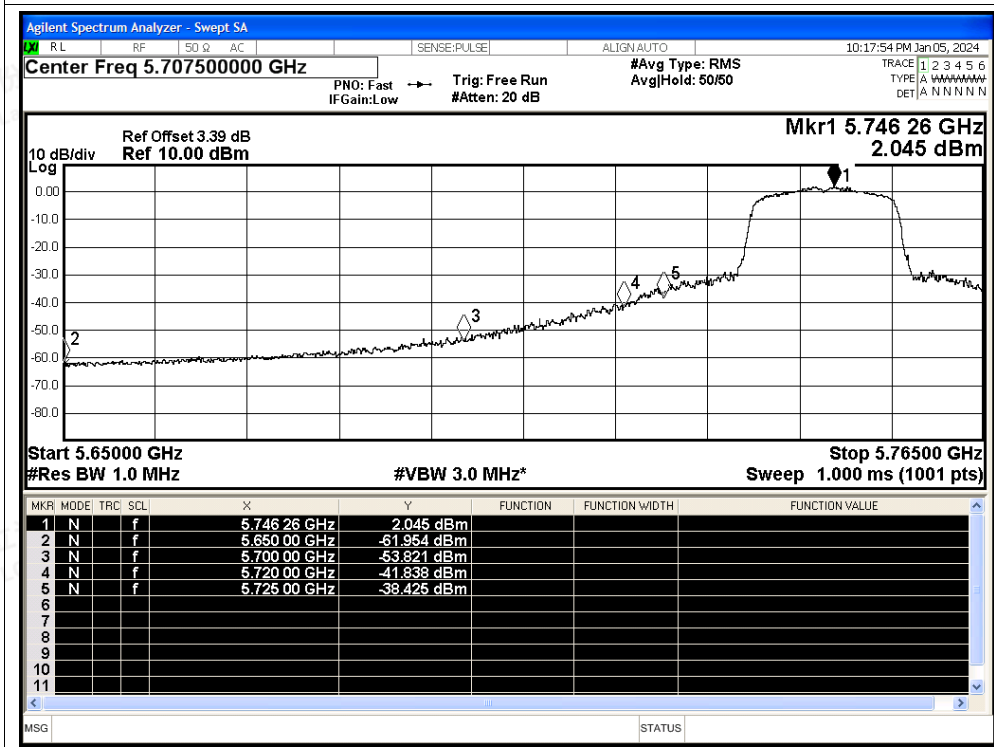
Test Graphs

Restrict Band NVNT n20 5745MHz Ant0 Peak



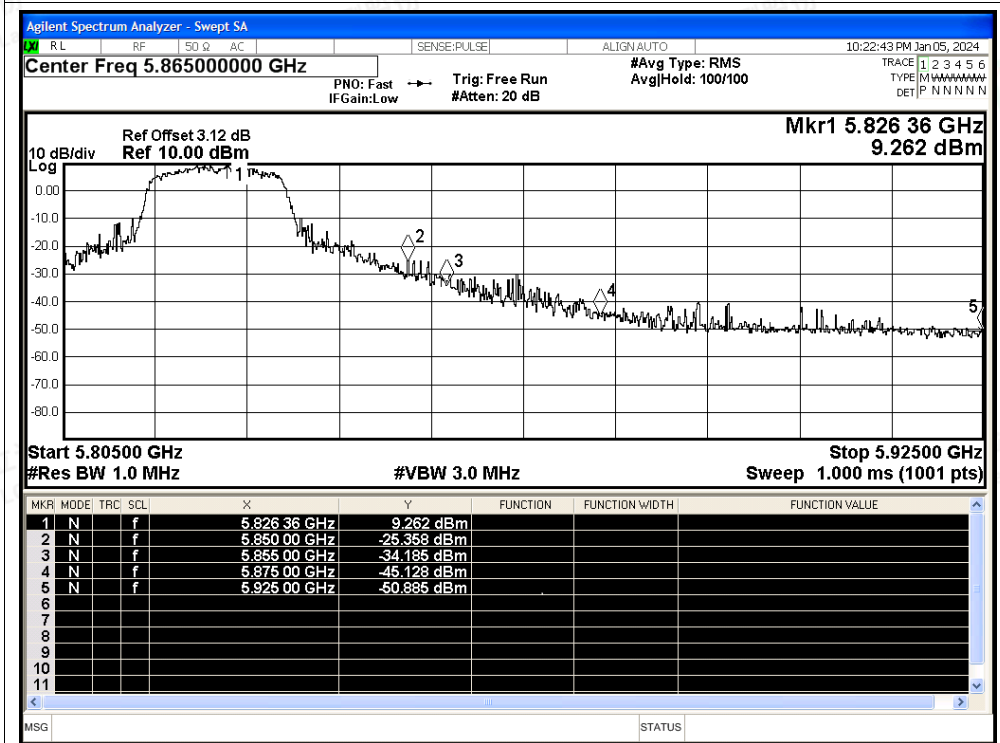


Restrict Band NVNT n20 5745MHz Ant0 Average

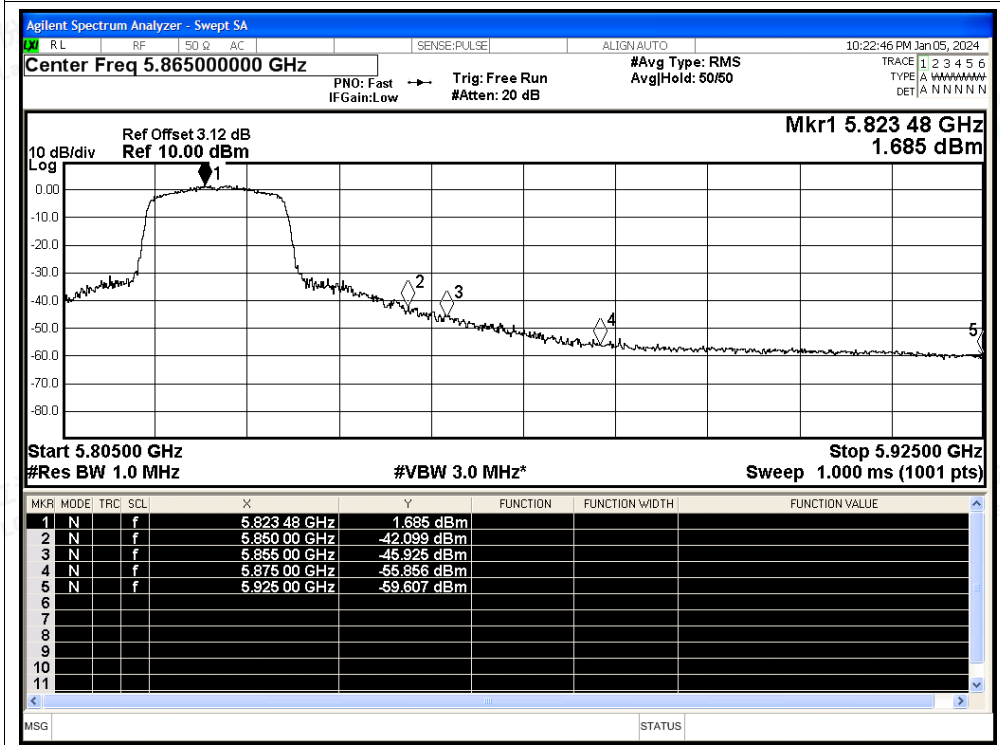




Restrict Band NVNT n20 5825MHz Ant0 Peak

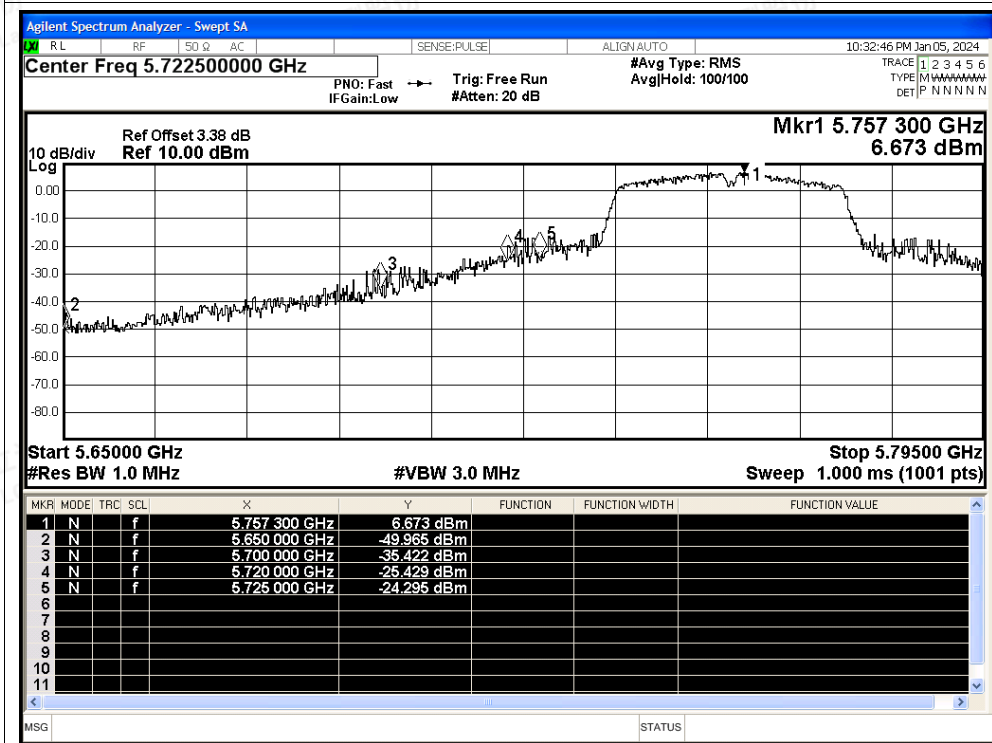


Restrict Band NVNT n20 5825MHz Ant0 Average

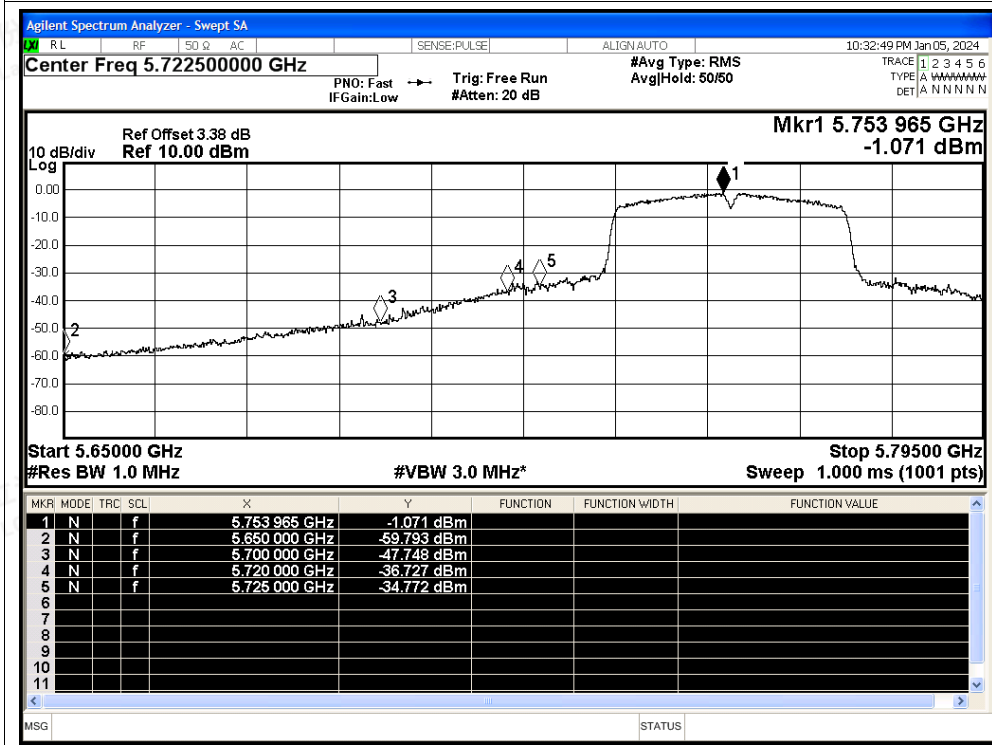




Restrict Band NVNT n40 5755MHz Ant0 Peak

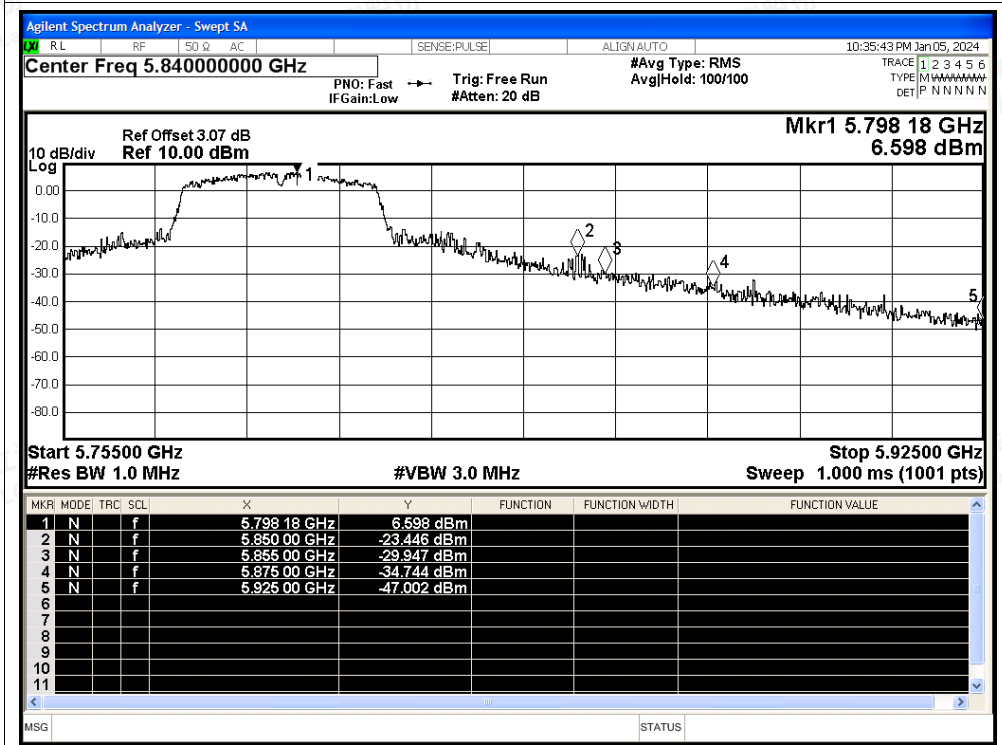


Restrict Band NVNT n40 5755MHz Ant0 Average

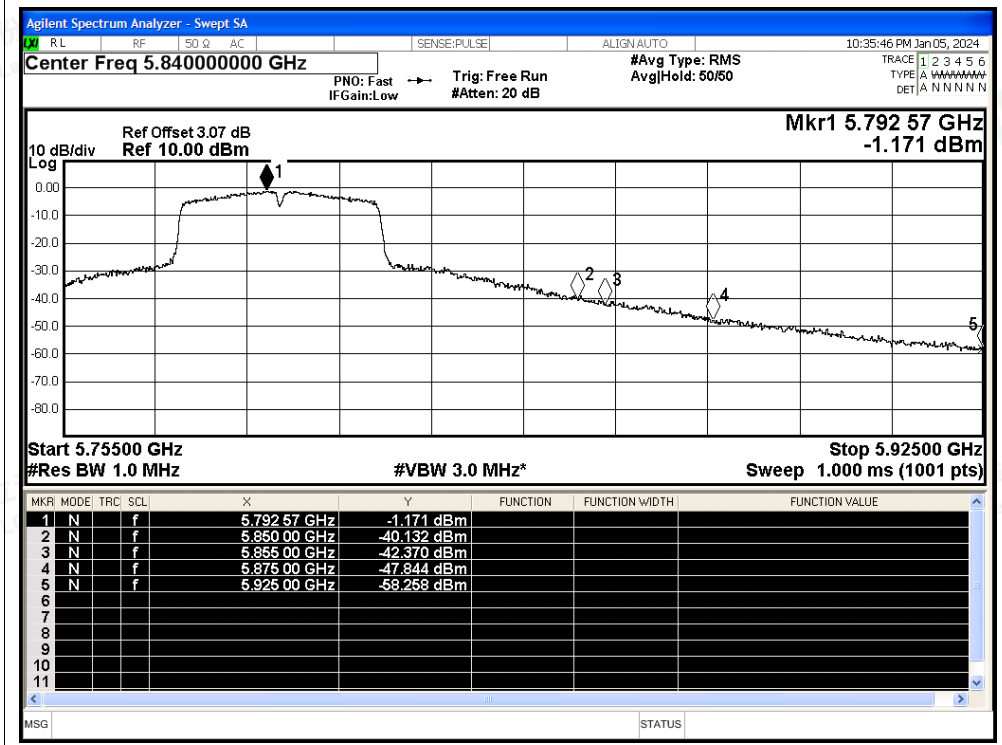




Restrict Band NVNT n40 5795MHz Ant0 Peak

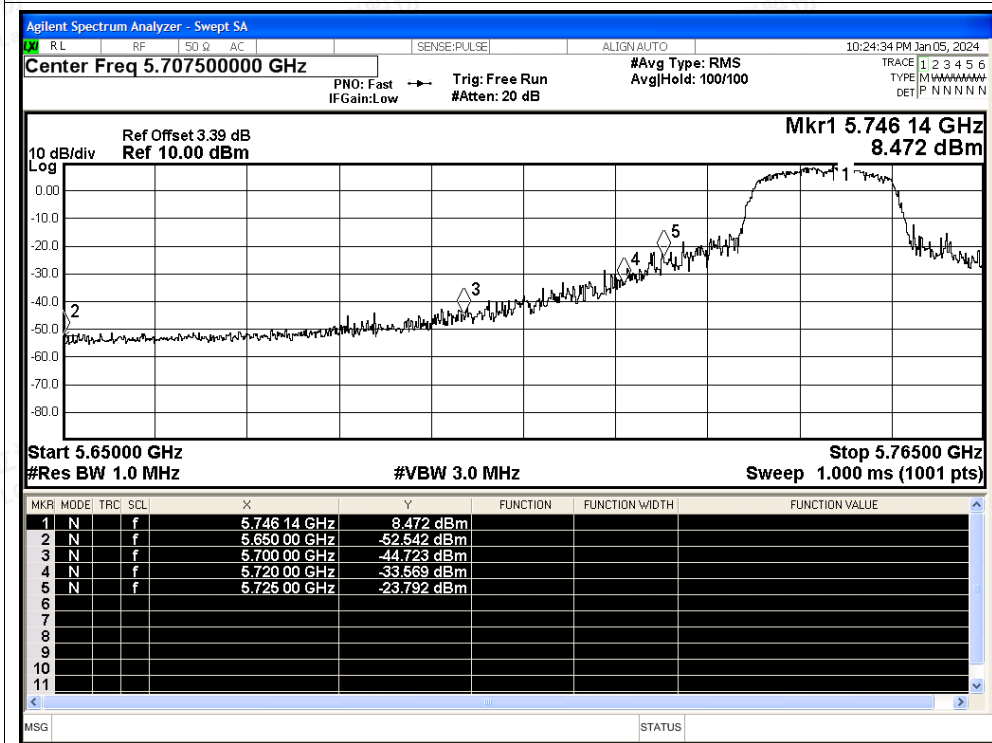


Restrict Band NVNT n40 5795MHz Ant0 Average

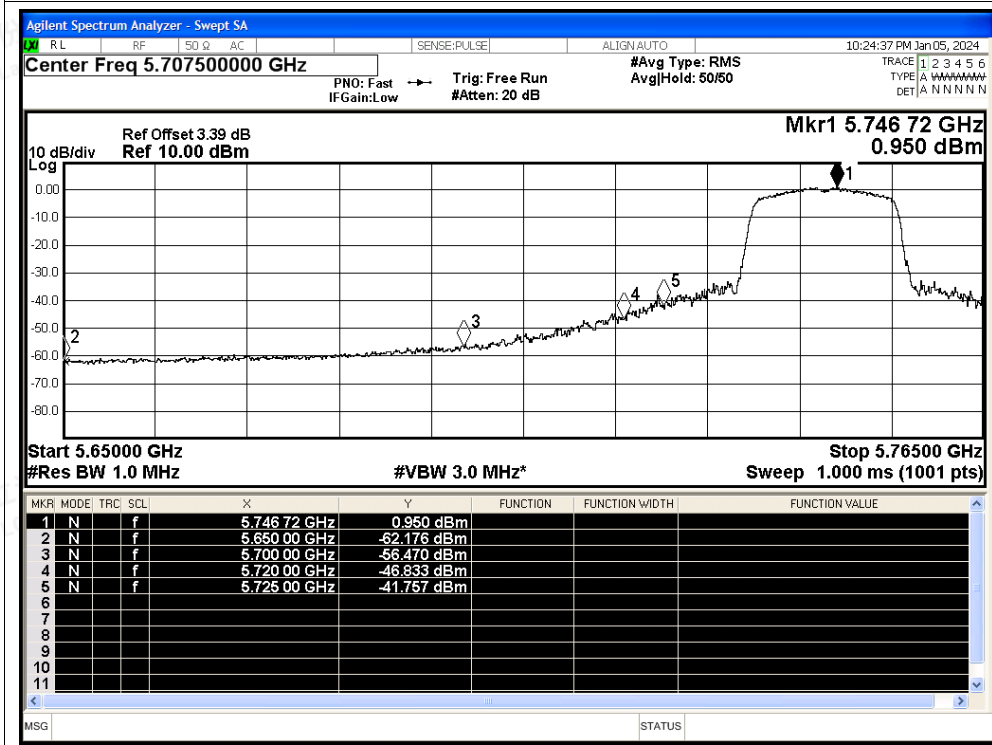




Restrict Band NVNT ac20 5745MHz Ant0 Peak

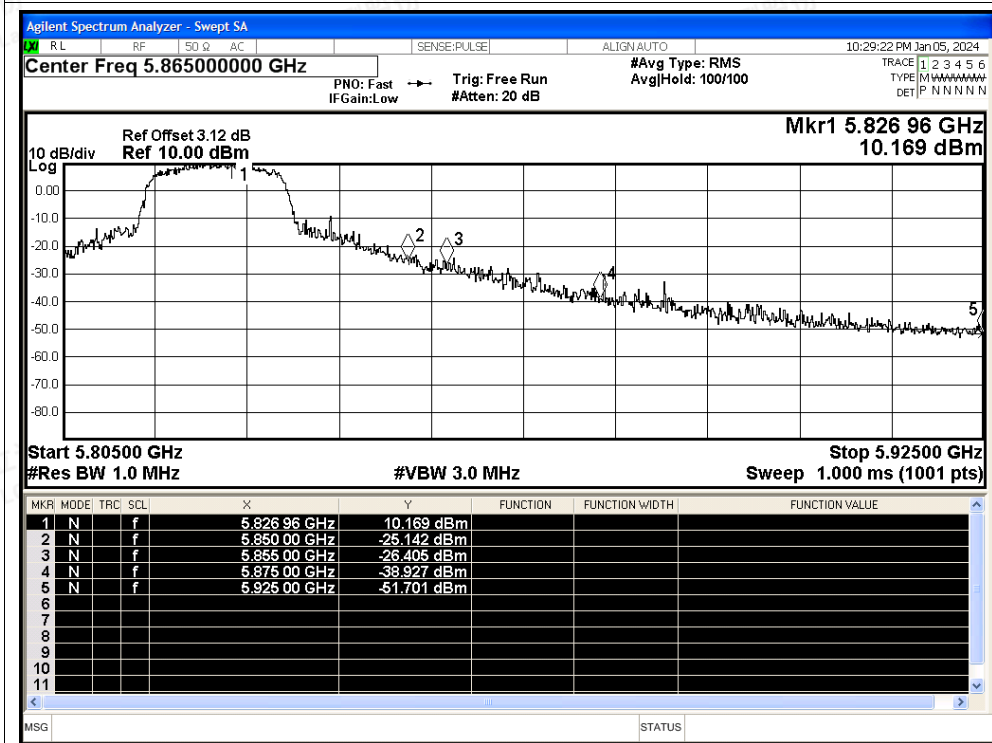


Restrict Band NVNT ac20 5745MHz Ant0 Average

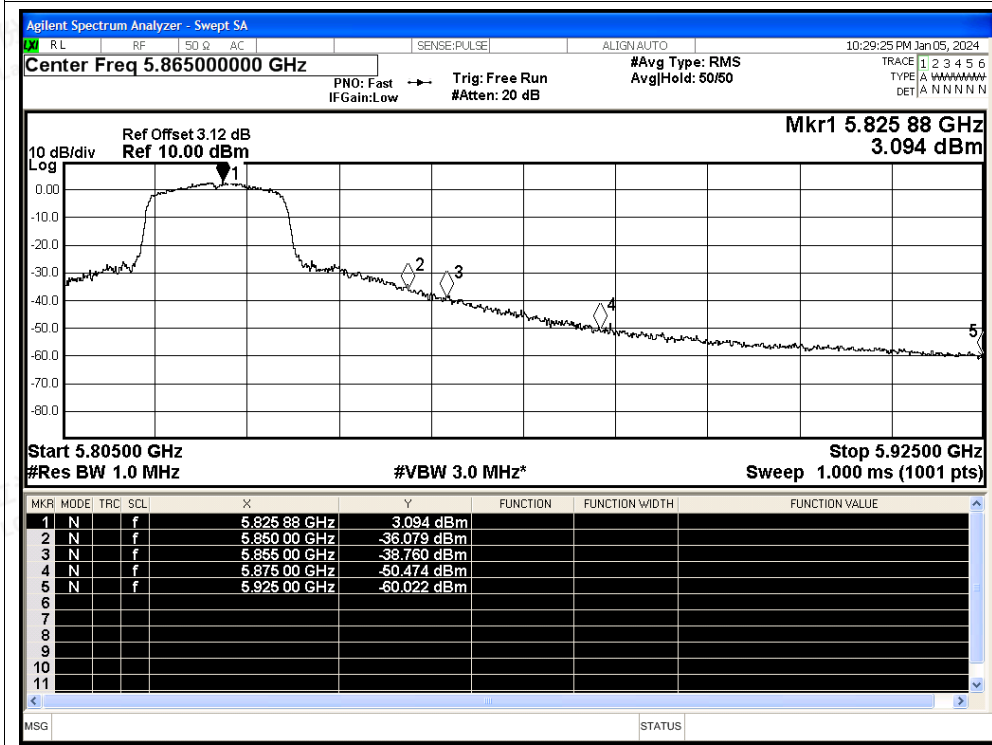




Restrict Band NVNT ac20 5825MHz Ant0 Peak

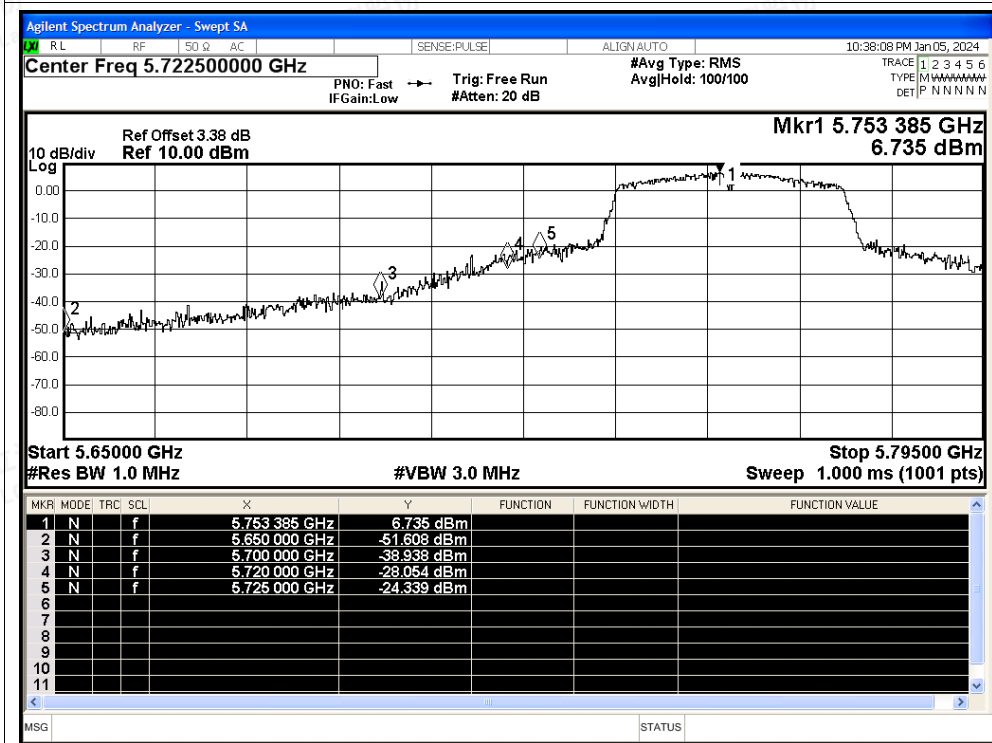


Restrict Band NVNT ac20 5825MHz Ant0 Average

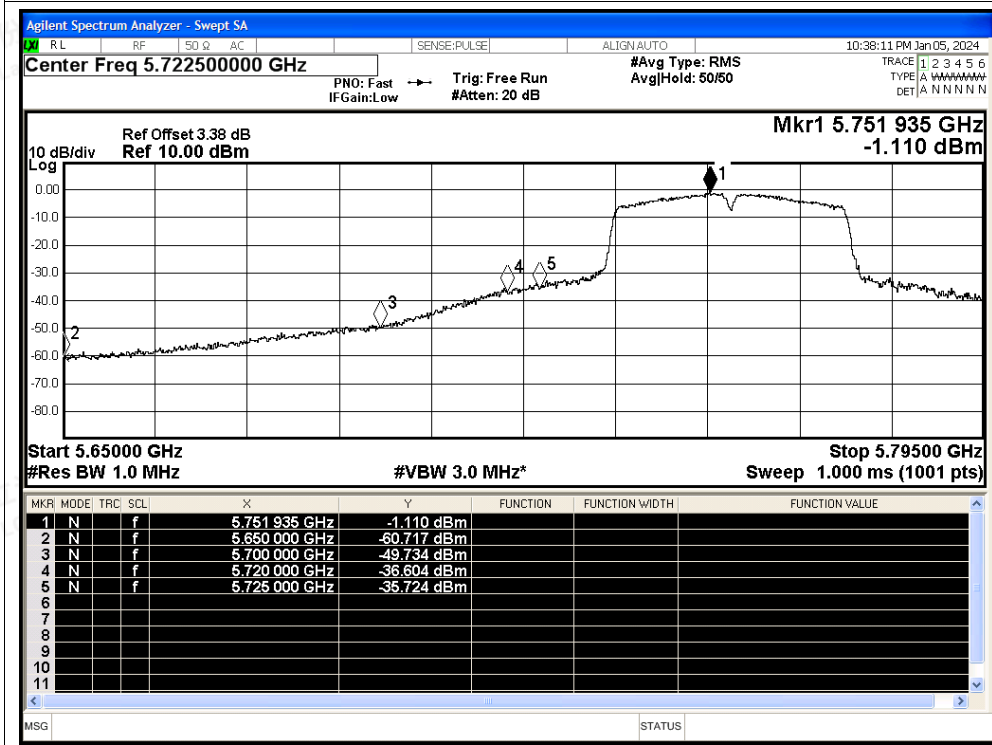




Restrict Band NVNT ac40 5755MHz Ant0 Peak



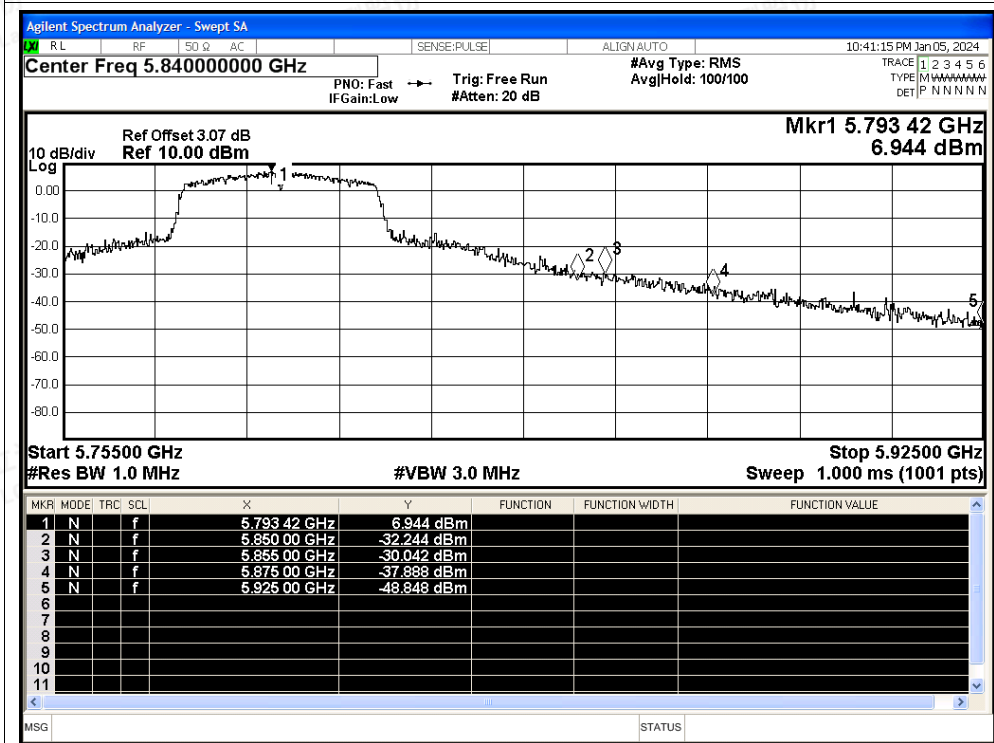
Restrict Band NVNT ac40 5755MHz Ant0 Average



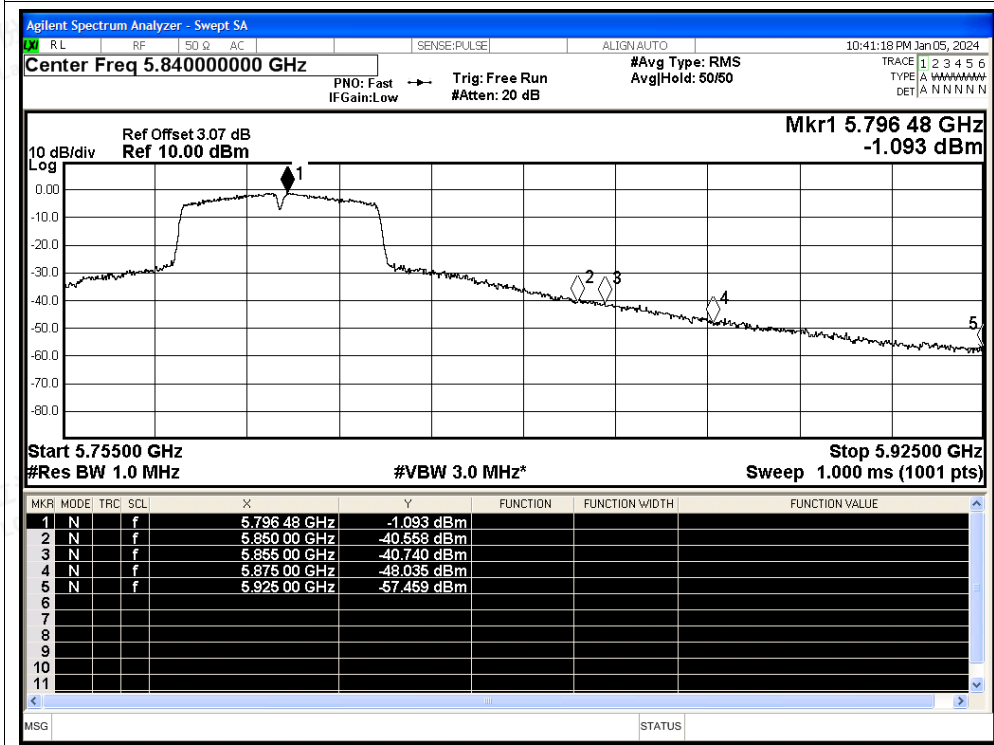




Restrict Band NVNT ac40 5795MHz Ant0 Peak

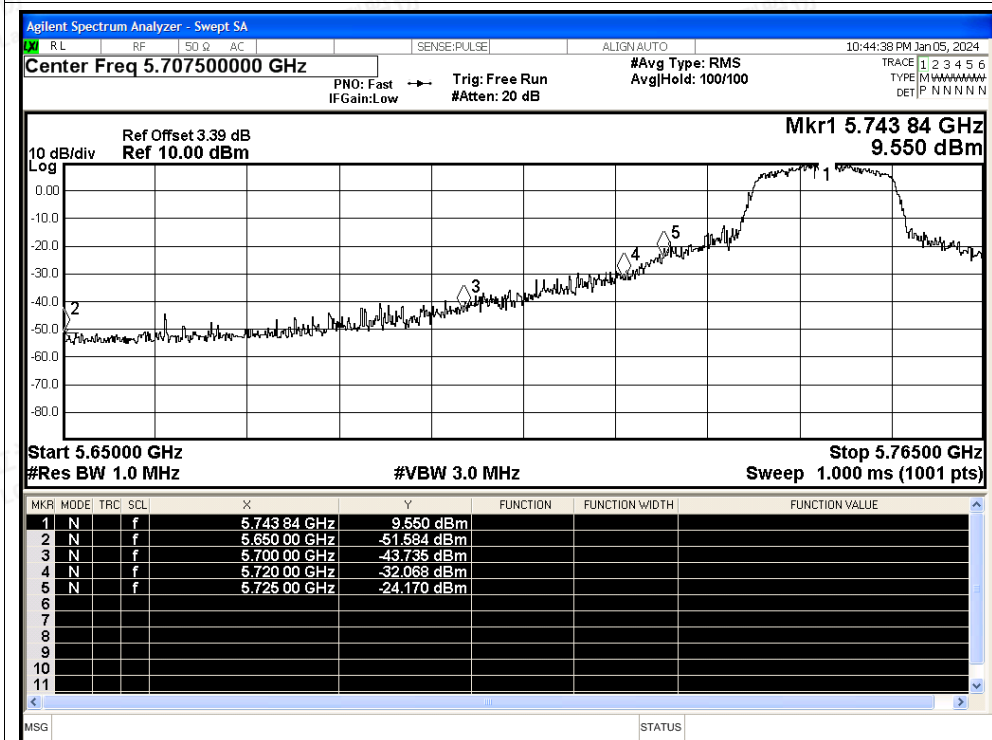


Restrict Band NVNT ac40 5795MHz Ant0 Average

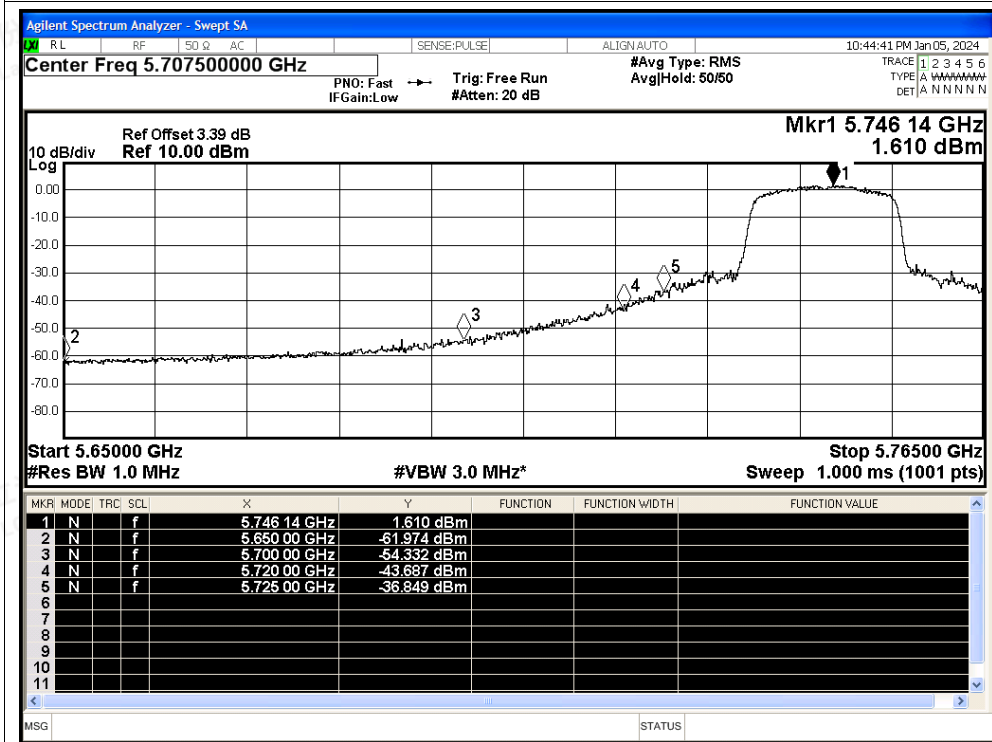




Restrict Band NVNT ax20 5745MHz Ant0 Peak

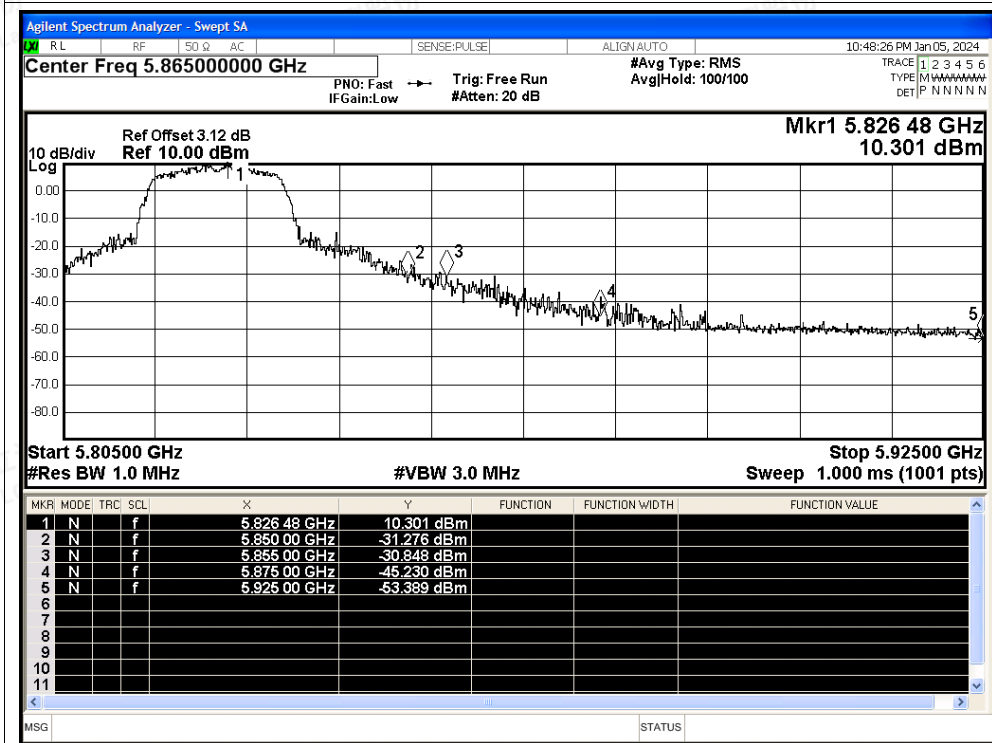


Restrict Band NVNT ax20 5745MHz Ant0 Average

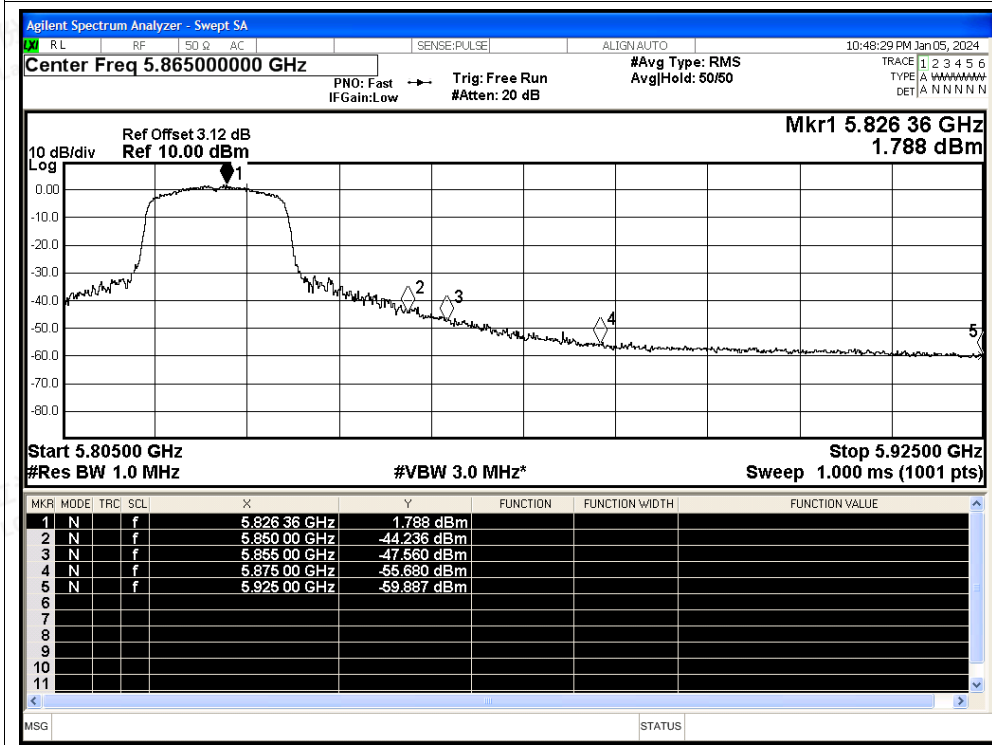




Restrict Band NVNT ax20 5825MHz Ant0 Peak

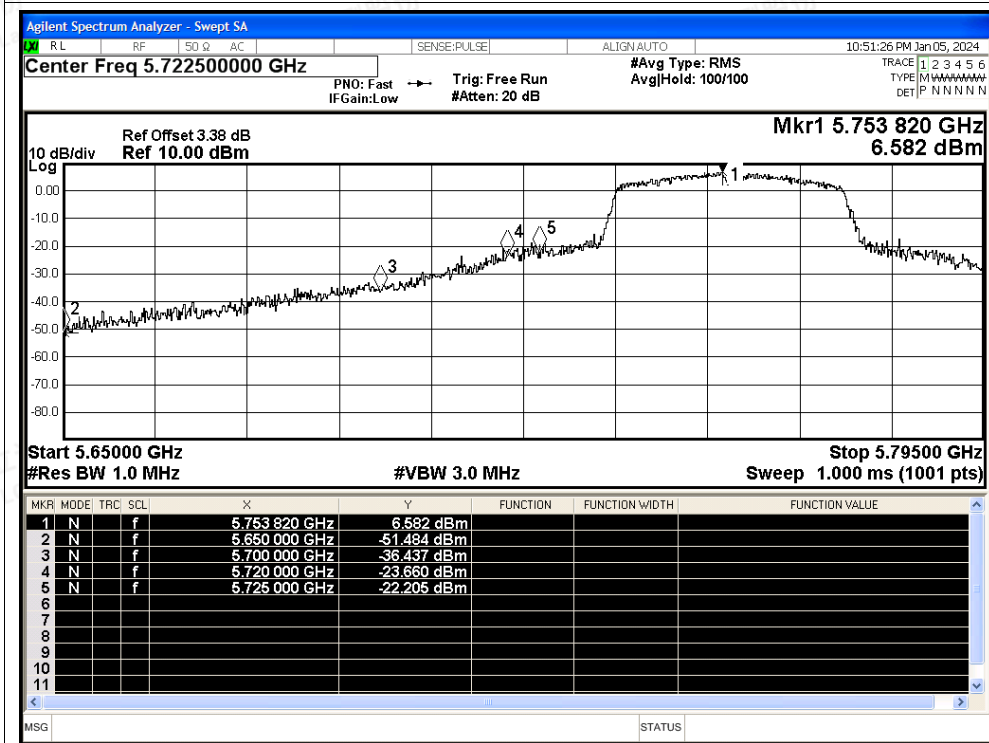


Restrict Band NVNT ax20 5825MHz Ant0 Average





Restrict Band NVNT ax40 5755MHz Ant0 Peak



Restrict Band NVNT ax40 5755MHz Ant0 Average

