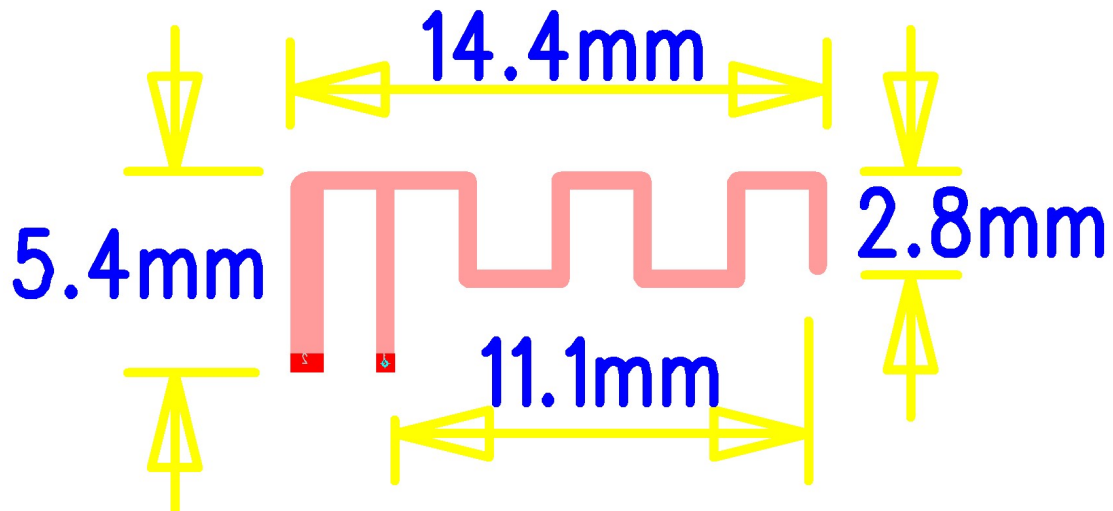


PCB Antenna Specification

Summary

ITEM	ANT SPEC					
Model Name	PCB Antenna					
Center Frequency	Horizontal			Vertical		
	2400mhz	2400mhz	2500mhz	2400mhz	2400mhz	2500mhz
	-1.73	-0.84	-0.68	-6.15	-3.70	-2.32
MAX.Gain	-0.68					
Polarization	Horizontal and Vertical					
Azimuth Beam Pattern	<i>Omni-directional</i>					
Impedance	50 Ohm					
Antenna Length	35.20mm					
manufacturer	SHENZHEN XFANIC TECHNOLOGY CO.,LTD					
Address	1-4th floor of Building 2,2-5th floor of Building A,2-4th floor of Building7,Longcheng Industrial and Trade Yuxiang Factory Area,Shenzhen,China					

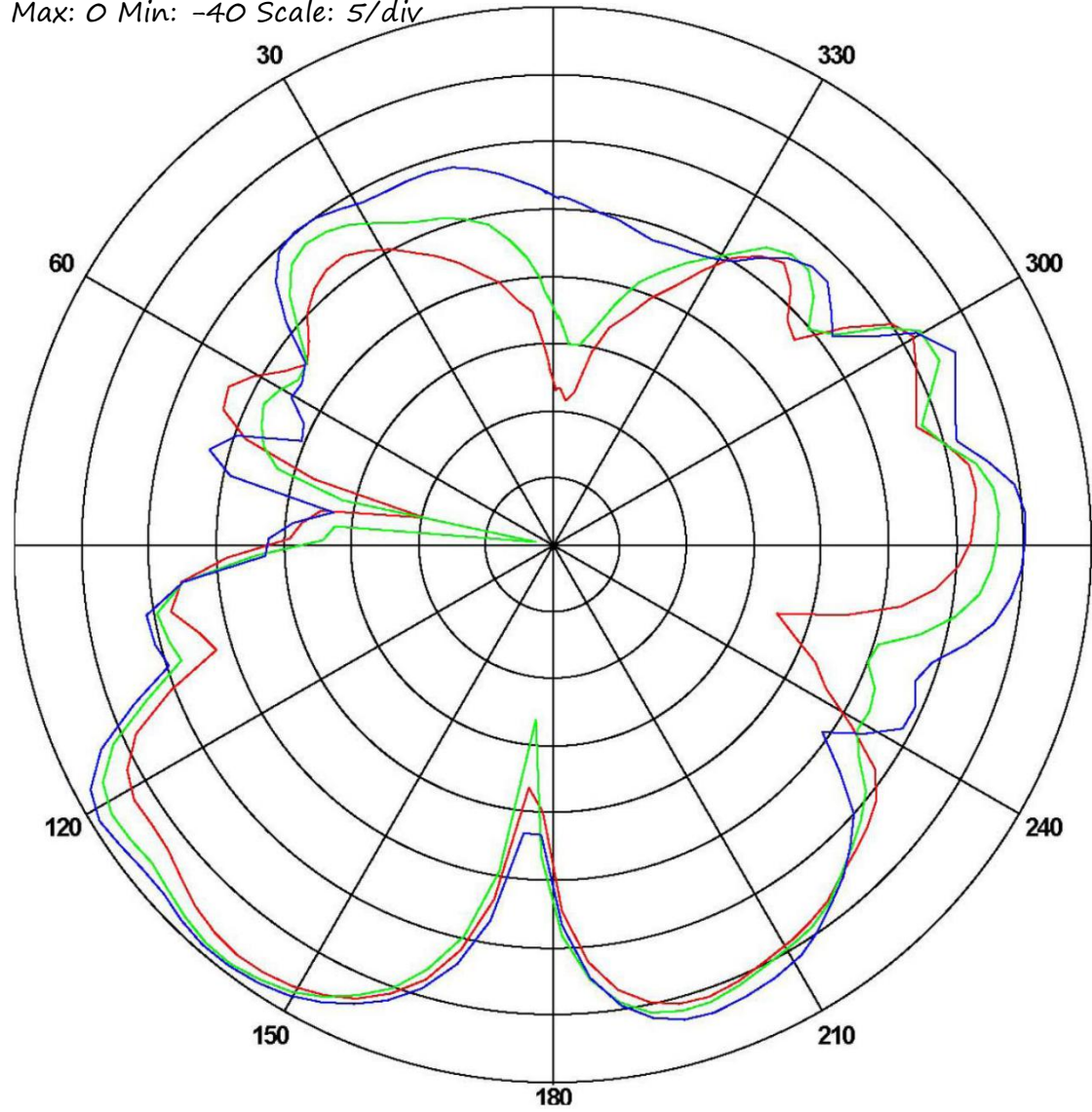
Antenna Photo & Length (mm)



Horizontal: 2400 MHz 2450 MHz 2500 MHz

Power (dBm)

Max: 0 Min: -40 Scale: 5/div

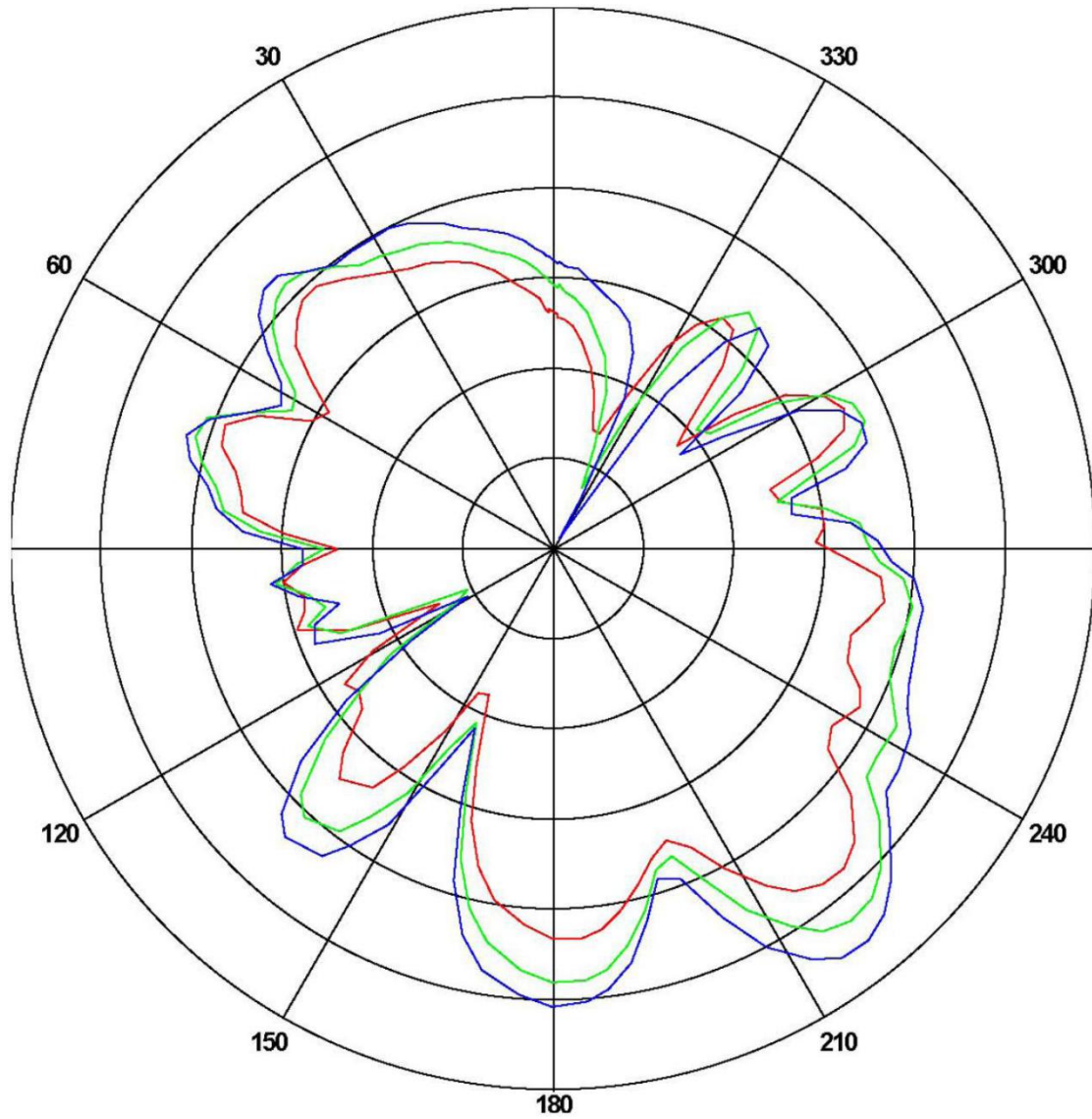


Frequency(MHZ)	Gain(db)		
	MAX	MIN	AVG
2400	-1.73178	-30.0815	-8.48713
2450	-0.845801	-38.5605	-7.88012
2500	-0.685586	-24.0318	-6.79139

Vertical: 2400 MHz 2450 MHz 2500 MHz

Power (dBm)

Max: 0 Min: -30 Scale: 5/div



Frequency(MHZ)	Gain(db)		
	MAX	MIN	AVG
2400	-6.1530	-24.1420	-13.0295
2450	-3.7054	-26.5836	-10.6700
2500	-2.32122	-30.4301	-9.70536