

D30 Instruction



Please read the instruction carefully before using the product and keep it properly for the future. For details, please check the QR code or visit our website.

English

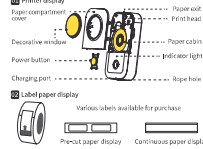


01. Packing List
Please check the QR code to print the detailed packing paper. Please check the QR code to print the detailed packing paper.

02. Product Specifications

Product name	Smart Mini Label Maker
Product model	D30
Printing technology	Thermal printing
Consumable width	125mm
Effective printing width	120mm
Supported printing media	Print paper (stick, mark, paper, on/roll, vinyl paper)
Printing density	Light, standard, dark
Printing resolution	203dpi
Print head service life	500K*1
Power supply	Battery (Li-ion)
Product size	115.7x76.2x20.5mm (WxHxD)
Communication interface	Bluetooth 5.1
Power input	USB-A battery
Supported operating system	iOS, Android

03. Parts Description / Appearance Introduction




04. Continuous paper display
Enlarge the decoupage window to view the bottom paper.



05. Parts Description / Power button and Indicator Light

Power button description	Button	Operation method	Functions
Power button	Press and hold 2s	Turn on/off	Power on/off
Indicator light	Press and hold 2s	Press and hold the paper cover	Power on/off

04. Roll Guide



05. Paper Roll Installation



06. Confirm the Label Size




07. Printer Connection



08. Select Edit Version



09. Printing Guide



10. FCC Caution

The transmitter shall not exceed 1.5W of the FCC limit. Operation is subject to the following conditions: (1) This device may not cause harmful interference, and (2) this device must accept any interference received, including interference that may cause undesired operation.

01. Maintenance Card / 保証書 / Garantierte

D30 Instruction



Please read the instruction carefully before using the product and keep it properly for the future. For details, please check the QR code or visit our website.

日本語

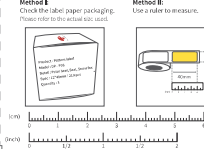


01. Packing List
Please check the QR code to print the detailed packing paper. Please check the QR code to print the detailed packing paper.

02. Product Specifications

Product name	Smart Mini Label Maker
Product model	D30
Printing technology	Thermal printing
Consumable width	125mm
Effective printing width	120mm
Supported printing media	Print paper (stick, mark, paper, on/roll, vinyl paper)
Printing density	Light, standard, dark
Printing resolution	203dpi
Print head service life	500K*1
Power supply	Battery (Li-ion)
Product size	115.7x76.2x20.5mm (WxHxD)
Communication interface	Bluetooth 5.1
Power input	USB-A battery
Supported operating system	iOS, Android

03. Parts Description / Appearance Introduction



04. Continuous paper display



05. Parts Description / Power button and Indicator Light

Power button description	Button	Operation method	Functions
Power button	Press and hold 2s	Turn on/off	Power on/off
Indicator light	Press and hold 2s	Press and hold the paper cover	Power on/off

04. Roll Guide



05. Paper Roll Installation



06. Confirm the Label Size



07. Printer Connection



08. Select Edit Version



09. Printing Guide

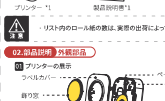


10. FCC Caution

The transmitter shall not exceed 1.5W of the FCC limit. Operation is subject to the following conditions: (1) This device may not cause harmful interference, and (2) this device must accept any interference received, including interference that may cause undesired operation.

01. Maintenance Card / 保証書 / Garantierte

D30 Instruction



Please read the instruction carefully before using the product and keep it properly for the future. For details, please check the QR code or visit our website.

Deutsch



01. Packing List
Please check the QR code to print the detailed packing paper. Please check the QR code to print the detailed packing paper.

02. Product Specifications

Product name	Smart Mini Label Maker
Product model	D30
Printing technology	Thermal printing
Consumable width	125mm
Effective printing width	120mm
Supported printing media	Print paper (stick, mark, paper, on/roll, vinyl paper)
Printing density	Light, standard, dark
Printing resolution	203dpi
Print head service life	500K*1
Power supply	Battery (Li-ion)
Product size	115.7x76.2x20.5mm (WxHxD)
Communication interface	Bluetooth 5.1
Power input	USB-A battery
Supported operating system	iOS, Android

03. Parts Description / Appearance Introduction



04. Continuous paper display



05. Parts Description / Power button and Indicator Light

Power button description	Button	Operation method	Functions
Power button	Press and hold 2s	Turn on/off	Power on/off
Indicator light	Press and hold 2s	Press and hold the paper cover	Power on/off

04. Roll Guide



05. Paper Roll Installation




06. Confirm the Label Size



07. Printer Connection



08. Select Edit Version



09. Printing Guide



10. FCC Caution

The transmitter shall not exceed 1.5W of the FCC limit. Operation is subject to the following conditions: (1) This device may not cause harmful interference, and (2) this device must accept any interference received, including interference that may cause undesired operation.

01. Maintenance Card / 保証書 / Garantierte