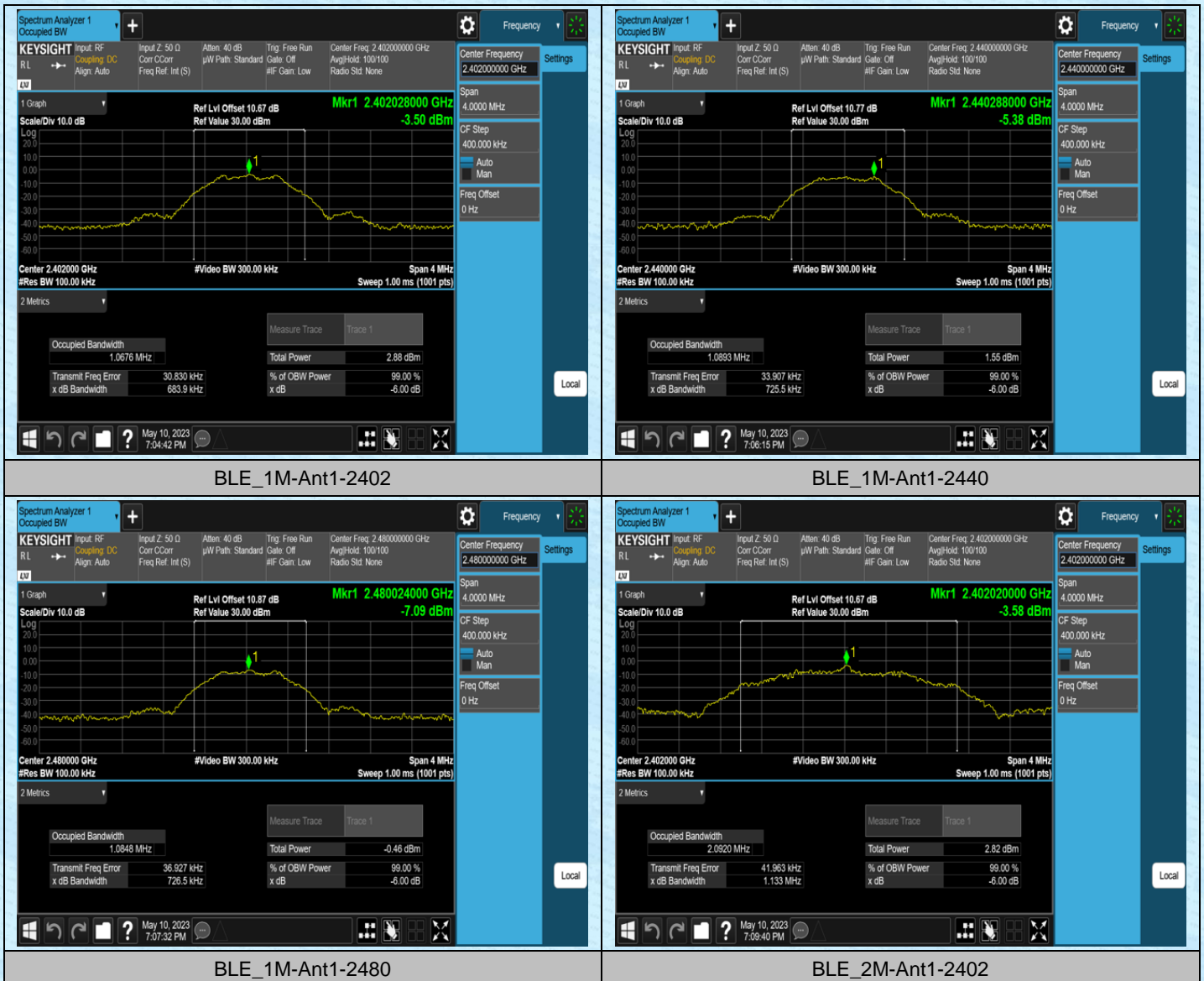


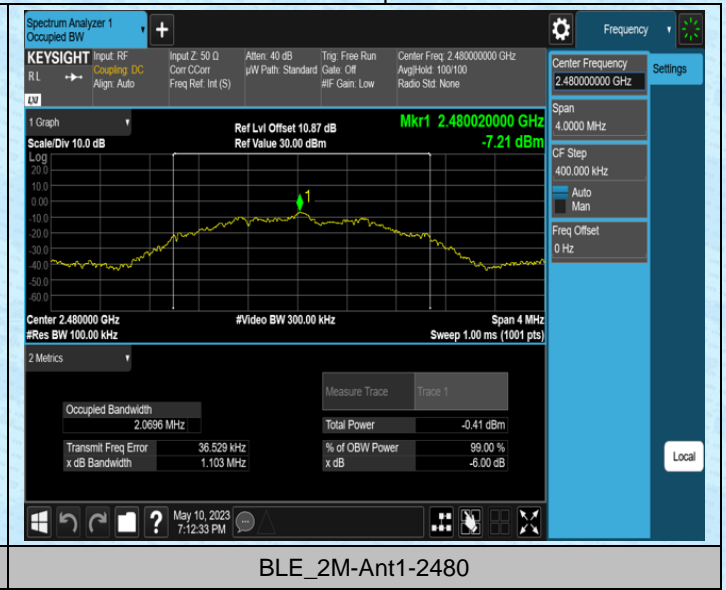
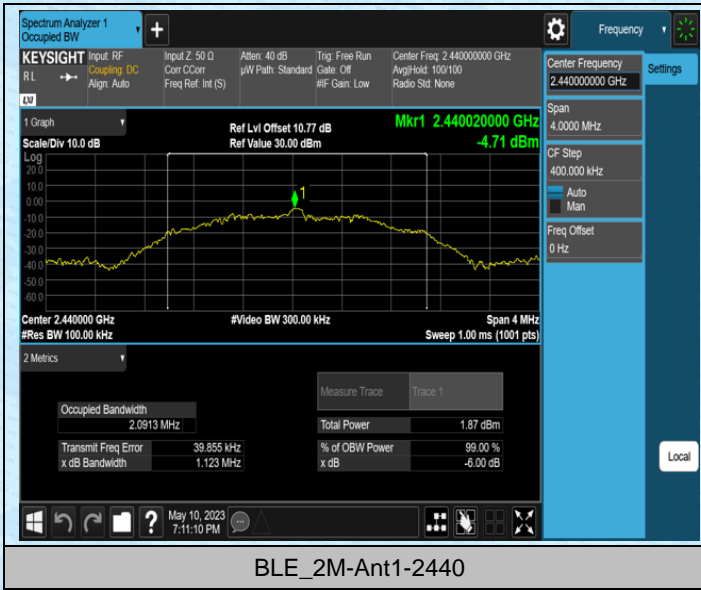
AppendixA: DTS Bandwidth

Test Result

Test Mode	Antenna	Frequency[MHz]	DTS BW [MHz]	Limit[MHz]	Verdict
BLE_1M	Ant1	2402	0.6839	0.5	PASS
BLE_1M	Ant1	2440	0.7255	0.5	PASS
BLE_1M	Ant1	2480	0.7265	0.5	PASS
BLE_2M	Ant1	2402	1.133	0.5	PASS
BLE_2M	Ant1	2440	1.123	0.5	PASS
BLE_2M	Ant1	2480	1.103	0.5	PASS

Test Graphs



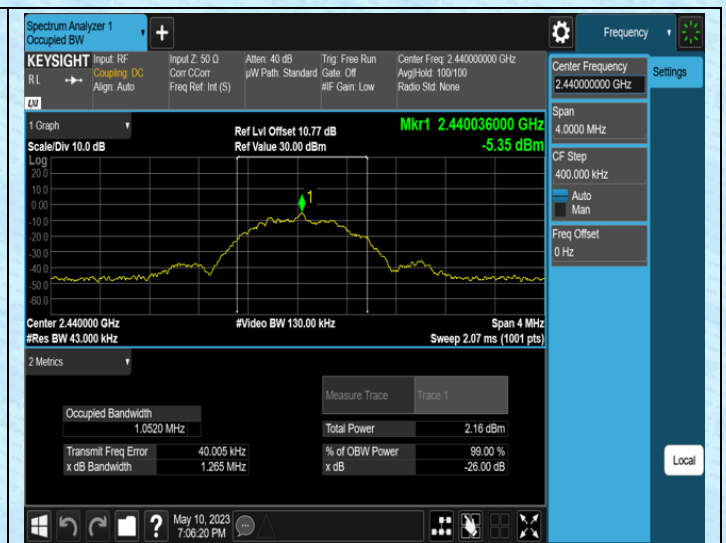
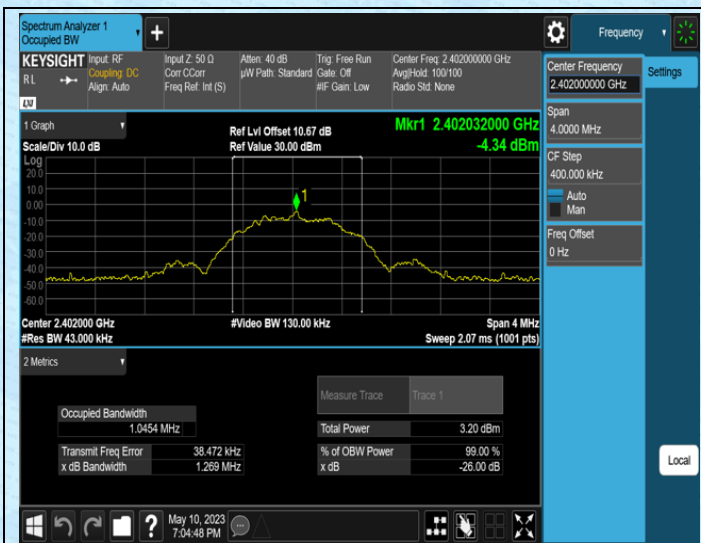


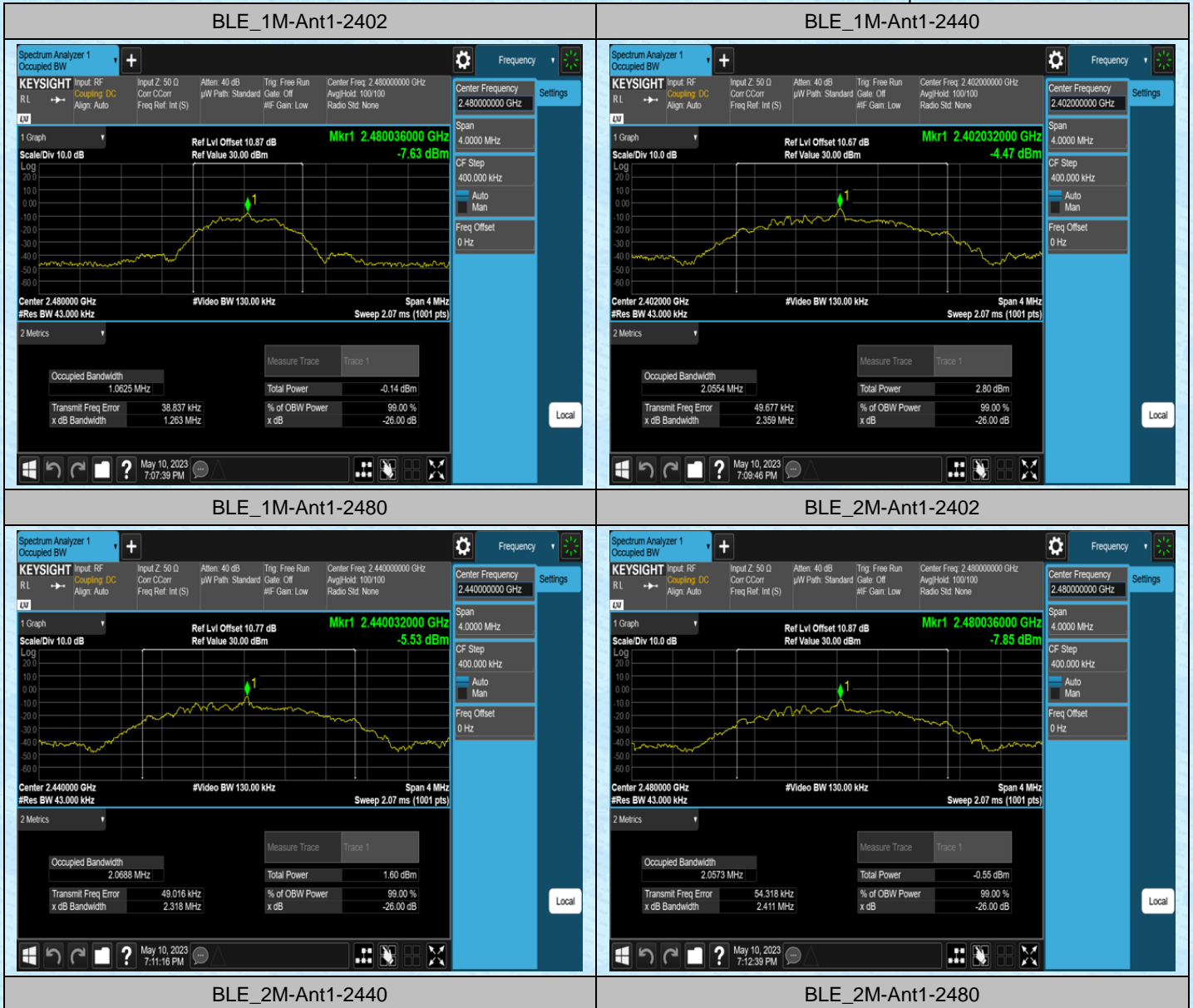
AppendixB: Occupied Channel Bandwidth

Test Result

TestMode	Antenna	Frequency[MHz]	OCB [MHz]	FL[MHz]	FH[MHz]	Limit[MHz]	Verdict
BLE_1M	Ant1	2402	1.0454	2401.5158	2402.5612	---	---
BLE_1M	Ant1	2440	1.0520	2439.5140	2440.5660	---	---
BLE_1M	Ant1	2480	1.0625	2479.5076	2480.5701	---	---
BLE_2M	Ant1	2402	2.0554	2401.0220	2403.0774	---	---
BLE_2M	Ant1	2440	2.0688	2439.0146	2441.0834	---	---
BLE_2M	Ant1	2480	2.0573	2479.0257	2481.0830	---	---

Test Graphs



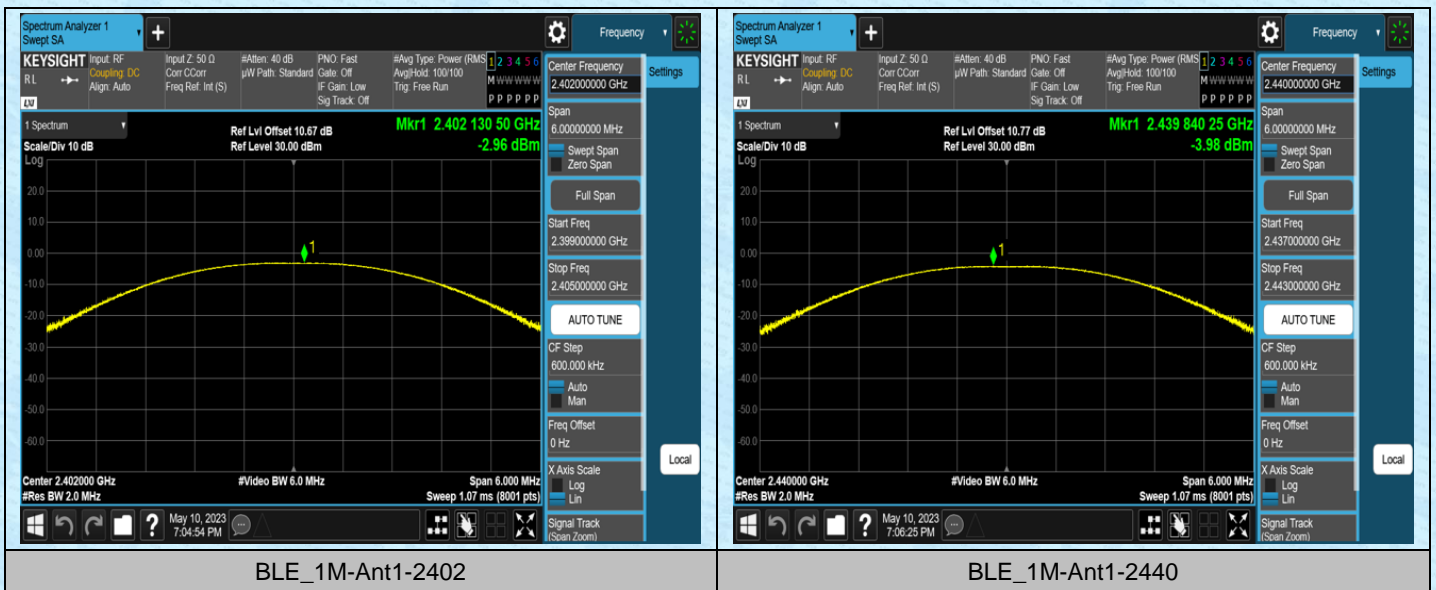


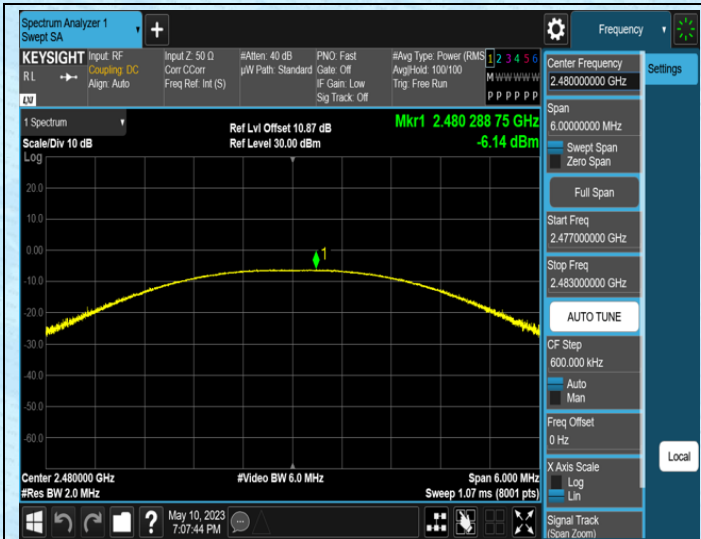
AppendixC: Maximum conducted output power

Test Result Peak

TestMode	Antenna	Frequency[MHz]	Conducted Peak Power[dBm]	Conducted Limit[dBm]	Verdict
BLE_1M	Ant1	2402	-2.96	≤30	PASS
BLE_1M	Ant1	2440	-3.98	≤30	PASS
BLE_1M	Ant1	2480	-6.14	≤30	PASS
BLE_2M	Ant1	2402	-2.97	≤30	PASS
BLE_2M	Ant1	2440	-3.85	≤30	PASS
BLE_2M	Ant1	2480	-6.02	≤30	PASS

Test Graphs Peak

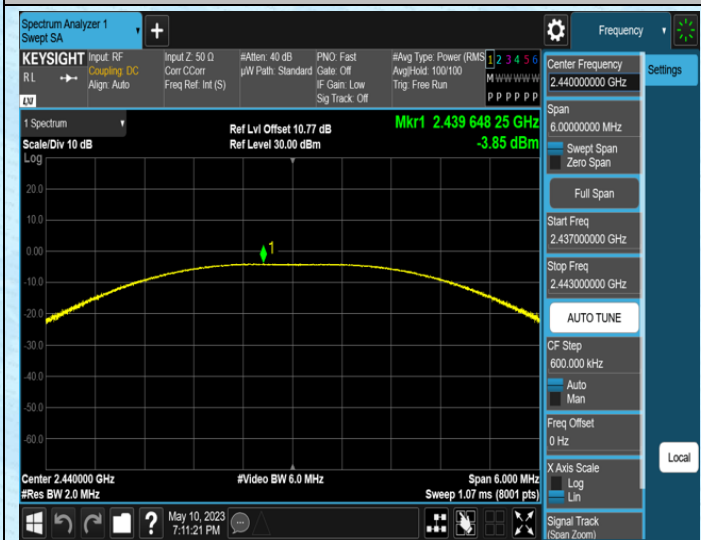




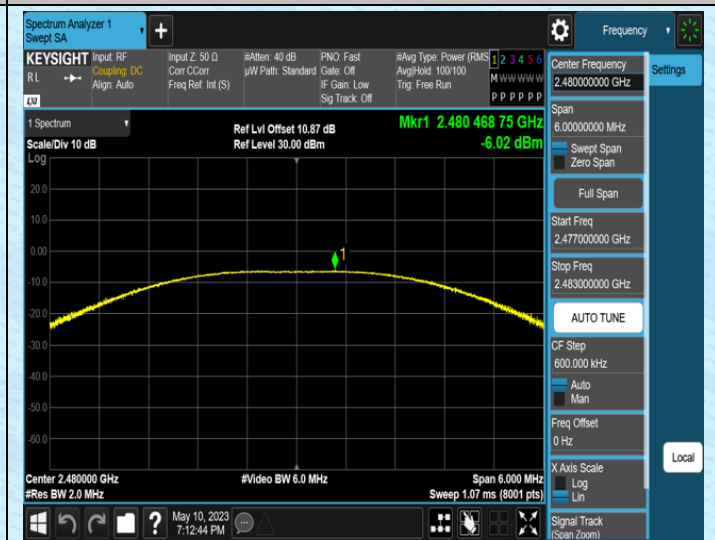
BLE_1M-Ant1-2480



BLE_2M-Ant1-2402



BLE_2M-Ant1-2440



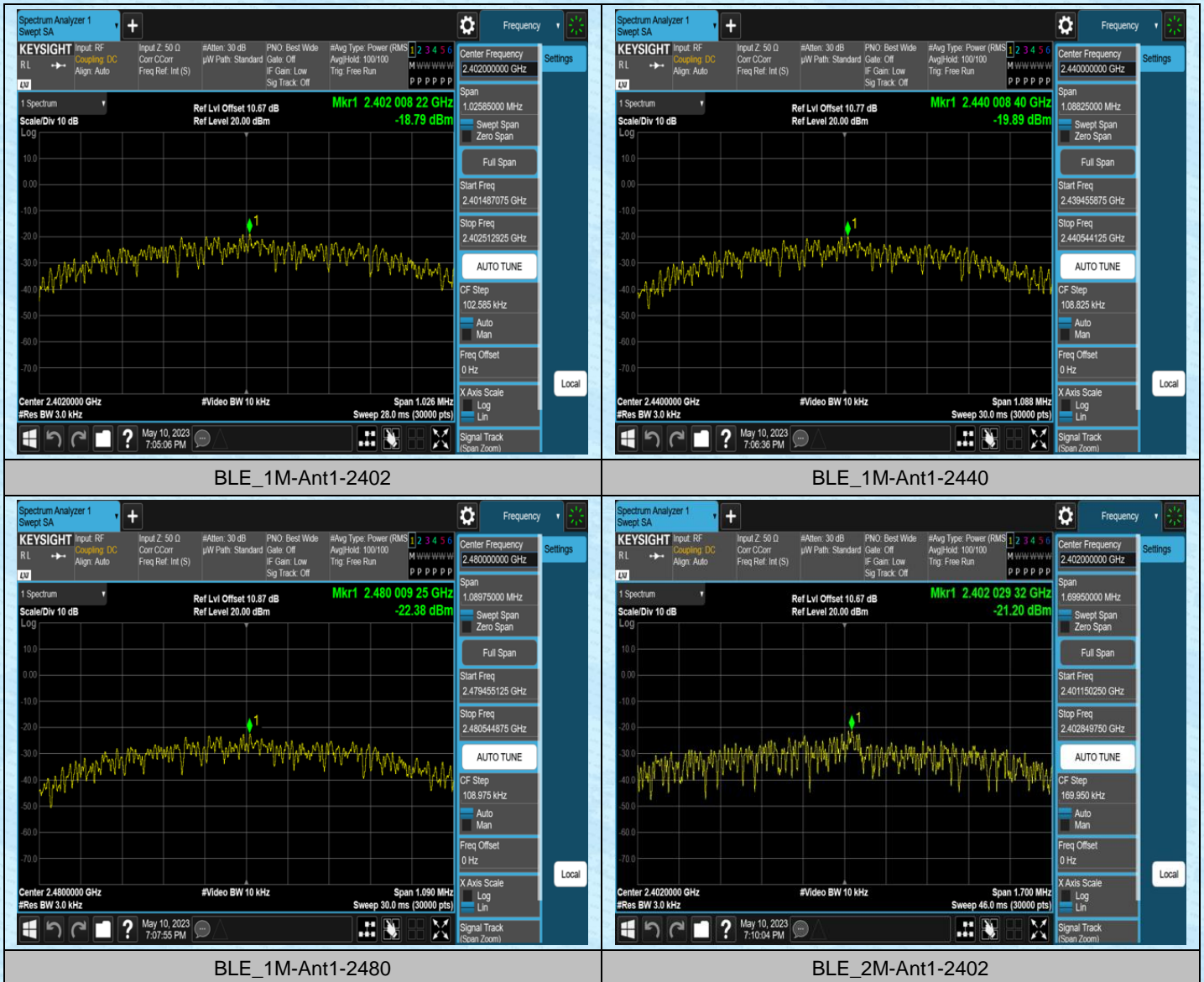
BLE_2M-Ant1-2480

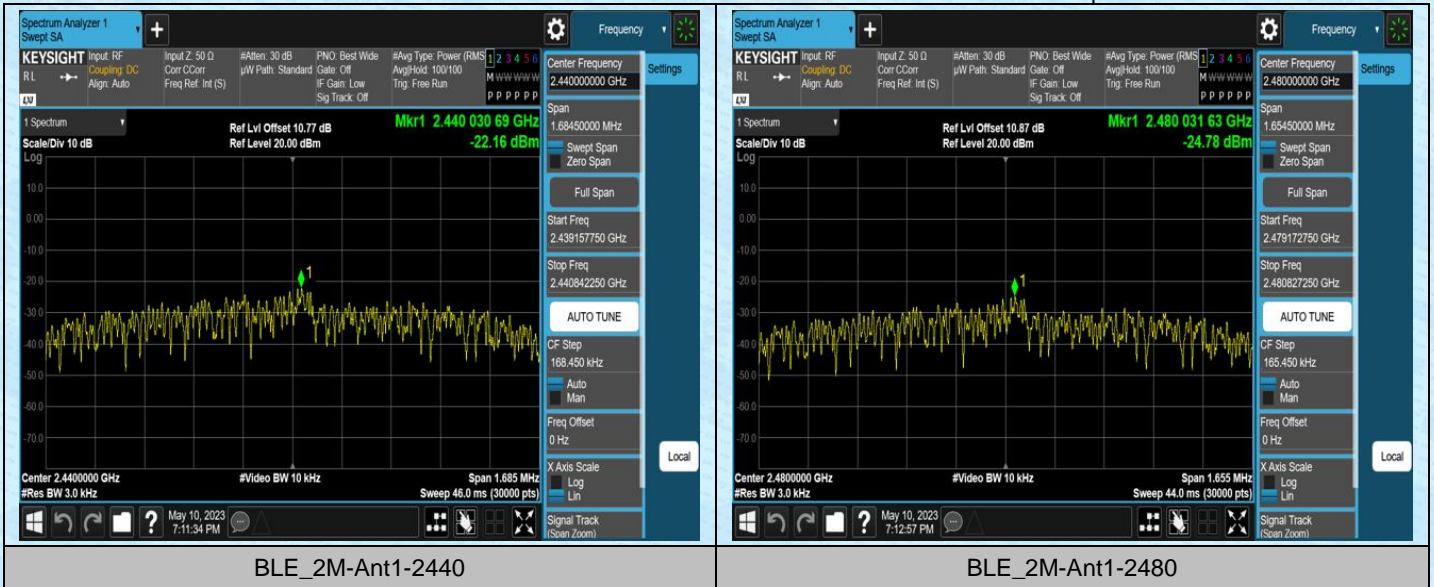
AppendixD: Maximum power spectral density

Test Result

TestMode	Antenna	Frequency[MHz]	Result[dBm/3kHz]	Limit[dBm/3kHz]	Verdict
BLE_1M	Ant1	2402	-18.79	≤8.00	PASS
BLE_1M	Ant1	2440	-19.89	≤8.00	PASS
BLE_1M	Ant1	2480	-22.38	≤8.00	PASS
BLE_2M	Ant1	2402	-21.2	≤8.00	PASS
BLE_2M	Ant1	2440	-22.16	≤8.00	PASS
BLE_2M	Ant1	2480	-24.78	≤8.00	PASS

Test Graphs





AppendixF:Band edge measurements

Test Result

TestMode	Antenna	ChName	Frequency[MHz]	RefLevel[dBm]	Result[dBm]	Limit[dBm]	Verdict
BLE_1M	Ant1	Low	2402	-3.66	-48.88	≤-23.66	PASS
BLE_1M	Ant1	High	2480	-6.90	-49.43	≤-26.9	PASS
BLE_2M	Ant1	Low	2402	-3.60	-38.96	≤-23.6	PASS
BLE_2M	Ant1	High	2480	-7.24	-49.53	≤-27.24	PASS

Test Graphs

