


Appendix D. Photographs of EUT and Setup

The setup photographs for SAR testing are shown as follows.

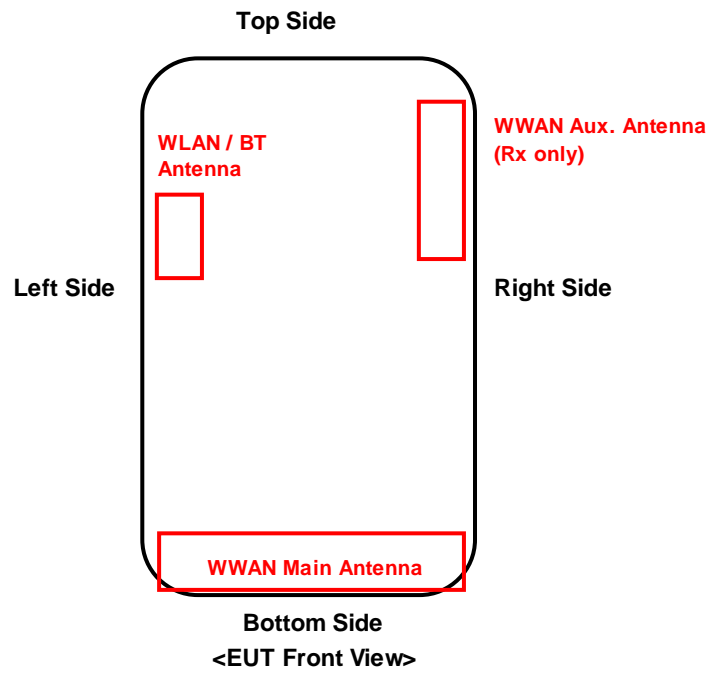
FCC SAR Test Report

<Photographs of EUT>



FCC SAR Test Report

<Antenna Location>




The separation distance for antenna to edge:


Antenna	To Top Side (mm)	To Bottom Side (mm)	To Left Side (mm)	To Right Side (mm)
WWAN Main Ant	185	7	15	15
BT/WLAN Ant	63	115	7	64

Note : The WWAN diversity antenna can transmit through either antenna-0 or antenna-1 at a time.

<Photographs of SAR Setup>



Head - Right Cheek



Head - Right Tilted



Head - Left Cheek



Head - Left Tilted

