


aAPPENDIX B EUT TEST POSITION PHOTOS

Liquid depth $\geq 15\text{cm}$

Phantom Type: Triple Flat Phantom 5.1C; Model: QD 000 P51 CA; S/N: 1130




Phantom Type: Twin SAM; Model: Twin SAM V5.0; S/N: 1412



Head Left Cheek Setup Photo



Head Flat Setup Photo



Body Back Setup Photo (5mm)



Body Worn Back Setup Photo (5mm)



Body Bottom Setup Photo (5mm)

