

Plot 1#: GSM 850_Mid_Head Left Cheek**DUT: Phone; Type: NITRO 55E; Serial: CR22080013-SA-S1**

Communication System: Generic GSM; Frequency: 836.6 MHz; Duty Cycle: 1:8

Medium parameters used: $f = 836.6$ MHz; $\sigma = 0.914$ S/m; $\epsilon_r = 41.534$; $\rho = 1000$ kg/m³

Phantom section: Left Section

DASY5 Configuration:

- Probe: EX3DV4 - SN7522; ConvF(9.24, 9.24, 9.24) @ 836.6 MHz; Calibrated: 2022/5/6
- Sensor-Surface: 1.4mm (Mechanical Surface Detection)
- Electronics: DAE4 Sn1354; Calibrated: 2021/9/1
- Phantom: SAM 1; Type: QD000P40CC; Serial: TP:1412
- Measurement SW: DASY52, Version 52.10 (2); SEMCAD X Version 14.6.12 (7470)

Area Scan (61x101x1): Interpolated grid: dx=1.500 mm, dy=1.500 mm

Maximum value of SAR (interpolated) = 0.360 W/kg


Zoom Scan (5x5x7)/Cube 0: Measurement grid: dx=8mm, dy=8mm, dz=5mm

Reference Value = 7.315 V/m; Power Drift = -0.13 dB

Peak SAR (extrapolated) = 0.381 W/kg

SAR(1 g) = 0.321 W/kg; SAR(10 g) = 0.270 W/kg

Maximum value of SAR (measured) = 0.361 W/kg



0 dB = 0.361 W/kg = -4.42 dBW/kg

Plot 2#: GSM 850_Mid_Head Left Tilt**DUT: Phone; Type: NITRO 55E; Serial: CR22080013-SA-S1**

Communication System: Generic GSM; Frequency: 836.6 MHz; Duty Cycle: 1:8

Medium parameters used: $f = 836.6$ MHz; $\sigma = 0.914$ S/m; $\epsilon_r = 41.534$; $\rho = 1000$ kg/m³

Phantom section: Left Section

DASY5 Configuration:

- Probe: EX3DV4 - SN7522; ConvF(9.24, 9.24, 9.24) @ 836.6 MHz; Calibrated: 2022/5/6
- Sensor-Surface: 1.4mm (Mechanical Surface Detection)
- Electronics: DAE4 Sn1354; Calibrated: 2021/9/1
- Phantom: SAM 1; Type: QD000P40CC; Serial: TP:1412
- Measurement SW: DASY52, Version 52.10 (2); SEMCAD X Version 14.6.12 (7470)

Area Scan (61x101x1): Interpolated grid: dx=1.500 mm, dy=1.500 mm

Maximum value of SAR (interpolated) = 0.200 W/kg

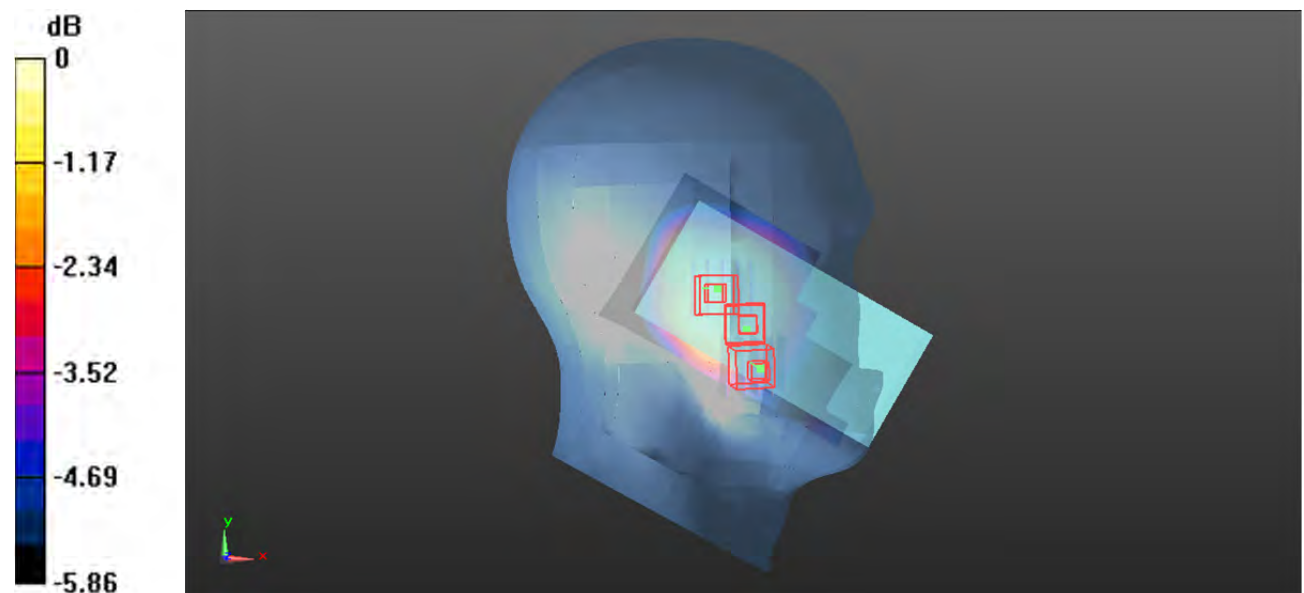
Zoom Scan (5x5x7)/Cube 0: Measurement grid: dx=8mm, dy=8mm, dz=5mm

Reference Value = 10.77 V/m; Power Drift = -0.04 dB

Peak SAR (extrapolated) = 0.212 W/kg

SAR(1 g) = 0.184 W/kg; SAR(10 g) = 0.157 W/kg

Maximum value of SAR (measured) = 0.202 W/kg



0 dB = 0.202 W/kg = -6.95 dBW/kg

Plot 3#: GSM850_Mid_Head Right Cheek**DUT: Phone; Type: NITRO 55E; Serial: CR22080013-SA-S1**

Communication System: Generic GSM; Frequency: 836.6 MHz; Duty Cycle: 1:8

Medium parameters used: $f = 836.6$ MHz; $\sigma = 0.914$ S/m; $\epsilon_r = 41.534$; $\rho = 1000$ kg/m³

Phantom section: Right Section

DASY5 Configuration:

- Probe: EX3DV4 - SN7522; ConvF(9.24, 9.24, 9.24) @ 836.6 MHz; Calibrated: 2022/5/6
- Sensor-Surface: 1.4mm (Mechanical Surface Detection)
- Electronics: DAE4 Sn1354; Calibrated: 2021/9/1
- Phantom: SAM 1; Type: QD000P40CC; Serial: TP:1412
- Measurement SW: DASY52, Version 52.10 (2); SEMCAD X Version 14.6.12 (7470)

Area Scan (71x101x1): Interpolated grid: dx=1.500 mm, dy=1.500 mm

Maximum value of SAR (interpolated) = 0.377 W/kg


Zoom Scan (5x5x7)/Cube 0: Measurement grid: dx=8mm, dy=8mm, dz=5mm

Reference Value = 7.138 V/m; Power Drift = -0.18 dB

Peak SAR (extrapolated) = 0.411 W/kg

SAR(1 g) = 0.340 W/kg; SAR(10 g) = 0.287 W/kg

Maximum value of SAR (measured) = 0.386 W/kg



0 dB = 0.386 W/kg = -4.13 dBW/kg

Plot 4#: GSM 850 _Mid_ Head Right Tilt**DUT: Phone; Type: NITRO 55E; Serial: CR22080013-SA-S1**

Communication System: Generic GSM; Frequency: 836.6 MHz; Duty Cycle: 1:8

Medium parameters used: $f = 836.6$ MHz; $\sigma = 0.914$ S/m; $\epsilon_r = 41.534$; $\rho = 1000$ kg/m³

Phantom section: Right Section

DASY5 Configuration:

- Probe: EX3DV4 - SN7522; ConvF(9.24, 9.24, 9.24) @ 836.6 MHz; Calibrated: 2022/5/6
- Sensor-Surface: 1.4mm (Mechanical Surface Detection)
- Electronics: DAE4 Sn1354; Calibrated: 2021/9/1
- Phantom: SAM 1; Type: QD000P40CC; Serial: TP:1412
- Measurement SW: DASY52, Version 52.10 (2); SEMCAD X Version 14.6.12 (7470)

Area Scan (71x101x1): Interpolated grid: dx=1.500 mm, dy=1.500 mm

Maximum value of SAR (interpolated) = 0.222 W/kg


Zoom Scan (5x5x7)/Cube 0: Measurement grid: dx=8mm, dy=8mm, dz=5mm

Reference Value = 9.512 V/m; Power Drift = 0.01 dB

Peak SAR (extrapolated) = 0.224 W/kg

SAR(1 g) = 0.193 W/kg; SAR(10 g) = 0.163 W/kg

Maximum value of SAR (measured) = 0.213 W/kg



0 dB = 0.213 W/kg = -6.72 dBW/kg

Plot 5#: GSM 850_Mid_Body Worn Front**DUT: Phone; Type: NITRO 55E; Serial: CR22080013-SA-S1**

Communication System: Generic GSM; Frequency: 836.6 MHz; Duty Cycle: 1:8

Medium parameters used: $f = 836.6$ MHz; $\sigma = 0.914$ S/m; $\epsilon_r = 41.534$; $\rho = 1000$ kg/m³

Phantom section: Flat Section

DASY5 Configuration:

- Probe: EX3DV4 - SN7522; ConvF(9.24, 9.24, 9.24) @ 836.6 MHz; Calibrated: 2022/5/6
- Sensor-Surface: 1.4mm (Mechanical Surface Detection)
- Electronics: DAE4 Sn1354; Calibrated: 2021/9/1
- Phantom: SAM 1; Type: QD000P40CC; Serial: TP:1412
- Measurement SW: DASY52, Version 52.10 (2); SEMCAD X Version 14.6.12 (7470)

Area Scan (41x121x1): Interpolated grid: dx=1.500 mm, dy=1.500 mm

Maximum value of SAR (interpolated) = 0.454 W/kg

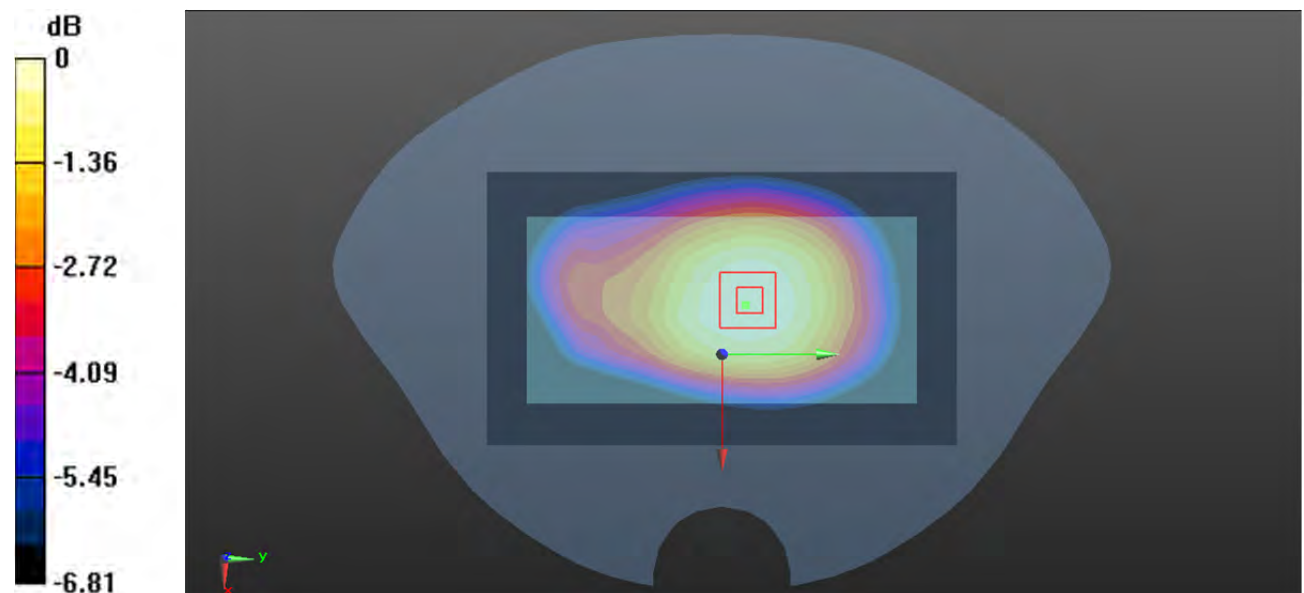
Zoom Scan (5x5x7)/Cube 0: Measurement grid: dx=8mm, dy=8mm, dz=5mm

Reference Value = 20.20 V/m; Power Drift = -0.09 dB

Peak SAR (extrapolated) = 0.493 W/kg

SAR(1 g) = 0.395 W/kg; SAR(10 g) = 0.320 W/kg

Maximum value of SAR (measured) = 0.457 W/kg



0 dB = 0.457 W/kg = -3.40 dBW/kg

Plot 6#: GSM 850 Low_ Body Worn Back**DUT: Phone; Type: NITRO 55E; Serial: CR22080013-SA-S1**

Communication System: Generic GSM ; Frequency: 824.2 MHz; Duty Cycle: 1:8

Medium parameters used: $f = 824.2$ MHz; $\sigma = 0.895$ S/m; $\epsilon_r = 41.791$; $\rho = 1000$ kg/m³

Phantom section: Flat Section

DASY5 Configuration:

- Probe: EX3DV4 - SN7522; ConvF(9.24, 9.24, 9.24) @ 824.2 MHz; Calibrated: 2022/5/6
- Sensor-Surface: 1.4mm (Mechanical Surface Detection)
- Electronics: DAE4 Sn1354; Calibrated: 2021/9/1
- Phantom: SAM 1; Type: QD000P40CC; Serial: TP:1412
- Measurement SW: DASY52, Version 52.10 (2); SEMCAD X Version 14.6.12 (7470)

Area Scan (41x121x1): Interpolated grid: dx=1.500 mm, dy=1.500 mm

Maximum value of SAR (interpolated) = 0.536 W/kg

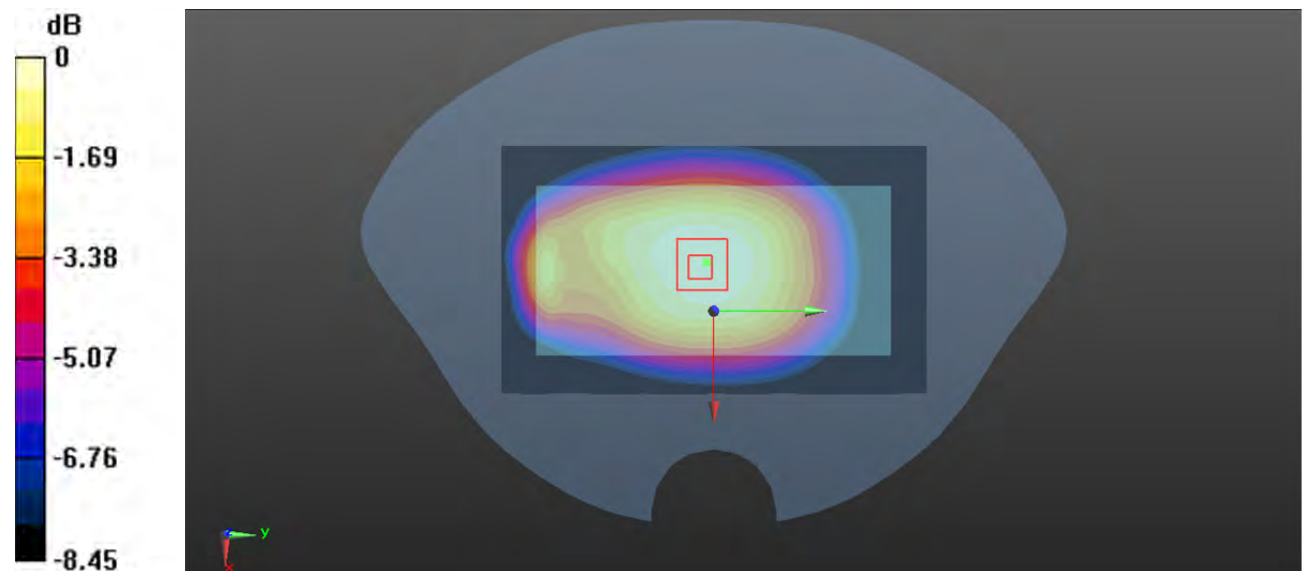
Zoom Scan (5x5x7)/Cube 0: Measurement grid: dx=8mm, dy=8mm, dz=5mm

Reference Value = 22.05 V/m; Power Drift = 0.06 dB

Peak SAR (extrapolated) = 0.590 W/kg

SAR(1 g) = 0.434 W/kg; SAR(10 g) = 0.324 W/kg

Maximum value of SAR (measured) = 0.533 W/kg



0 dB = 0.533 W/kg = -2.73 dBW/kg

Plot 7#: GSM 850_Mid_Body Worn Back**DUT: Phone; Type: NITRO 55E; Serial: CR22080013-SA-S1**

Communication System: Generic GSM; Frequency: 836.6 MHz; Duty Cycle: 1:8

Medium parameters used: $f = 836.6$ MHz; $\sigma = 0.914$ S/m; $\epsilon_r = 41.534$; $\rho = 1000$ kg/m³

Phantom section: Flat Section

DASY5 Configuration:

- Probe: EX3DV4 - SN7522; ConvF(9.24, 9.24, 9.24) @ 836.6 MHz; Calibrated: 2022/5/6
- Sensor-Surface: 1.4mm (Mechanical Surface Detection)
- Electronics: DAE4 Sn1354; Calibrated: 2021/9/1
- Phantom: SAM 1; Type: QD000P40CC; Serial: TP:1412
- Measurement SW: DASY52, Version 52.10 (2); SEMCAD X Version 14.6.12 (7470)

Area Scan (41x121x1): Interpolated grid: dx=1.500 mm, dy=1.500 mm

Maximum value of SAR (interpolated) = 0.622 W/kg

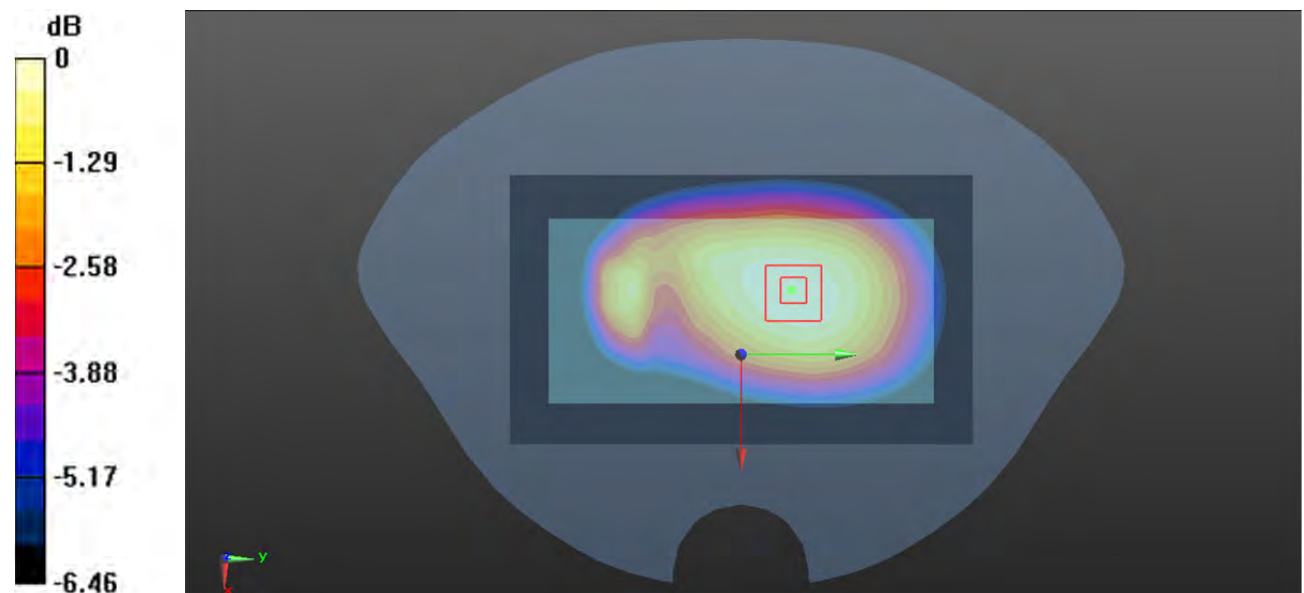
Zoom Scan (5x5x7)/Cube 0: Measurement grid: dx=8mm, dy=8mm, dz=5mm

Reference Value = 23.14 V/m; Power Drift = -0.03 dB

Peak SAR (extrapolated) = 0.672 W/kg

SAR(1 g) = 0.536 W/kg; SAR(10 g) = 0.433 W/kg

Maximum value of SAR (measured) = 0.623 W/kg



0 dB = 0.623 W/kg = -2.06 dBW/kg

Plot 8#: GSM 850 High_ Body Worn Back**DUT: Phone; Type: NITRO 55E; Serial: CR22080013-SA-S1**

Communication System: Generic GSM ; Frequency: 848.8 MHz; Duty Cycle: 1:8

Medium parameters used: $f = 848.8$ MHz; $\sigma = 0.929$ S/m; $\epsilon_r = 41.471$; $\rho = 1000$ kg/m³

Phantom section: Flat Section

DASY5 Configuration:

- Probe: EX3DV4 - SN7522; ConvF(9.24, 9.24, 9.24) @ 848.8 MHz; Calibrated: 2022/5/6
- Sensor-Surface: 1.4mm (Mechanical Surface Detection)
- Electronics: DAE4 Sn1354; Calibrated: 2021/9/1
- Phantom: SAM 1; Type: QD000P40CC; Serial: TP:1412
- Measurement SW: DASY52, Version 52.10 (2); SEMCAD X Version 14.6.12 (7470)

Area Scan (41x121x1): Interpolated grid: dx=1.500 mm, dy=1.500 mm

Maximum value of SAR (interpolated) = 0.635 W/kg

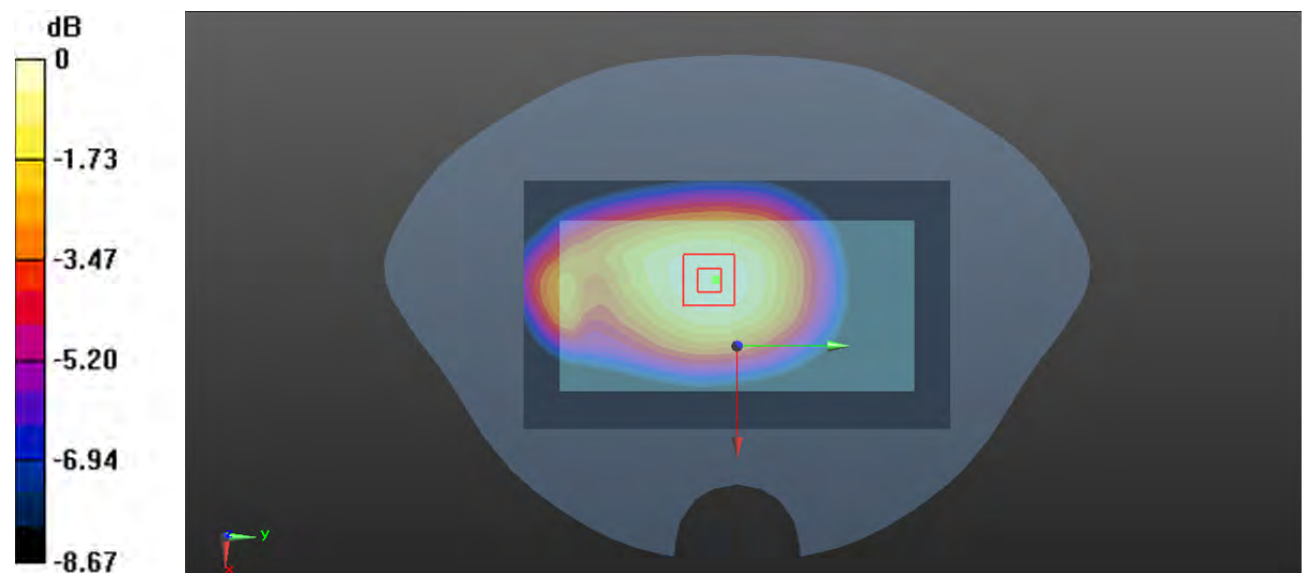
Zoom Scan (5x5x7)/Cube 0: Measurement grid: dx=8mm, dy=8mm, dz=5mm

Reference Value = 22.42 V/m; Power Drift = 0.10 dB

Peak SAR (extrapolated) = 0.699 W/kg

SAR(1 g) = 0.508 W/kg; SAR(10 g) = 0.378 W/kg

Maximum value of SAR (measured) = 0.630 W/kg



0 dB = 0.630 W/kg = -2.01 dBW/kg

Plot 9#: GSM 850_Mid_Body Front**DUT: Phone; Type: NITRO 55E; Serial: CR22080013-SA-S1**

Communication System: Generic GPRS-4 slots; Frequency: 836.6 MHz; Duty Cycle: 1:2

Medium parameters used: $f = 836.6$ MHz; $\sigma = 0.914$ S/m; $\epsilon_r = 41.534$; $\rho = 1000$ kg/m³

Phantom section: Flat Section

DASY5 Configuration:

- Probe: EX3DV4 - SN7522; ConvF(9.24, 9.24, 9.24) @ 836.6 MHz; Calibrated: 2022/5/6
- Sensor-Surface: 1.4mm (Mechanical Surface Detection)
- Electronics: DAE4 Sn1354; Calibrated: 2021/9/1
- Phantom: SAM 1; Type: QD000P40CC; Serial: TP:1412
- Measurement SW: DASY52, Version 52.10 (2); SEMCAD X Version 14.6.12 (7470)

Area Scan (71x121x1): Interpolated grid: dx=1.500 mm, dy=1.500 mm

Maximum value of SAR (interpolated) = 0.414 W/kg

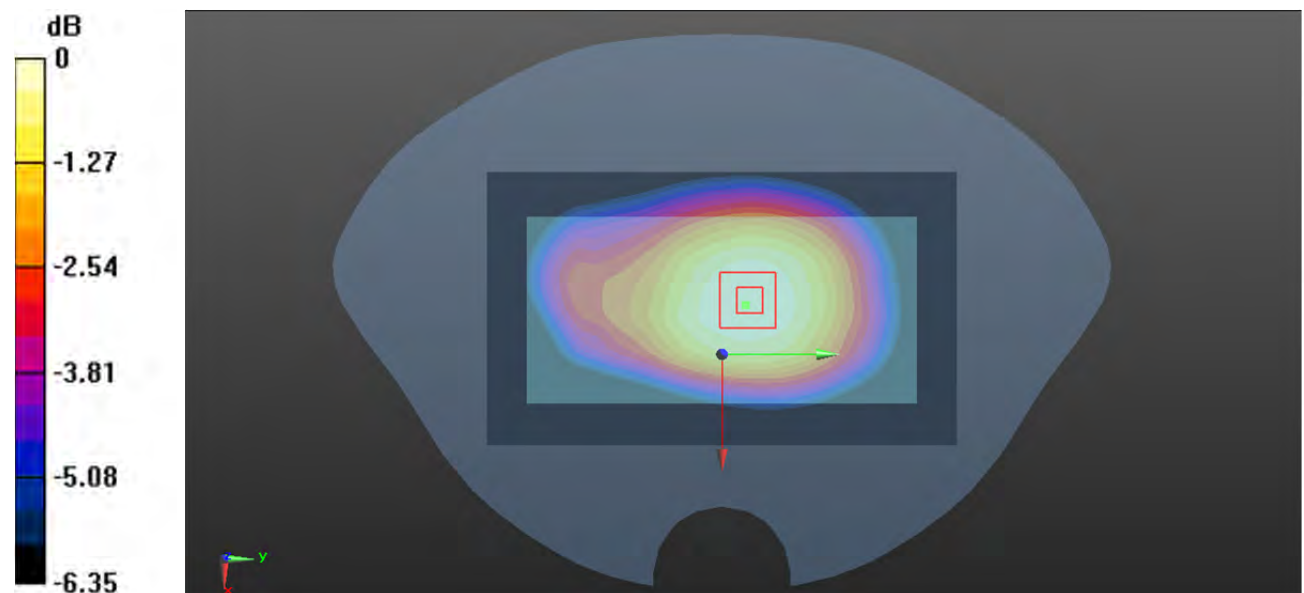
Zoom Scan (5x5x7)/Cube 0: Measurement grid: dx=8mm, dy=8mm, dz=5mm

Reference Value = 19.62 V/m; Power Drift = -0.01 dB

Peak SAR (extrapolated) = 0.438 W/kg

SAR(1 g) = 0.355 W/kg; SAR(10 g) = 0.289 W/kg

Maximum value of SAR (measured) = 0.407 W/kg



0 dB = 0.407 W/kg = -3.90 dBW/kg

Plot 10#: GSM 850 _Mid_ Body Back**DUT: Phone; Type: NITRO 55E; Serial: CR22080013-SA-S1**

Communication System: Generic GPRS-4 slots; Frequency: 836.6 MHz; Duty Cycle: 1:2

Medium parameters used: $f = 836.6$ MHz; $\sigma = 0.914$ S/m; $\epsilon_r = 41.534$; $\rho = 1000$ kg/m³

Phantom section: Flat Section

DASY5 Configuration:

- Probe: EX3DV4 - SN7522; ConvF(9.24, 9.24, 9.24) @ 836.6 MHz; Calibrated: 2022/5/6
- Sensor-Surface: 1.4mm (Mechanical Surface Detection)
- Electronics: DAE4 Sn1354; Calibrated: 2021/9/1
- Phantom: SAM 1; Type: QD000P40CC; Serial: TP:1412
- Measurement SW: DASY52, Version 52.10 (2); SEMCAD X Version 14.6.12 (7470)

Area Scan (71x121x1): Interpolated grid: dx=1.500 mm, dy=1.500 mm

Maximum value of SAR (interpolated) = 0.549 W/kg

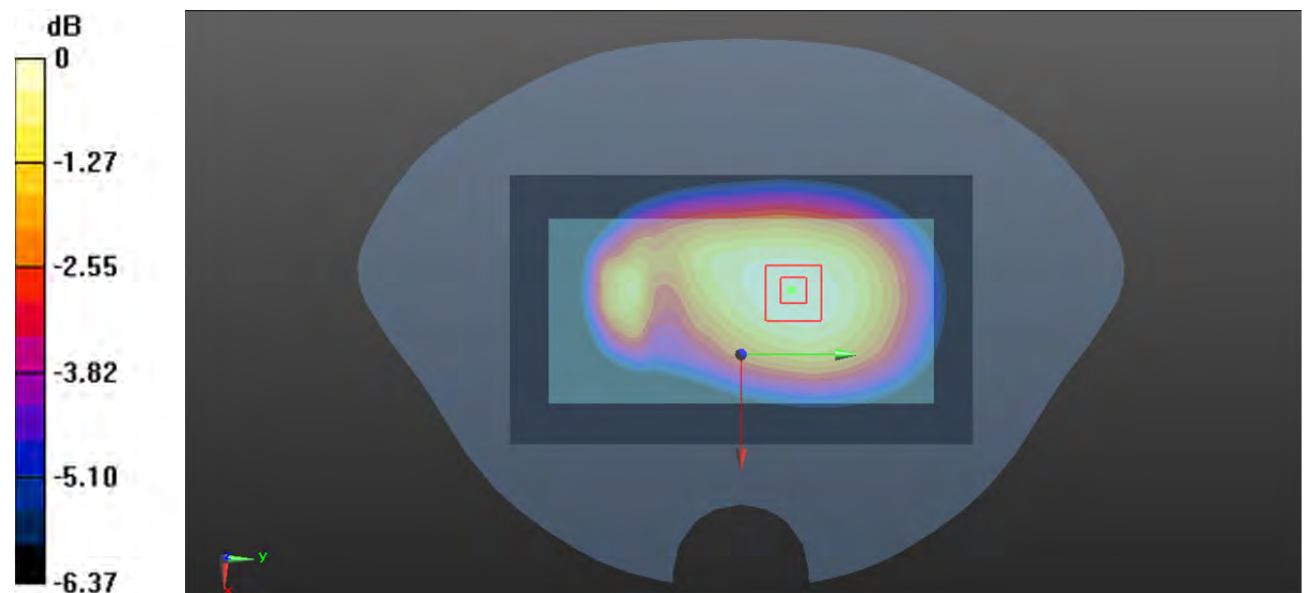
Zoom Scan (5x5x7)/Cube 0: Measurement grid: dx=8mm, dy=8mm, dz=5mm

Reference Value = 20.92 V/m; Power Drift = 0.05 dB

Peak SAR (extrapolated) = 0.600 W/kg

SAR(1 g) = 0.476 W/kg; SAR(10 g) = 0.384 W/kg

Maximum value of SAR (measured) = 0.556 W/kg



0 dB = 0.556 W/kg = -2.55 dBW/kg

Plot 11#: GSM 850 _Mid_ Body Left**DUT: Phone; Type: NITRO 55E; Serial: CR22080013-SA-S1**

Communication System: Generic GPRS-4 slots; Frequency: 836.6 MHz; Duty Cycle: 1:2

Medium parameters used: $f = 836.6$ MHz; $\sigma = 0.914$ S/m; $\epsilon_r = 41.534$; $\rho = 1000$ kg/m³

Phantom section: Flat Section

DASY5 Configuration:

- Probe: EX3DV4 - SN7522; ConvF(9.24, 9.24, 9.24) @ 836.6 MHz; Calibrated: 2022/5/6
- Sensor-Surface: 1.4mm (Mechanical Surface Detection)
- Electronics: DAE4 Sn1354; Calibrated: 2021/9/1
- Phantom: SAM 1; Type: QD000P40CC; Serial: TP:1412
- Measurement SW: DASY52, Version 52.10 (2); SEMCAD X Version 14.6.12 (7470)

Area Scan (41x121x1): Interpolated grid: dx=1.500 mm, dy=1.500 mm

Maximum value of SAR (interpolated) = 0.376 W/kg

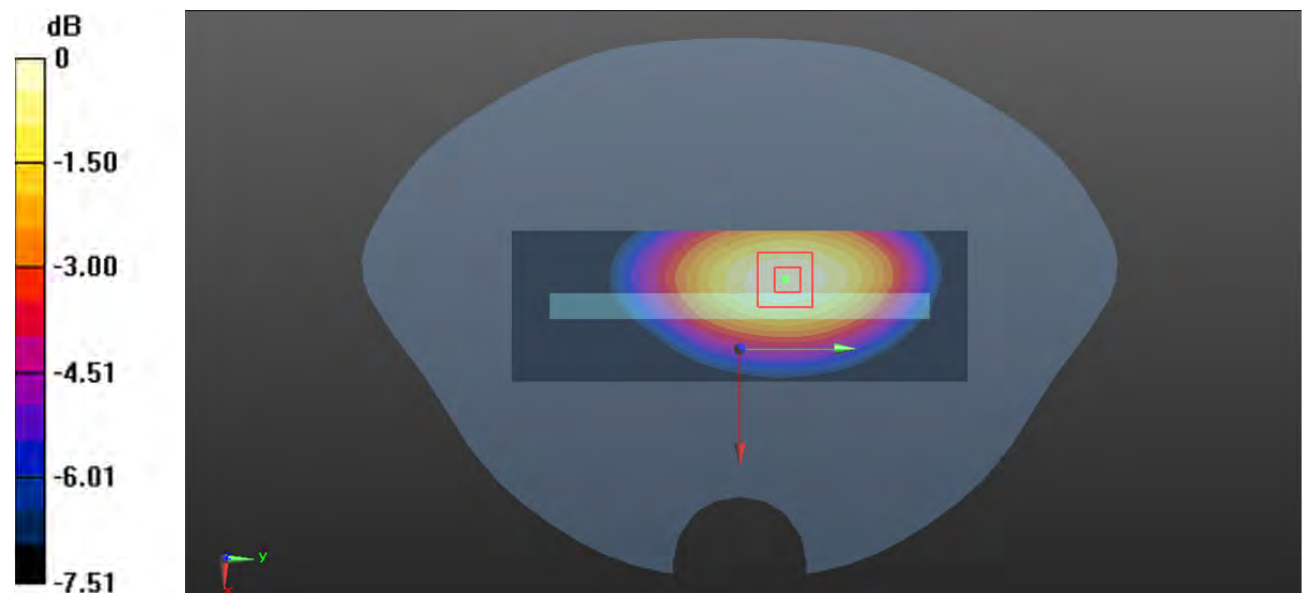
Zoom Scan (5x5x7)/Cube 0: Measurement grid: dx=8mm, dy=8mm, dz=5mm

Reference Value = 16.27 V/m; Power Drift = 0.07 dB

Peak SAR (extrapolated) = 0.423 W/kg

SAR(1 g) = 0.300 W/kg; SAR(10 g) = 0.221 W/kg

Maximum value of SAR (measured) = 0.379 W/kg



0 dB = 0.379 W/kg = -4.21 dBW/kg

Plot 12#: GSM 850 Mid_Body Right**DUT: Phone; Type: NITRO 55E; Serial: CR22080013-SA-S1**

Communication System: Generic GPRS-4 slots; Frequency: 836.6 MHz; Duty Cycle: 1:2

Medium parameters used: $f = 836.6$ MHz; $\sigma = 0.914$ S/m; $\epsilon_r = 41.534$; $\rho = 1000$ kg/m³

Phantom section: Flat Section

DASY5 Configuration:

- Probe: EX3DV4 - SN7522; ConvF(9.24, 9.24, 9.24) @ 836.6 MHz; Calibrated: 2022/5/6
- Sensor-Surface: 1.4mm (Mechanical Surface Detection)
- Electronics: DAE4 Sn1354; Calibrated: 2021/9/1
- Phantom: SAM 1; Type: QD000P40CC; Serial: TP:1412
- Measurement SW: DASY52, Version 52.10 (2); SEMCAD X Version 14.6.12 (7470)

Area Scan (41x121x1): Interpolated grid: dx=1.500 mm, dy=1.500 mm

Maximum value of SAR (interpolated) = 0.374 W/kg

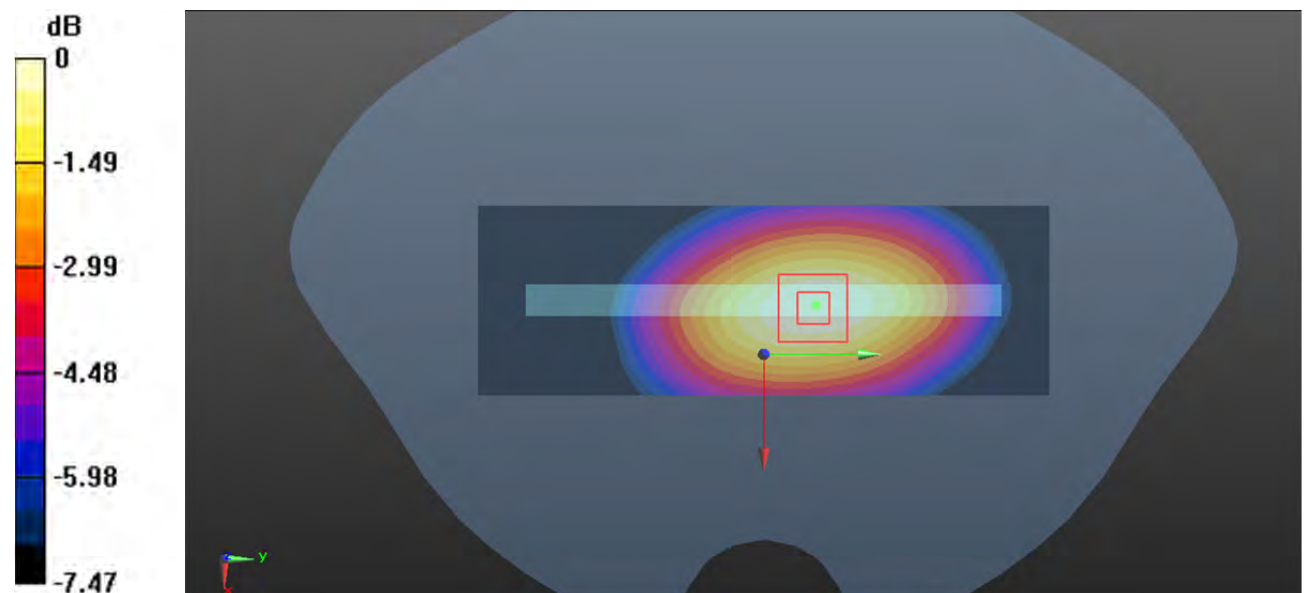
Zoom Scan (5x5x7)/Cube 0: Measurement grid: dx=8mm, dy=8mm, dz=5mm

Reference Value = 17.29 V/m; Power Drift = -0.06 dB

Peak SAR (extrapolated) = 0.413 W/kg

SAR(1 g) = 0.295 W/kg; SAR(10 g) = 0.217 W/kg

Maximum value of SAR (measured) = 0.370 W/kg



0 dB = 0.370 W/kg = -4.32 dBW/kg

Plot 13#: GSM 850 _Mid_ Body Bottom**DUT: Phone; Type: NITRO 55E; Serial: CR22080013-SA-S1**

Communication System: Generic GPRS-4 slots; Frequency: 836.6 MHz; Duty Cycle: 1:2

Medium parameters used: $f = 836.6$ MHz; $\sigma = 0.914$ S/m; $\epsilon_r = 41.534$; $\rho = 1000$ kg/m³

Phantom section: Flat Section

DASY5 Configuration:

- Probe: EX3DV4 - SN7522; ConvF(9.24, 9.24, 9.24) @ 836.6 MHz; Calibrated: 2022/5/6
- Sensor-Surface: 1.4mm (Mechanical Surface Detection)
- Electronics: DAE4 Sn1354; Calibrated: 2021/9/1
- Phantom: SAM 1; Type: QD000P40CC; Serial: TP:1412
- Measurement SW: DASY52, Version 52.10 (2); SEMCAD X Version 14.6.12 (7470)

Area Scan (41x71x1): Interpolated grid: dx=1.500 mm, dy=1.500 mm

Maximum value of SAR (interpolated) = 0.176 W/kg

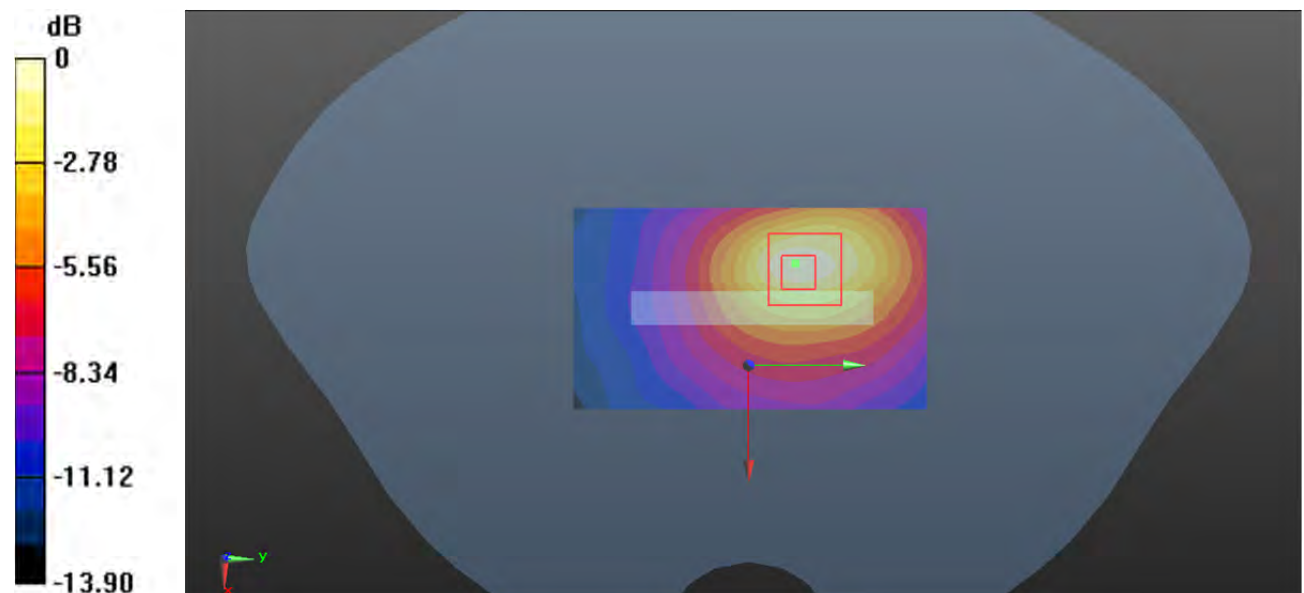
Zoom Scan (5x5x7)/Cube 0: Measurement grid: dx=8mm, dy=8mm, dz=5mm

Reference Value = 7.620 V/m; Power Drift = -0.04 dB

Peak SAR (extrapolated) = 0.284 W/kg

SAR(1 g) = 0.108 W/kg; SAR(10 g) = 0.057 W/kg

Maximum value of SAR (measured) = 0.185 W/kg



0 dB = 0.185 W/kg = -7.33 dBW/kg

Plot 14#: PCS 1900 Mid_ Head Left Cheek**DUT: Phone; Type: NITRO 55E; Serial: CR22080013-SA-S1**

Communication System: Generic GSM; Frequency: 1880 MHz; Duty Cycle: 1:8

Medium parameters used: $f = 1880$ MHz; $\sigma = 1.408$ S/m; $\epsilon_r = 38.933$; $\rho = 1000$ kg/m³

Phantom section: Left Section

DASY5 Configuration:

- Probe: EX3DV4 - SN7522; ConvF(7.79, 7.79, 7.79) @ 1880 MHz; Calibrated: 2022/5/6
- Sensor-Surface: 1.4mm (Mechanical Surface Detection)
- Electronics: DAE4 Sn1354; Calibrated: 2021/9/1
- Phantom: SAM 1; Type: QD000P40CC; Serial: TP:1412
- Measurement SW: DASY52, Version 52.10 (2); SEMCAD X Version 14.6.12 (7470)

Area Scan (61x101x1): Interpolated grid: dx=1.500 mm, dy=1.500 mm

Maximum value of SAR (interpolated) = 0.189 W/kg


Zoom Scan (5x5x7)/Cube 0: Measurement grid: dx=8mm, dy=8mm, dz=5mm

Reference Value = 4.663 V/m; Power Drift = -0.19 dB

Peak SAR (extrapolated) = 0.224 W/kg

SAR(1 g) = 0.135 W/kg; SAR(10 g) = 0.084 W/kg

Maximum value of SAR (measured) = 0.191 W/kg



0 dB = 0.191 W/kg = -7.19 dBW/kg

Plot 15#: PCS 1900_Mid_Head Left Tilt**DUT: Phone; Type: NITRO 55E; Serial: CR22080013-SA-S1**

Communication System: Generic GSM; Frequency: 1880 MHz; Duty Cycle: 1:8

Medium parameters used: $f = 1880$ MHz; $\sigma = 1.408$ S/m; $\epsilon_r = 38.933$; $\rho = 1000$ kg/m³

Phantom section: Left Section

DASY5 Configuration:

- Probe: EX3DV4 - SN7522; ConvF(7.79, 7.79, 7.79) @ 1880 MHz; Calibrated: 2022/5/6
- Sensor-Surface: 1.4mm (Mechanical Surface Detection)
- Electronics: DAE4 Sn1354; Calibrated: 2021/9/1
- Phantom: SAM 1; Type: QD000P40CC; Serial: TP:1412
- Measurement SW: DASY52, Version 52.10 (2); SEMCAD X Version 14.6.12 (7470)

Area Scan (61x101x1): Interpolated grid: dx=1.500 mm, dy=1.500 mm

Maximum value of SAR (interpolated) = 0.0943 W/kg


Zoom Scan (5x5x7)/Cube 0: Measurement grid: dx=8mm, dy=8mm, dz=5mm

Reference Value = 7.319 V/m; Power Drift = -0.18 dB

Peak SAR (extrapolated) = 0.104 W/kg

SAR(1 g) = 0.064 W/kg; SAR(10 g) = 0.041 W/kg

Maximum value of SAR (measured) = 0.0873 W/kg



0 dB = 0.0873 W/kg = -10.59 dBW/kg

Plot 16#: PCS 1900 _Mid_ Head Right Cheek**DUT: Phone; Type: NITRO 55E; Serial: CR22080013-SA-S1**

Communication System: Generic GSM; Frequency: 1880 MHz; Duty Cycle: 1:8

Medium parameters used: $f = 1880$ MHz; $\sigma = 1.408$ S/m; $\epsilon_r = 38.933$; $\rho = 1000$ kg/m³

Phantom section: Right Section

DASY5 Configuration:

- Probe: EX3DV4 - SN7522; ConvF(7.79, 7.79, 7.79) @ 1880 MHz; Calibrated: 2022/5/6
- Sensor-Surface: 1.4mm (Mechanical Surface Detection)
- Electronics: DAE4 Sn1354; Calibrated: 2021/9/1
- Phantom: SAM 1; Type: QD000P40CC; Serial: TP:1412
- Measurement SW: DASY52, Version 52.10 (2); SEMCAD X Version 14.6.12 (7470)

Area Scan (71x101x1): Interpolated grid: dx=1.500 mm, dy=1.500 mm

Maximum value of SAR (interpolated) = 0.176 W/kg


Zoom Scan (5x5x7)/Cube 0: Measurement grid: dx=8mm, dy=8mm, dz=5mm

Reference Value = 4.821 V/m; Power Drift = 0.02 dB

Peak SAR (extrapolated) = 0.200 W/kg

SAR(1 g) = 0.122 W/kg; SAR(10 g) = 0.076 W/kg

Maximum value of SAR (measured) = 0.169 W/kg



0 dB = 0.169 W/kg = -7.72 dBW/kg

Plot 17#: PCS 1900 _Mid_ Head Right Tilt**DUT: Phone; Type: NITRO 55E; Serial: CR22080013-SA-S1**

Communication System: Generic GSM; Frequency: 1880 MHz; Duty Cycle: 1:8

Medium parameters used: $f = 1880$ MHz; $\sigma = 1.408$ S/m; $\epsilon_r = 38.933$; $\rho = 1000$ kg/m³

Phantom section: Right Section

DASY5 Configuration:

- Probe: EX3DV4 - SN7522; ConvF(7.79, 7.79, 7.79) @ 1880 MHz; Calibrated: 2022/5/6
- Sensor-Surface: 1.4mm (Mechanical Surface Detection)
- Electronics: DAE4 Sn1354; Calibrated: 2021/9/1
- Phantom: SAM 1; Type: QD000P40CC; Serial: TP:1412
- Measurement SW: DASY52, Version 52.10 (2); SEMCAD X Version 14.6.12 (7470)

Area Scan (71x101x1): Interpolated grid: dx=1.500 mm, dy=1.500 mm

Maximum value of SAR (interpolated) = 0.116 W/kg


Zoom Scan (5x5x7)/Cube 0: Measurement grid: dx=8mm, dy=8mm, dz=5mm

Reference Value = 7.793 V/m; Power Drift = -0.03 dB

Peak SAR (extrapolated) = 0.134 W/kg

SAR(1 g) = 0.078 W/kg; SAR(10 g) = 0.046 W/kg

Maximum value of SAR (measured) = 0.114 W/kg



0 dB = 0.114 W/kg = -9.43 dBW/kg

Plot 18#: PCS 1900 _Mid_ Body Worn Front**DUT: Phone; Type: NITRO 55E; Serial: CR22080013-SA-S1**

Communication System: Generic GSM; Frequency: 1880 MHz; Duty Cycle: 1:8

Medium parameters used: $f = 1880$ MHz; $\sigma = 1.408$ S/m; $\epsilon_r = 38.933$; $\rho = 1000$ kg/m³

Phantom section: Flat Section

DASY5 Configuration:

- Probe: EX3DV4 - SN7522; ConvF(7.79, 7.79, 7.79) @ 1880 MHz; Calibrated: 2022/5/6
- Sensor-Surface: 1.4mm (Mechanical Surface Detection)
- Electronics: DAE4 Sn1354; Calibrated: 2021/9/1
- Phantom: SAM 1; Type: QD000P40CC; Serial: TP:1412
- Measurement SW: DASY52, Version 52.10 (2); SEMCAD X Version 14.6.12 (7470)

Area Scan (71x121x1): Interpolated grid: dx=1.500 mm, dy=1.500 mm

Maximum value of SAR (interpolated) = 0.501 W/kg

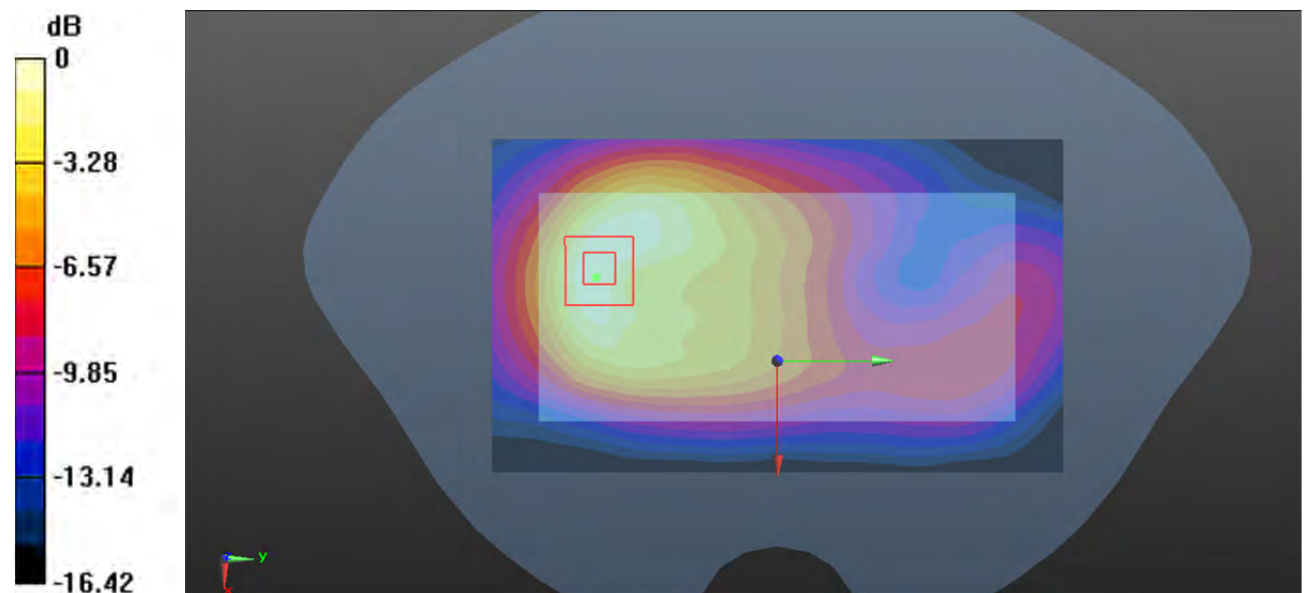
Zoom Scan (5x5x7)/Cube 0: Measurement grid: dx=8mm, dy=8mm, dz=5mm

Reference Value = 9.175 V/m; Power Drift = -0.01 dB

Peak SAR (extrapolated) = 0.607 W/kg

SAR(1 g) = 0.338 W/kg; SAR(10 g) = 0.188 W/kg

Maximum value of SAR (measured) = 0.509 W/kg



0 dB = 0.509 W/kg = -2.93 dBW/kg

Plot 19#: PCS 1900 Low_ Body Worn Back**DUT: Phone; Type: NITRO 55E; Serial: CR22080013-SA-S1**

Communication System: Generic GSM ; Frequency: 1850.2 MHz;Duty Cycle: 1:8

Medium parameters used: $f = 1850.2$ MHz; $\sigma = 1.385$ S/m; $\epsilon_r = 40.068$; $\rho = 1000$ kg/m³

Phantom section: Flat Section

DASY5 Configuration:

- Probe: EX3DV4 - SN7522; ConvF(7.79, 7.79, 7.79) @ 1850.2 MHz; Calibrated: 2022/5/6
- Sensor-Surface: 1.4mm (Mechanical Surface Detection)
- Electronics: DAE4 Sn1354; Calibrated: 2021/9/1
- Phantom: SAM 1; Type: QD000P40CC; Serial: TP:1412
- Measurement SW: DASY52, Version 52.10 (2); SEMCAD X Version 14.6.12 (7470)

Area Scan (71x121x1): Interpolated grid: dx=1.500 mm, dy=1.500 mm

Maximum value of SAR (interpolated) = 0.675 W/kg

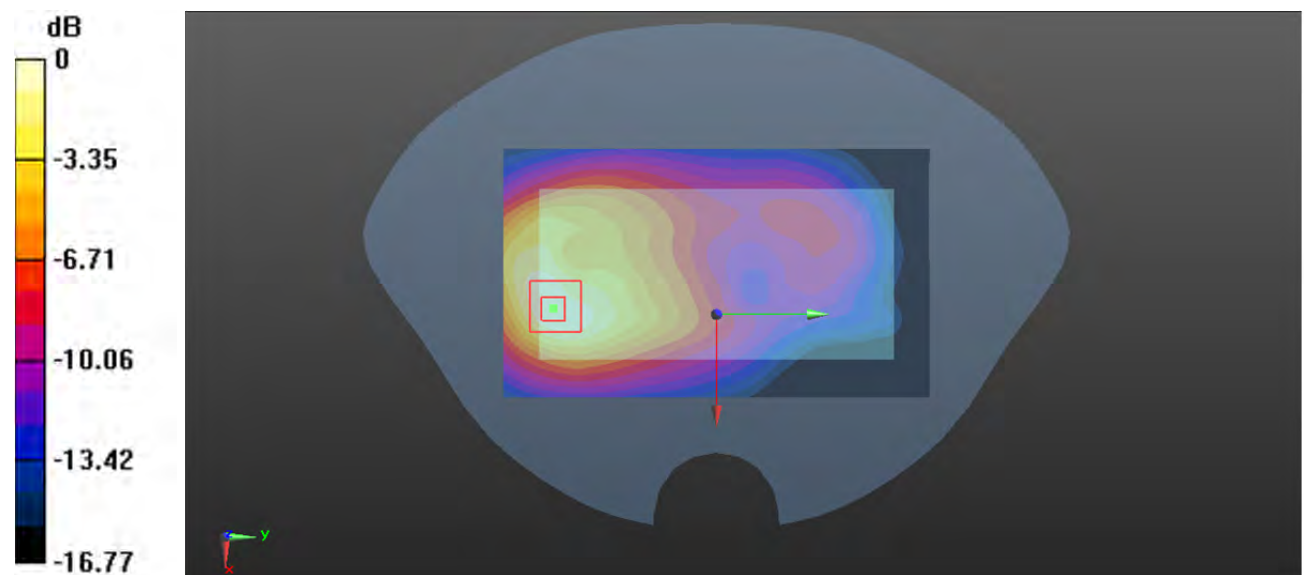
Zoom Scan (5x5x7)/Cube 0: Measurement grid: dx=8mm, dy=8mm, dz=5mm

Reference Value = 6.797 V/m; Power Drift = -0.11 dB

Peak SAR (extrapolated) = 0.776 W/kg

SAR(1 g) = 0.449 W/kg; SAR(10 g) = 0.258 W/kg

Maximum value of SAR (measured) = 0.659 W/kg



0 dB = 0.659 W/kg = -1.81 dBW/kg

Plot 20#: PCS 1900 _Mid_ Body Worn Back**DUT: Phone; Type: NITRO 55E; Serial: CR22080013-SA-S1**

Communication System: Generic GSM; Frequency: 1880 MHz; Duty Cycle: 1:8

Medium parameters used: $f = 1880$ MHz; $\sigma = 1.408$ S/m; $\epsilon_r = 38.933$; $\rho = 1000$ kg/m³

Phantom section: Flat Section

DASY5 Configuration:

- Probe: EX3DV4 - SN7522; ConvF(7.79, 7.79, 7.79) @ 1880 MHz; Calibrated: 2022/5/6
- Sensor-Surface: 1.4mm (Mechanical Surface Detection)
- Electronics: DAE4 Sn1354; Calibrated: 2021/9/1
- Phantom: SAM 1; Type: QD000P40CC; Serial: TP:1412
- Measurement SW: DASY52, Version 52.10 (2); SEMCAD X Version 14.6.12 (7470)

Area Scan (71x121x1): Interpolated grid: dx=1.500 mm, dy=1.500 mm

Maximum value of SAR (interpolated) = 0.754 W/kg

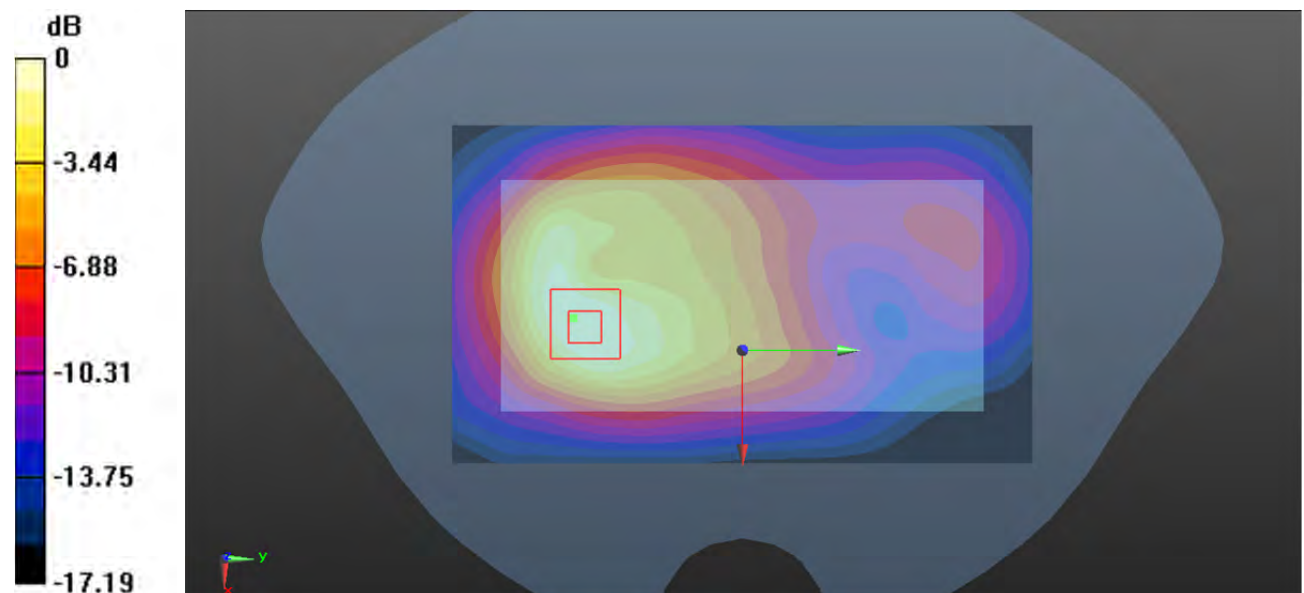
Zoom Scan (5x5x7)/Cube 0: Measurement grid: dx=8mm, dy=8mm, dz=5mm

Reference Value = 10.85 V/m; Power Drift = 0.01 dB

Peak SAR (extrapolated) = 0.916 W/kg

SAR(1 g) = 0.512 W/kg; SAR(10 g) = 0.287 W/kg

Maximum value of SAR (measured) = 0.758 W/kg



0 dB = 0.758 W/kg = -1.20 dBW/kg

Plot 21#: PCS 1900 High_ Body Worn Back**DUT: Phone; Type: NITRO 55E; Serial: CR22080013-SA-S1**

Communication System: Generic GSM ; Frequency: 1909.8 MHz; Duty Cycle: 1:8

Medium parameters used: $f = 1909.8$ MHz; $\sigma = 1.432$ S/m; $\epsilon_r = 39.803$; $\rho = 1000$ kg/m³

Phantom section: Flat Section

DASY5 Configuration:

- Probe: EX3DV4 - SN7522; ConvF(7.79, 7.79, 7.79) @ 1909.8 MHz; Calibrated: 2022/5/6
- Sensor-Surface: 1.4mm (Mechanical Surface Detection)
- Electronics: DAE4 Sn1354; Calibrated: 2021/9/1
- Phantom: SAM 1; Type: QD000P40CC; Serial: TP:1412
- Measurement SW: DASY52, Version 52.10 (2); SEMCAD X Version 14.6.12 (7470)

Area Scan (71x121x1): Interpolated grid: dx=1.500 mm, dy=1.500 mm

Maximum value of SAR (interpolated) = 0.632 W/kg

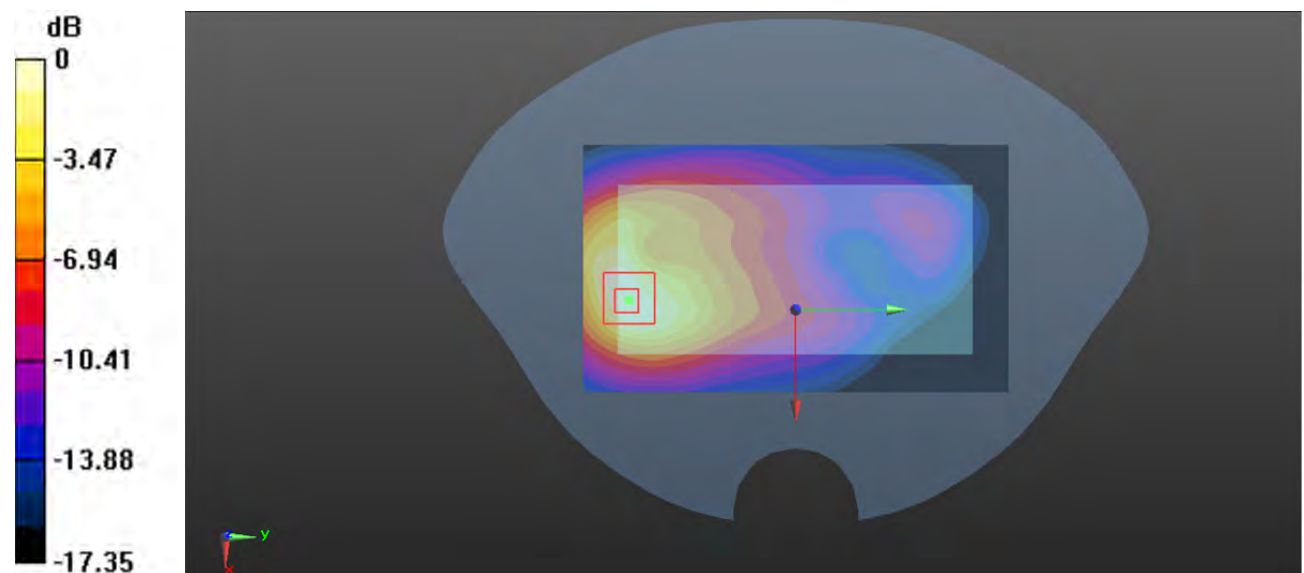
Zoom Scan (5x5x7)/Cube 0: Measurement grid: dx=8mm, dy=8mm, dz=5mm

Reference Value = 6.259 V/m; Power Drift = 0.06 dB

Peak SAR (extrapolated) = 0.750 W/kg

SAR(1 g) = 0.422 W/kg; SAR(10 g) = 0.238 W/kg

Maximum value of SAR (measured) = 0.636 W/kg



0 dB = 0.636 W/kg = -1.97 dBW/kg

Plot 22#: PCS 1900 _Mid_ Body Front**DUT: Phone; Type: NITRO 55E; Serial: CR22080013-SA-S1**

Communication System: Generic GPRS-4 slots; Frequency: 1880 MHz; Duty Cycle: 1:2

Medium parameters used: $f = 1880$ MHz; $\sigma = 1.408$ S/m; $\epsilon_r = 38.933$; $\rho = 1000$ kg/m³

Phantom section: Flat Section

DASY5 Configuration:

- Probe: EX3DV4 - SN7522; ConvF(7.79, 7.79, 7.79) @ 1880 MHz; Calibrated: 2022/5/6
- Sensor-Surface: 1.4mm (Mechanical Surface Detection)
- Electronics: DAE4 Sn1354; Calibrated: 2021/9/1
- Phantom: SAM 1; Type: QD000P40CC; Serial: TP:1412
- Measurement SW: DASY52, Version 52.10 (2); SEMCAD X Version 14.6.12 (7470)

Area Scan (71x121x1): Interpolated grid: dx=1.500 mm, dy=1.500 mm

Maximum value of SAR (interpolated) = 0.387 W/kg

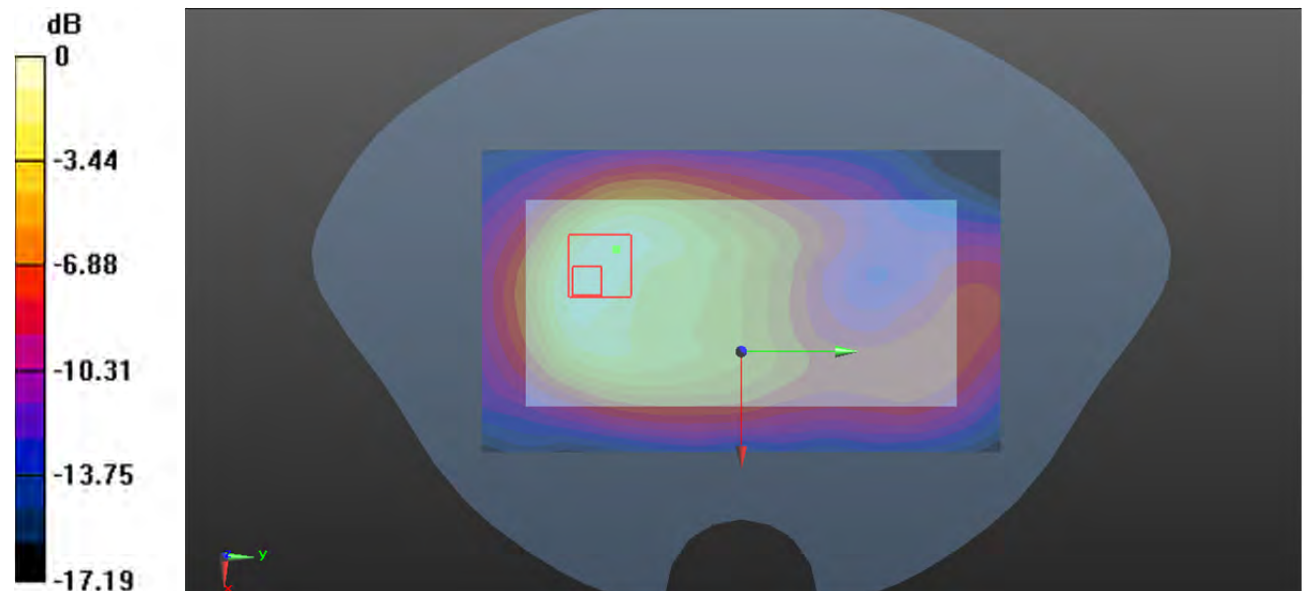
Zoom Scan (5x5x7)/Cube 0: Measurement grid: dx=8mm, dy=8mm, dz=5mm

Reference Value = 8.902 V/m; Power Drift = -0.05 dB

Peak SAR (extrapolated) = 0.483 W/kg

SAR(1 g) = 0.271 W/kg; SAR(10 g) = 0.150 W/kg

Maximum value of SAR (measured) = 0.405 W/kg



0 dB = 0.405 W/kg = -3.93 dBW/kg

Plot 23#: PCS 1900 _Mid_ Body Back**DUT: Phone; Type: NITRO 55E; Serial: CR22080013-SA-S1**

Communication System: Generic GPRS-4 slots; Frequency: 1880 MHz; Duty Cycle: 1:2

Medium parameters used: $f = 1880$ MHz; $\sigma = 1.408$ S/m; $\epsilon_r = 38.933$; $\rho = 1000$ kg/m³

Phantom section: Flat Section

DASY5 Configuration:

- Probe: EX3DV4 - SN7522; ConvF(7.79, 7.79, 7.79) @ 1880 MHz; Calibrated: 2022/5/6
- Sensor-Surface: 1.4mm (Mechanical Surface Detection)
- Electronics: DAE4 Sn1354; Calibrated: 2021/9/1
- Phantom: SAM 1; Type: QD000P40CC; Serial: TP:1412
- Measurement SW: DASY52, Version 52.10 (2); SEMCAD X Version 14.6.12 (7470)

Area Scan (71x121x1): Interpolated grid: dx=1.500 mm, dy=1.500 mm

Maximum value of SAR (interpolated) = 0.701 W/kg

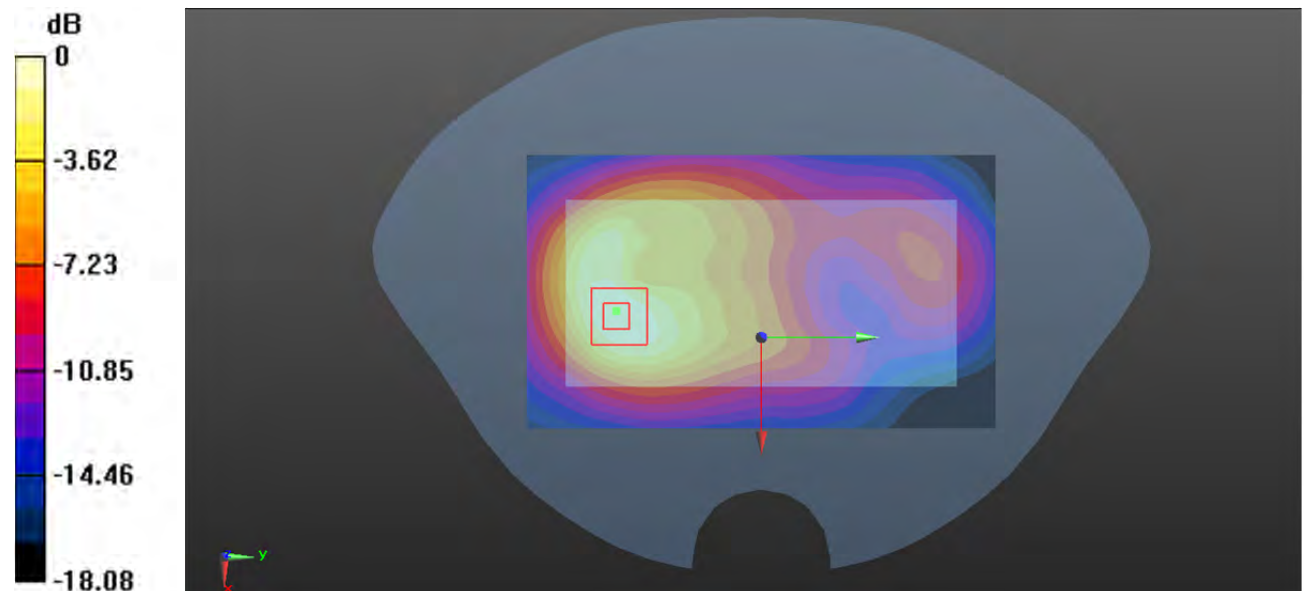
Zoom Scan (5x5x7)/Cube 0: Measurement grid: dx=8mm, dy=8mm, dz=5mm

Reference Value = 8.943 V/m; Power Drift = -0.01 dB

Peak SAR (extrapolated) = 0.805 W/kg

SAR(1 g) = 0.445 W/kg; SAR(10 g) = 0.248 W/kg

Maximum value of SAR (measured) = 0.666 W/kg



0 dB = 0.666 W/kg = -1.77 dBW/kg

Plot 24#: PCS 1900 _ Mid_ Body Left**DUT: Phone; Type: NITRO 55E; Serial: CR22080013-SA-S1**

Communication System: Generic GPRS-4 slots; Frequency: 1880 MHz; Duty Cycle: 1:2

Medium parameters used: $f = 1880$ MHz; $\sigma = 1.408$ S/m; $\epsilon_r = 38.933$; $\rho = 1000$ kg/m³

Phantom section: Flat Section

DASY5 Configuration:

- Probe: EX3DV4 - SN7522; ConvF(7.79, 7.79, 7.79) @ 1880 MHz; Calibrated: 2022/5/6
- Sensor-Surface: 1.4mm (Mechanical Surface Detection)
- Electronics: DAE4 Sn1354; Calibrated: 2021/9/1
- Phantom: SAM 1; Type: QD000P40CC; Serial: TP:1412
- Measurement SW: DASY52, Version 52.10 (2); SEMCAD X Version 14.6.12 (7470)

Area Scan (41x121x1): Interpolated grid: dx=1.500 mm, dy=1.500 mm

Maximum value of SAR (interpolated) = 0.166 W/kg

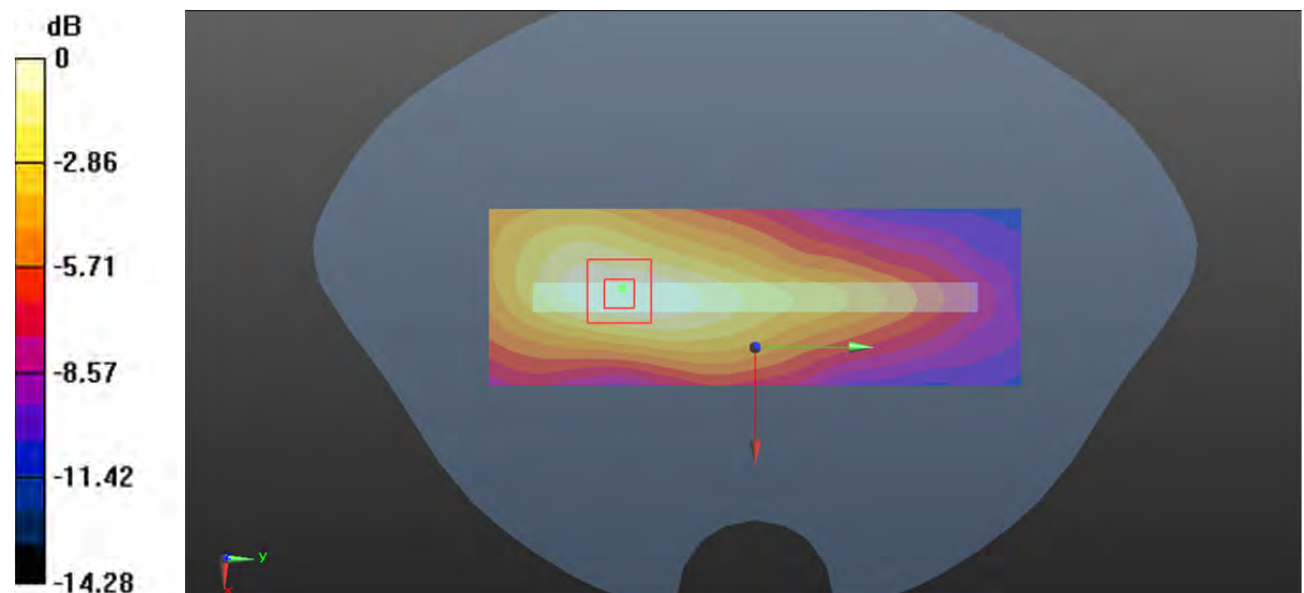
Zoom Scan (5x5x7)/Cube 0: Measurement grid: dx=8mm, dy=8mm, dz=5mm

Reference Value = 7.241 V/m; Power Drift = -0.15 dB

Peak SAR (extrapolated) = 0.192 W/kg

SAR(1 g) = 0.111 W/kg; SAR(10 g) = 0.065 W/kg

Maximum value of SAR (measured) = 0.161 W/kg



0 dB = 0.161 W/kg = -7.93 dBW/kg

Plot 25#: PCS 1900 _Mid_ Body Right**DUT: Phone; Type: NITRO 55E; Serial: CR22080013-SA-S1**

Communication System: Generic GPRS-4 slots; Frequency: 1880 MHz; Duty Cycle: 1:2

Medium parameters used: $f = 1880$ MHz; $\sigma = 1.408$ S/m; $\epsilon_r = 38.933$; $\rho = 1000$ kg/m³

Phantom section: Flat Section

DASY5 Configuration:

- Probe: EX3DV4 - SN7522; ConvF(7.79, 7.79, 7.79) @ 1880 MHz; Calibrated: 2022/5/6
- Sensor-Surface: 1.4mm (Mechanical Surface Detection)
- Electronics: DAE4 Sn1354; Calibrated: 2021/9/1
- Phantom: SAM 1; Type: QD000P40CC; Serial: TP:1412
- Measurement SW: DASY52, Version 52.10 (2); SEMCAD X Version 14.6.12 (7470)

Area Scan (41x121x1): Interpolated grid: dx=1.500 mm, dy=1.500 mm

Maximum value of SAR (interpolated) = 0.131 W/kg

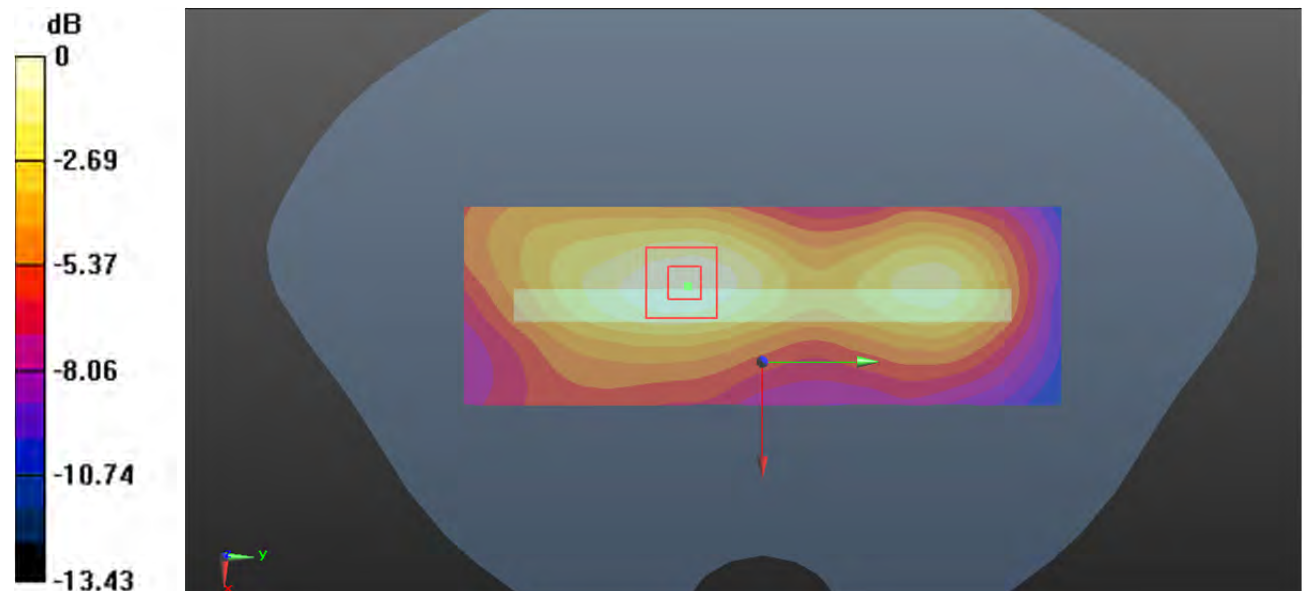
Zoom Scan (5x5x7)/Cube 0: Measurement grid: dx=8mm, dy=8mm, dz=5mm

Reference Value = 6.539 V/m; Power Drift = -0.01 dB

Peak SAR (extrapolated) = 0.156 W/kg

SAR(1 g) = 0.090 W/kg; SAR(10 g) = 0.053 W/kg

Maximum value of SAR (measured) = 0.132 W/kg



0 dB = 0.132 W/kg = -8.79 dBW/kg

Plot 26#: PCS 1900_Mid_Body Bottom**DUT: Phone; Type: NITRO 55E; Serial: CR22080013-SA-S1**

Communication System: Generic GPRS-4 slots; Frequency: 1880 MHz; Duty Cycle: 1:24

Medium parameters used: $f = 1880$ MHz; $\sigma = 1.408$ S/m; $\epsilon_r = 38.933$; $\rho = 1000$ kg/m³

Phantom section: Flat Section

DASY5 Configuration:

- Probe: EX3DV4 - SN7522; ConvF(7.79, 7.79, 7.79) @ 1880 MHz; Calibrated: 2022/5/6
- Sensor-Surface: 1.4mm (Mechanical Surface Detection)
- Electronics: DAE4 Sn1354; Calibrated: 2021/9/1
- Phantom: SAM 1; Type: QD000P40CC; Serial: TP:1412
- Measurement SW: DASY52, Version 52.10 (2); SEMCAD X Version 14.6.12 (7470)

Area Scan (41x71x1): Interpolated grid: dx=1.500 mm, dy=1.500 mm

Maximum value of SAR (interpolated) = 0.732 W/kg

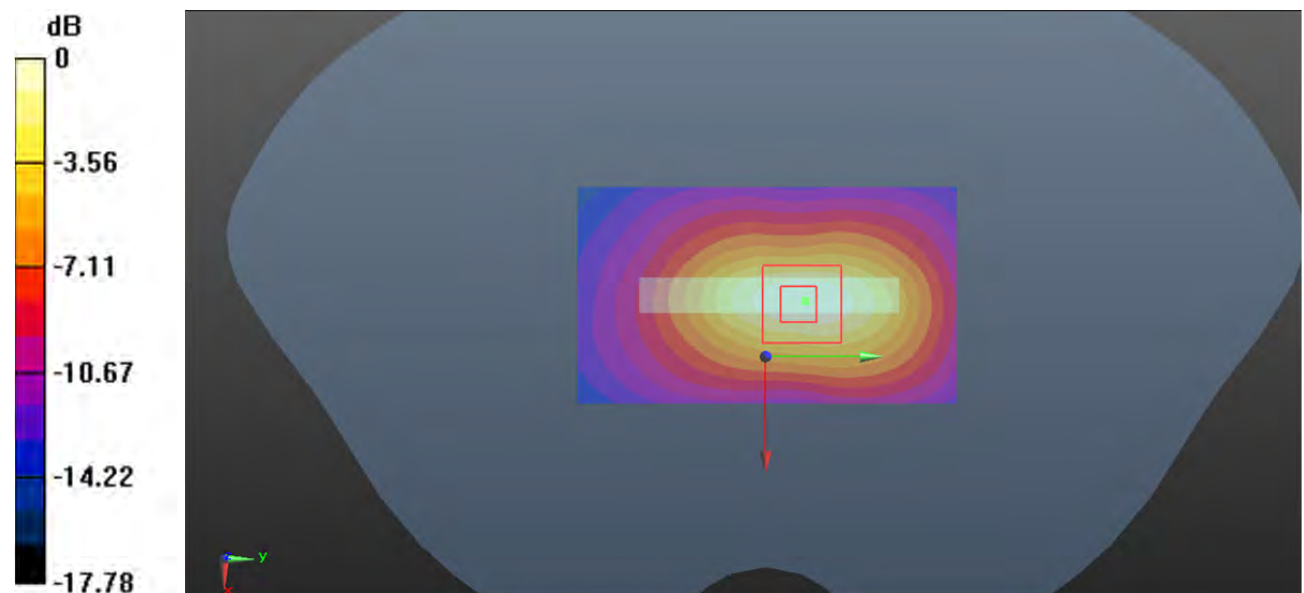
Zoom Scan (5x5x7)/Cube 0: Measurement grid: dx=8mm, dy=8mm, dz=5mm

Reference Value = 18.30 V/m; Power Drift = -0.07 dB

Peak SAR (extrapolated) = 0.880 W/kg

SAR(1 g) = 0.479 W/kg; SAR(10 g) = 0.253 W/kg

Maximum value of SAR (measured) = 0.737 W/kg



0 dB = 0.737 W/kg = -1.33 dBW/kg

Plot 27#: WCDMA Band 2 Mid_ Head Left Cheek**DUT: Phone; Type: NITRO 55E; Serial: CR22080013-SA-S1**

Communication System: Generic WCDMA; Frequency: 1880 MHz; Duty Cycle: 1:1

Medium parameters used: $f = 1880$ MHz; $\sigma = 1.408$ S/m; $\epsilon_r = 38.933$; $\rho = 1000$ kg/m³

Phantom section: Left Section

DASY5 Configuration:

- Probe: EX3DV4 - SN7522; ConvF(7.79, 7.79, 7.79) @ 1880 MHz; Calibrated: 2022/5/6
- Sensor-Surface: 1.4mm (Mechanical Surface Detection)
- Electronics: DAE4 Sn1354; Calibrated: 2021/9/1
- Phantom: SAM 1; Type: QD000P40CC; Serial: TP:1412
- Measurement SW: DASY52, Version 52.10 (2); SEMCAD X Version 14.6.12 (7470)

Area Scan (61x111x1): Interpolated grid: dx=1.500 mm, dy=1.500 mm

Maximum value of SAR (interpolated) = 0.271 W/kg


Zoom Scan (5x5x7)/Cube 0: Measurement grid: dx=8mm, dy=8mm, dz=5mm

Reference Value = 5.892 V/m; Power Drift = 0.05 dB

Peak SAR (extrapolated) = 0.306 W/kg

SAR(1 g) = 0.198 W/kg; SAR(10 g) = 0.125 W/kg

Maximum value of SAR (measured) = 0.261 W/kg



0 dB = 0.261 W/kg = -5.83 dBW/kg

Plot 28#: WCDMA Band 2 Mid_ Head Left Tilt**DUT: Phone; Type: NITRO 55E; Serial: CR22080013-SA-S1**

Communication System: Generic WCDMA; Frequency: 1880 MHz; Duty Cycle: 1:1

Medium parameters used: $f = 1880$ MHz; $\sigma = 1.408$ S/m; $\epsilon_r = 38.933$; $\rho = 1000$ kg/m³

Phantom section: Left Section

DASY5 Configuration:

- Probe: EX3DV4 - SN7522; ConvF(7.79, 7.79, 7.79) @ 1880 MHz; Calibrated: 2022/5/6
- Sensor-Surface: 1.4mm (Mechanical Surface Detection)
- Electronics: DAE4 Sn1354; Calibrated: 2021/9/1
- Phantom: SAM 1; Type: QD000P40CC; Serial: TP:1412
- Measurement SW: DASY52, Version 52.10 (2); SEMCAD X Version 14.6.12 (7470)

Area Scan (61x111x1): Interpolated grid: dx=1.500 mm, dy=1.500 mm

Maximum value of SAR (interpolated) = 0.155 W/kg

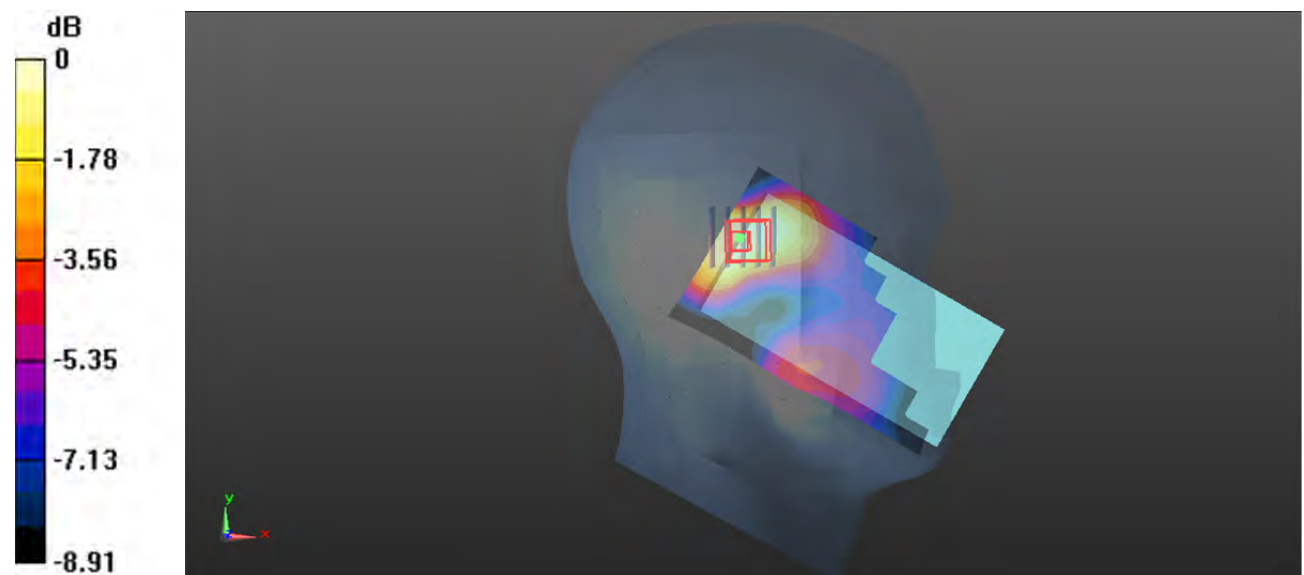
Zoom Scan (5x5x7)/Cube 0: Measurement grid: dx=8mm, dy=8mm, dz=5mm

Reference Value = 8.909 V/m; Power Drift = 0.17 dB

Peak SAR (extrapolated) = 0.175 W/kg

SAR(1 g) = 0.107 W/kg; SAR(10 g) = 0.066 W/kg

Maximum value of SAR (measured) = 0.146 W/kg



0 dB = 0.146 W/kg = -8.36 dBW/kg

Plot 29#: WCDMA Band 2 Mid_ Head Right Cheek**DUT: Phone; Type: NITRO 55E; Serial: CR22080013-SA-S1**

Communication System: Generic WCDMA; Frequency: 1880 MHz; Duty Cycle: 1:1

Medium parameters used: $f = 1880$ MHz; $\sigma = 1.408$ S/m; $\epsilon_r = 38.933$; $\rho = 1000$ kg/m³

Phantom section: Right Section

DASY5 Configuration:

- Probe: EX3DV4 - SN7522; ConvF(7.79, 7.79, 7.79) @ 1880 MHz; Calibrated: 2022/5/6
- Sensor-Surface: 1.4mm (Mechanical Surface Detection)
- Electronics: DAE4 Sn1354; Calibrated: 2021/9/1
- Phantom: SAM 1; Type: QD000P40CC; Serial: TP:1412
- Measurement SW: DASY52, Version 52.10 (2); SEMCAD X Version 14.6.12 (7470)

Area Scan (61x111x1): Interpolated grid: dx=1.500 mm, dy=1.500 mm

Maximum value of SAR (interpolated) = 0.283 W/kg


Zoom Scan (5x5x7)/Cube 0: Measurement grid: dx=8mm, dy=8mm, dz=5mm

Reference Value = 4.715 V/m; Power Drift = 0.13 dB

Peak SAR (extrapolated) = 0.316 W/kg

SAR(1 g) = 0.193 W/kg; SAR(10 g) = 0.120 W/kg

Maximum value of SAR (measured) = 0.271 W/kg



0 dB = 0.271 W/kg = -5.67 dBW/kg

Plot 30#: WCDMA Band 2 Mid_ Head Right Tilt**DUT: Phone; Type: NITRO 55E; Serial: CR22080013-SA-S1**

Communication System: Generic WCDMA; Frequency: 1880 MHz; Duty Cycle: 1:1

Medium parameters used: $f = 1880$ MHz; $\sigma = 1.408$ S/m; $\epsilon_r = 38.933$; $\rho = 1000$ kg/m³

Phantom section: Right Section

DASY5 Configuration:

- Probe: EX3DV4 - SN7522; ConvF(7.79, 7.79, 7.79) @ 1880 MHz; Calibrated: 2022/5/6
- Sensor-Surface: 1.4mm (Mechanical Surface Detection)
- Electronics: DAE4 Sn1354; Calibrated: 2021/9/1
- Phantom: SAM 1; Type: QD000P40CC; Serial: TP:1412
- Measurement SW: DASY52, Version 52.10 (2); SEMCAD X Version 14.6.12 (7470)

Area Scan (61x111x1): Interpolated grid: dx=1.500 mm, dy=1.500 mm

Maximum value of SAR (interpolated) = 0.157 W/kg


Zoom Scan (5x5x7)/Cube 0: Measurement grid: dx=8mm, dy=8mm, dz=5mm

Reference Value = 8.479 V/m; Power Drift = 0.20 dB

Peak SAR (extrapolated) = 0.187 W/kg

SAR(1 g) = 0.108 W/kg; SAR(10 g) = 0.063 W/kg

Maximum value of SAR (measured) = 0.158 W/kg



0 dB = 0.158 W/kg = -8.01 dBW/kg

Plot 31#: WCDMA Band 2 Mid_Body Front**DUT: Phone; Type: NITRO 55E; Serial: CR22080013-SA-S1**

Communication System: Generic WCDMA; Frequency: 1880 MHz; Duty Cycle: 1:1

Medium parameters used: $f = 1880$ MHz; $\sigma = 1.408$ S/m; $\epsilon_r = 38.933$; $\rho = 1000$ kg/m³

Phantom section: Flat Section

DASY5 Configuration:

- Probe: EX3DV4 - SN7522; ConvF(7.79, 7.79, 7.79) @ 1880 MHz; Calibrated: 2022/5/6
- Sensor-Surface: 1.4mm (Mechanical Surface Detection)
- Electronics: DAE4 Sn1354; Calibrated: 2021/9/1
- Phantom: SAM 1; Type: QD000P40CC; Serial: TP:1412
- Measurement SW: DASY52, Version 52.10 (2); SEMCAD X Version 14.6.12 (7470)

Area Scan (71x121x1): Interpolated grid: dx=1.500 mm, dy=1.500 mm

Maximum value of SAR (interpolated) = 0.880 W/kg

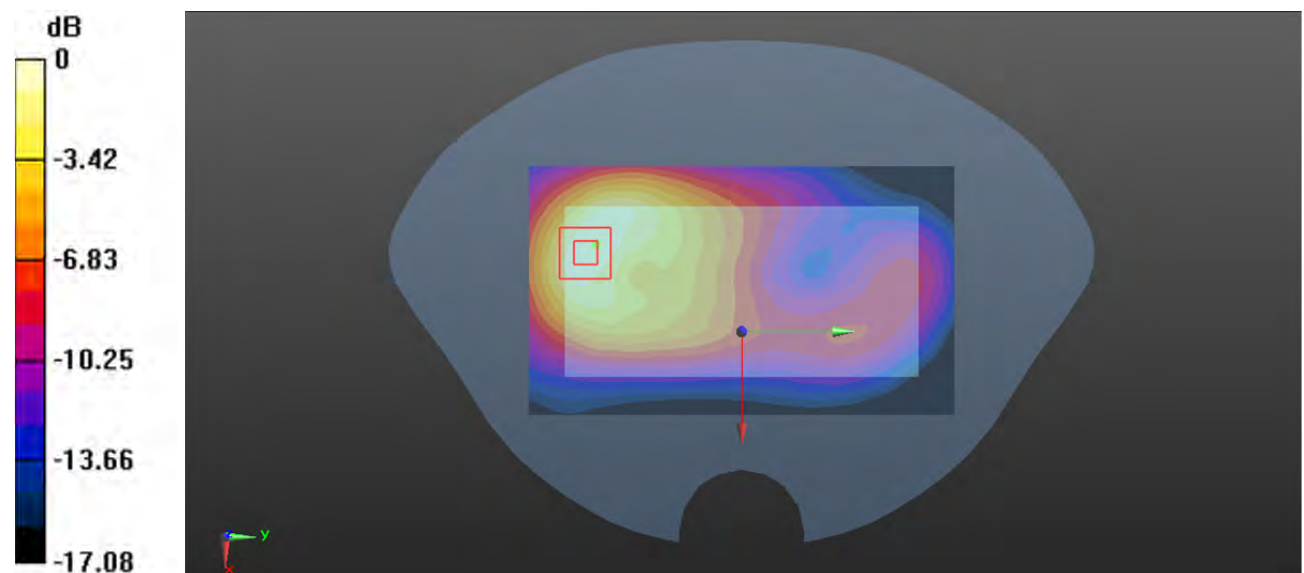
Zoom Scan (5x5x7)/Cube 0: Measurement grid: dx=8mm, dy=8mm, dz=5mm

Reference Value = 9.607 V/m; Power Drift = -0.03 dB

Peak SAR (extrapolated) = 1.13 W/kg

SAR(1 g) = 0.619 W/kg; SAR(10 g) = 0.341 W/kg

Maximum value of SAR (measured) = 0.896 W/kg



0 dB = 0.896 W/kg = -0.48 dBW/kg

Plot 32#: WCDMA Band 2 Low_ Body Back**DUT: Phone; Type: NITRO 55E; Serial: CR22080013-SA-S1**

Communication System: Generic WCDMA; Frequency: 1852.4 MHz; Duty Cycle: 1:1

Medium parameters used: $f = 1852.4$ MHz; $\sigma = 1.393$ S/m; $\epsilon_r = 39.971$; $\rho = 1000$ kg/m³

Phantom section: Flat Section

DASY5 Configuration:

- Probe: EX3DV4 - SN7522; ConvF(7.79, 7.79, 7.79) @ 1852.4 MHz; Calibrated: 2022/5/6
- Sensor-Surface: 1.4mm (Mechanical Surface Detection)
- Electronics: DAE4 Sn1354; Calibrated: 2021/9/1
- Phantom: SAM 1; Type: QD000P40CC; Serial: TP:1412
- Measurement SW: DASY52, Version 52.10 (2); SEMCAD X Version 14.6.12 (7470)

Area Scan (71x121x1): Interpolated grid: dx=1.500 mm, dy=1.500 mm

Maximum value of SAR (interpolated) = 1.29 W/kg

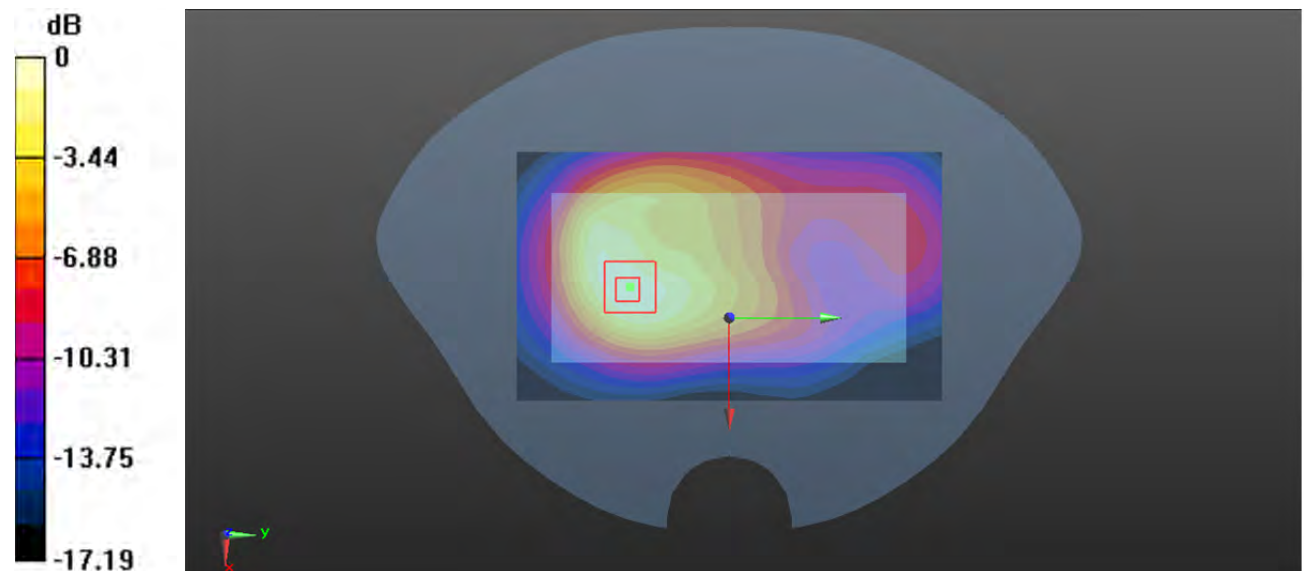
Zoom Scan (5x5x7)/Cube 0: Measurement grid: dx=8mm, dy=8mm, dz=5mm

Reference Value = 15.75 V/m; Power Drift = -0.03 dB

Peak SAR (extrapolated) = 1.46 W/kg

SAR(1 g) = 0.825 W/kg; SAR(10 g) = 0.468 W/kg

Maximum value of SAR (measured) = 1.22 W/kg



0 dB = 1.22 W/kg = 0.86 dBW/kg

Plot 33#: WCDMA Band 2 Mid_Body Back**DUT: Phone; Type: NITRO 55E; Serial: CR22080013-SA-S1**

Communication System: Generic WCDMA; Frequency: 1880 MHz; Duty Cycle: 1:1

Medium parameters used: $f = 1880$ MHz; $\sigma = 1.408$ S/m; $\epsilon_r = 38.933$; $\rho = 1000$ kg/m³

Phantom section: Flat Section

DASY5 Configuration:

- Probe: EX3DV4 - SN7522; ConvF(7.79, 7.79, 7.79) @ 1880 MHz; Calibrated: 2022/5/6
- Sensor-Surface: 1.4mm (Mechanical Surface Detection)
- Electronics: DAE4 Sn1354; Calibrated: 2021/9/1
- Phantom: SAM 1; Type: QD000P40CC; Serial: TP:1412
- Measurement SW: DASY52, Version 52.10 (2); SEMCAD X Version 14.6.12 (7470)

Area Scan (71x121x1): Interpolated grid: dx=1.500 mm, dy=1.500 mm

Maximum value of SAR (interpolated) = 1.28 W/kg

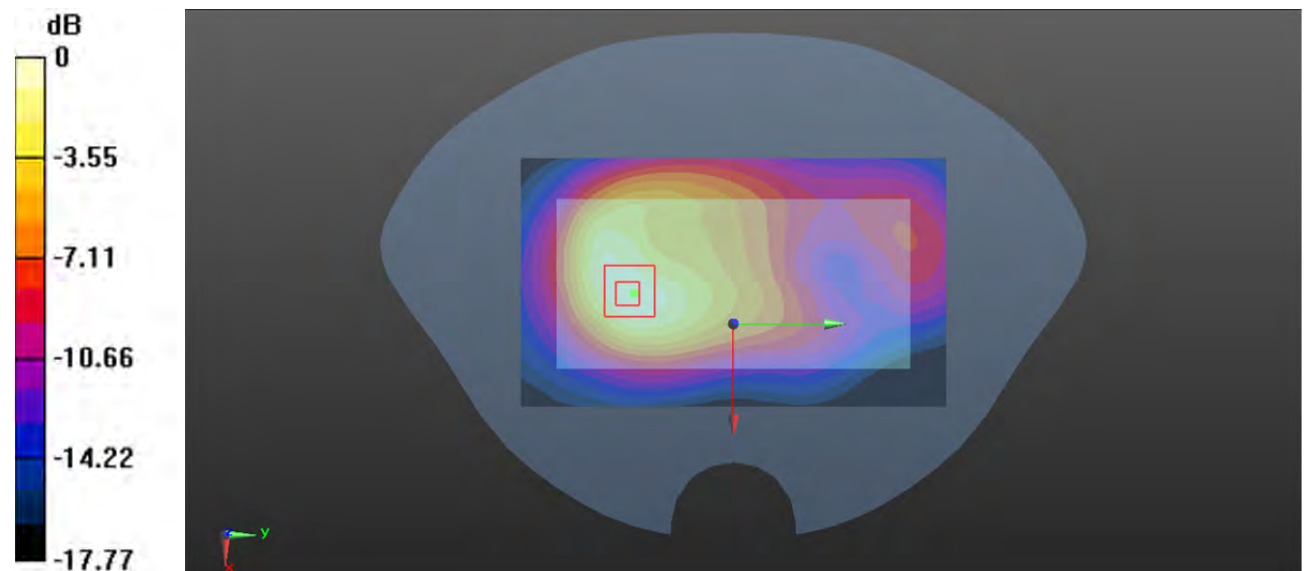
Zoom Scan (5x5x7)/Cube 0: Measurement grid: dx=8mm, dy=8mm, dz=5mm

Reference Value = 14.79 V/m; Power Drift = -0.01 dB

Peak SAR (extrapolated) = 1.48 W/kg

SAR(1 g) = 0.826 W/kg; SAR(10 g) = 0.463 W/kg

Maximum value of SAR (measured) = 1.21 W/kg



0 dB = 1.21 W/kg = 0.83 dBW/kg

Plot 34#: WCDMA Band 2 High_ Body Back**DUT: Phone; Type: NITRO 55E; Serial: CR22080013-SA-S1**

Communication System: Generic WCDMA; Frequency: 1907.6 MHz; Duty Cycle: 1:1

Medium parameters used: $f = 1907.6$ MHz; $\sigma = 1.425$ S/m; $\epsilon_r = 39.849$; $\rho = 1000$ kg/m³

Phantom section: Flat Section

DASY5 Configuration:

- Probe: EX3DV4 - SN7522; ConvF(7.79, 7.79, 7.79) @ 1907.6 MHz; Calibrated: 2022/5/6
- Sensor-Surface: 1.4mm (Mechanical Surface Detection)
- Electronics: DAE4 Sn1354; Calibrated: 2021/9/1
- Phantom: SAM 1; Type: QD000P40CC; Serial: TP:1412
- Measurement SW: DASY52, Version 52.10 (2); SEMCAD X Version 14.6.12 (7470)

Area Scan (71x121x1): Interpolated grid: dx=1.500 mm, dy=1.500 mm

Maximum value of SAR (interpolated) = 1.25 W/kg

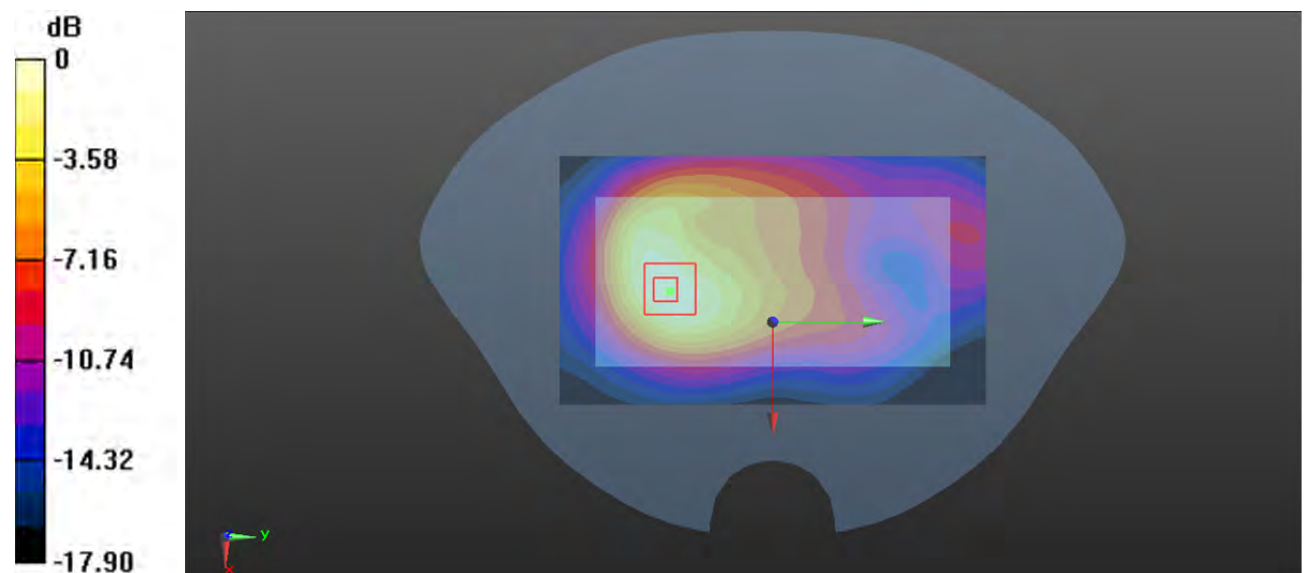
Zoom Scan (5x5x7)/Cube 0: Measurement grid: dx=8mm, dy=8mm, dz=5mm

Reference Value = 13.18 V/m; Power Drift = -0.03 dB

Peak SAR (extrapolated) = 1.42 W/kg

SAR(1 g) = 0.790 W/kg; SAR(10 g) = 0.443 W/kg

Maximum value of SAR (measured) = 1.18 W/kg



0 dB = 1.18 W/kg = 0.72 dBW/kg

Plot 35#: WCDMA Band 2 Mid_Body Left**DUT: Phone; Type: NITRO 55E; Serial: CR22080013-SA-S1**

Communication System: Generic WCDMA; Frequency: 1880 MHz; Duty Cycle: 1:1

Medium parameters used: $f = 1880$ MHz; $\sigma = 1.408$ S/m; $\epsilon_r = 38.933$; $\rho = 1000$ kg/m³

Phantom section: Flat Section

DASY5 Configuration:

- Probe: EX3DV4 - SN7522; ConvF(7.79, 7.79, 7.79) @ 1880 MHz; Calibrated: 2022/5/6
- Sensor-Surface: 1.4mm (Mechanical Surface Detection)
- Electronics: DAE4 Sn1354; Calibrated: 2021/9/1
- Phantom: SAM 1; Type: QD000P40CC; Serial: TP:1412
- Measurement SW: DASY52, Version 52.10 (2); SEMCAD X Version 14.6.12 (7470)

Area Scan (51x121x1): Interpolated grid: dx=1.500 mm, dy=1.500 mm

Maximum value of SAR (interpolated) = 0.718 W/kg

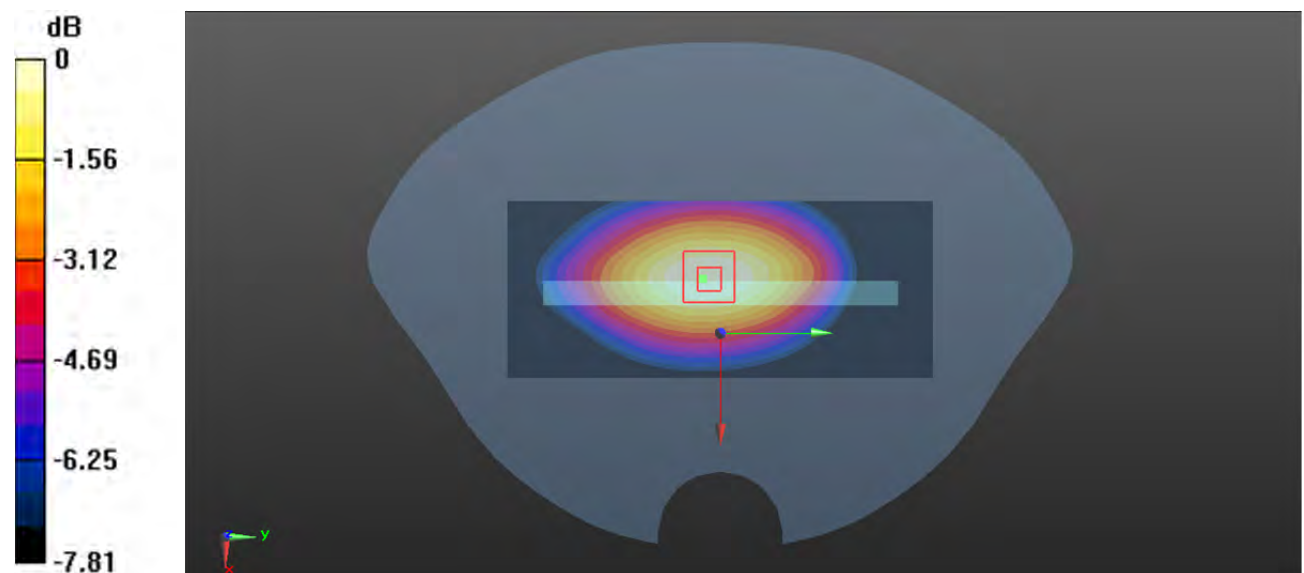
Zoom Scan (5x5x7)/Cube 0: Measurement grid: dx=8mm, dy=8mm, dz=5mm

Reference Value = 20.10 V/m; Power Drift = 0.00 dB

Peak SAR (extrapolated) = 0.790 W/kg

SAR(1 g) = 0.572 W/kg; SAR(10 g) = 0.422 W/kg

Maximum value of SAR (measured) = 0.713 W/kg



0 dB = 0.713 W/kg = -1.47 dBW/kg

Plot 36#: WCDMA Band 2 Mid_Body Right**DUT: Phone; Type: NITRO 55E; Serial: CR22080013-SA-S1**

Communication System: Generic WCDMA; Frequency: 1880 MHz; Duty Cycle: 1:1

Medium parameters used: $f = 1880$ MHz; $\sigma = 1.408$ S/m; $\epsilon_r = 38.933$; $\rho = 1000$ kg/m³

Phantom section: Flat Section

DASY5 Configuration:

- Probe: EX3DV4 - SN7522; ConvF(7.79, 7.79, 7.79) @ 1880 MHz; Calibrated: 2022/5/6
- Sensor-Surface: 1.4mm (Mechanical Surface Detection)
- Electronics: DAE4 Sn1354; Calibrated: 2021/9/1
- Phantom: SAM 1; Type: QD000P40CC; Serial: TP:1412
- Measurement SW: DASY52, Version 52.10 (2); SEMCAD X Version 14.6.12 (7470)

Area Scan (51x121x1): Interpolated grid: dx=1.500 mm, dy=1.500 mm

Maximum value of SAR (interpolated) = 0.233 W/kg

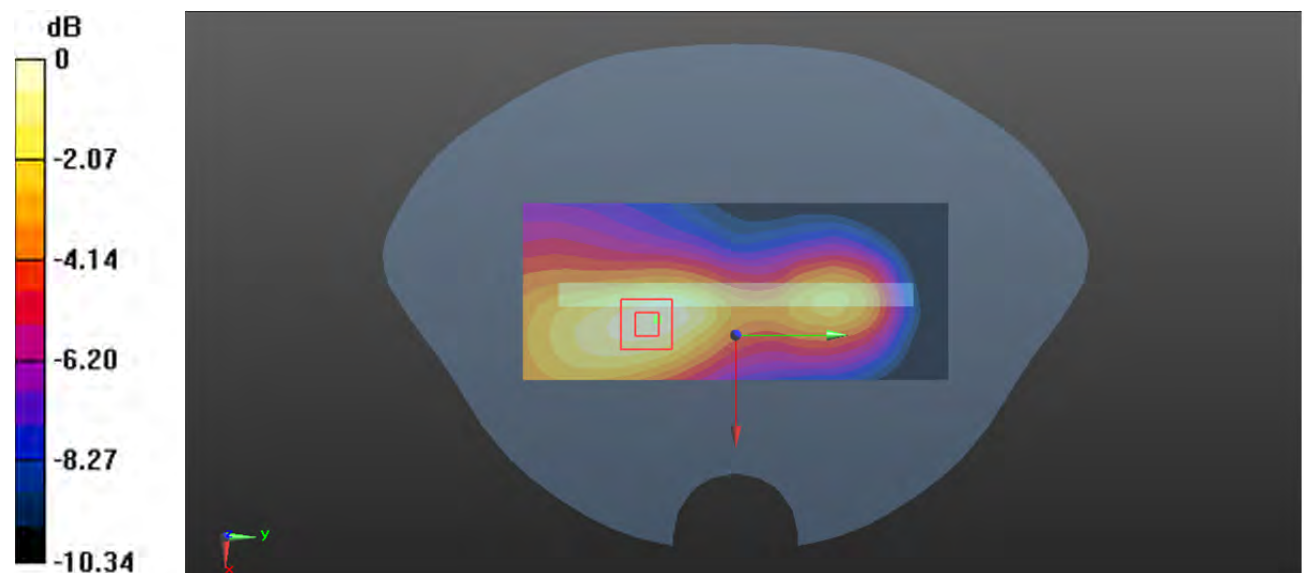
Zoom Scan (5x5x7)/Cube 0: Measurement grid: dx=8mm, dy=8mm, dz=5mm

Reference Value = 7.344 V/m; Power Drift = -0.08 dB

Peak SAR (extrapolated) = 0.278 W/kg

SAR(1 g) = 0.160 W/kg; SAR(10 g) = 0.094 W/kg

Maximum value of SAR (measured) = 0.232 W/kg



0 dB = 0.232 W/kg = -6.35 dBW/kg

Plot 37#: WCDMA Band 2 Low_ Body Bottom**DUT: Phone; Type: NITRO 55E; Serial: CR22080013-SA-S1**

Communication System: Generic WCDMA; Frequency: 1852.4 MHz; Duty Cycle: 1:1

Medium parameters used: $f = 1852.4$ MHz; $\sigma = 1.385$ S/m; $\epsilon_r = 40.068$; $\rho = 1000$ kg/m³

Phantom section: Flat Section

DASY5 Configuration:

- Probe: EX3DV4 - SN7522; ConvF(7.79, 7.79, 7.79) @ 1852.4 MHz; Calibrated: 2022/5/6
- Sensor-Surface: 1.4mm (Mechanical Surface Detection)
- Electronics: DAE4 Sn1354; Calibrated: 2021/9/1
- Phantom: SAM 1; Type: QD000P40CC; Serial: TP:1412
- Measurement SW: DASY52, Version 52.10 (2); SEMCAD X Version 14.6.12 (7470)

Area Scan (51x81x1): Interpolated grid: dx=1.500 mm, dy=1.500 mm

Maximum value of SAR (interpolated) = 1.36 W/kg

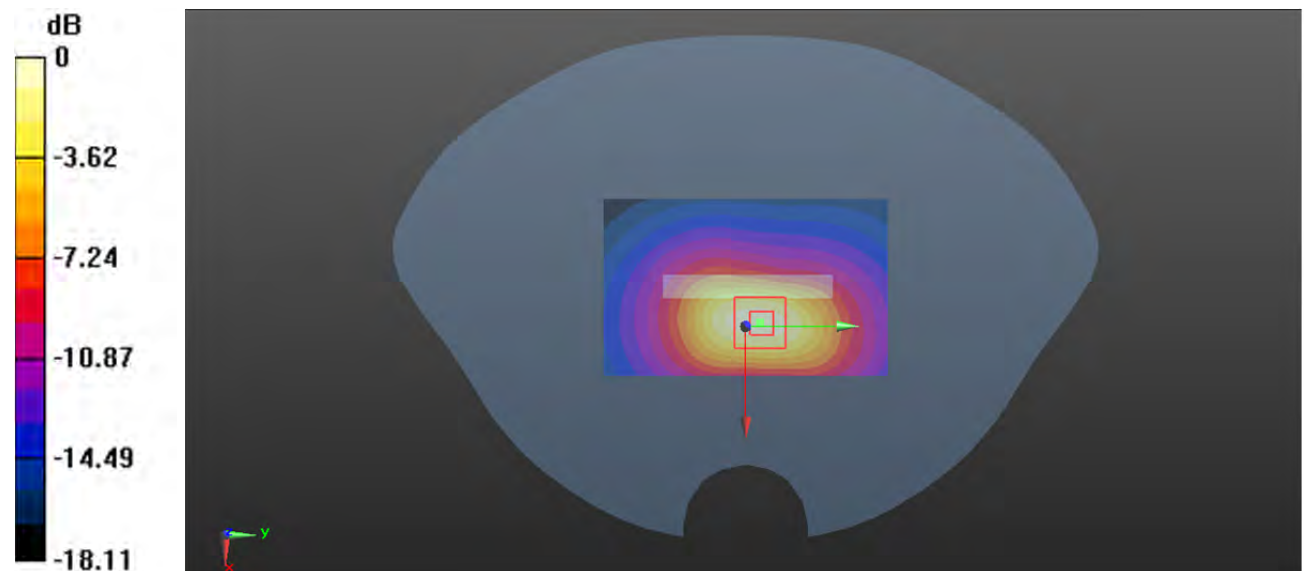
Zoom Scan (5x5x7)/Cube 0: Measurement grid: dx=8mm, dy=8mm, dz=5mm

Reference Value = 15.48 V/m; Power Drift = -0.14 dB

Peak SAR (extrapolated) = 1.71 W/kg

SAR(1 g) = 0.912 W/kg; SAR(10 g) = 0.477 W/kg

Maximum value of SAR (measured) = 1.42 W/kg



0 dB = 1.42 W/kg = 1.52 dBW/kg

Plot 38#: WCDMA Band 2 Mid_Body Bottom**DUT: Phone; Type: NITRO 55E; Serial: CR22080013-SA-S1**

Communication System: Generic WCDMA; Frequency: 1880 MHz; Duty Cycle: 1:1

Medium parameters used: $f = 1880$ MHz; $\sigma = 1.408$ S/m; $\epsilon_r = 38.933$; $\rho = 1000$ kg/m³

Phantom section: Flat Section

DASY5 Configuration:

- Probe: EX3DV4 - SN7522; ConvF(7.79, 7.79, 7.79) @ 1880 MHz; Calibrated: 2022/5/6
- Sensor-Surface: 1.4mm (Mechanical Surface Detection)
- Electronics: DAE4 Sn1354; Calibrated: 2021/9/1
- Phantom: SAM 1; Type: QD000P40CC; Serial: TP:1412
- Measurement SW: DASY52, Version 52.10 (2); SEMCAD X Version 14.6.12 (7470)

Area Scan (51x81x1): Interpolated grid: dx=1.500 mm, dy=1.500 mm

Maximum value of SAR (interpolated) = 1.42 W/kg

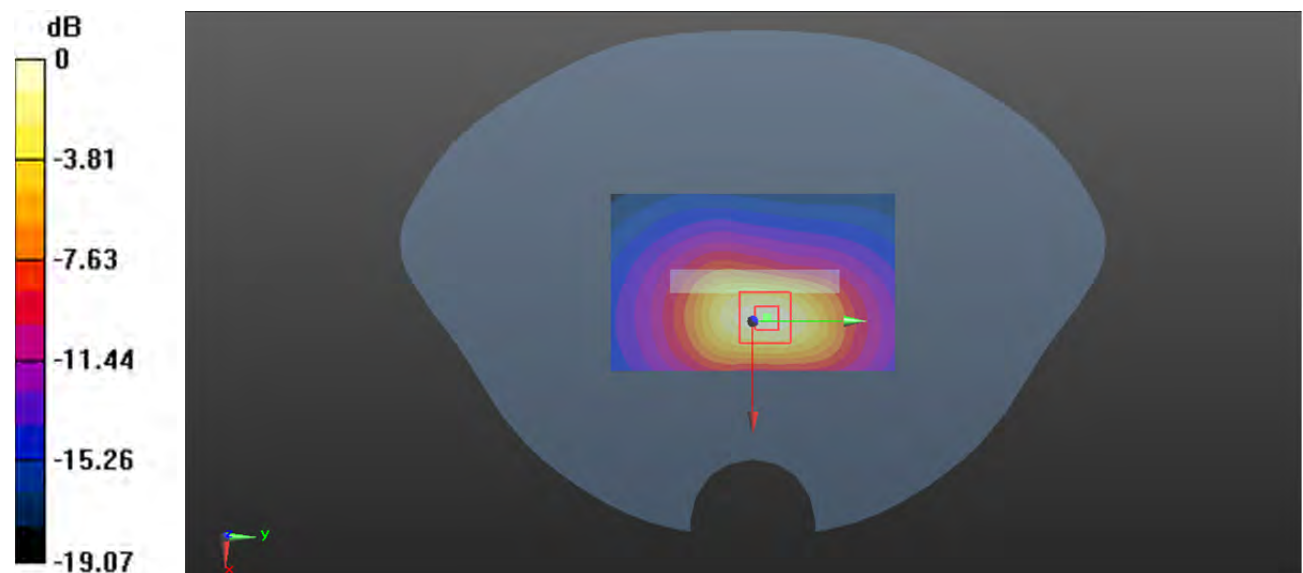
Zoom Scan (5x5x7)/Cube 0: Measurement grid: dx=8mm, dy=8mm, dz=5mm

Reference Value = 15.25 V/m; Power Drift = -0.19 dB

Peak SAR (extrapolated) = 1.83 W/kg

SAR(1 g) = 0.948 W/kg; SAR(10 g) = 0.489 W/kg

Maximum value of SAR (measured) = 1.52 W/kg



0 dB = 1.52 W/kg = 1.82 dBW/kg

Plot 39#: WCDMA Band 2 High_ Body Bottom**DUT: Phone; Type: NITRO 55E; Serial: CR22080013-SA-S1**

Communication System: Generic WCDMA; Frequency: 1907.6 MHz; Duty Cycle: 1:1

Medium parameters used: $f = 1907.6$ MHz; $\sigma = 1.425$ S/m; $\epsilon_r = 39.849$; $\rho = 1000$ kg/m³

Phantom section: Flat Section

DASY5 Configuration:

- Probe: EX3DV4 - SN7522; ConvF(7.79, 7.79, 7.79) @ 1907.6 MHz; Calibrated: 2022/5/6
- Sensor-Surface: 1.4mm (Mechanical Surface Detection)
- Electronics: DAE4 Sn1354; Calibrated: 2021/9/1
- Phantom: SAM 1; Type: QD000P40CC; Serial: TP:1412
- Measurement SW: DASY52, Version 52.10 (2); SEMCAD X Version 14.6.12 (7470)

Area Scan (51x81x1): Interpolated grid: dx=1.500 mm, dy=1.500 mm

Maximum value of SAR (interpolated) = 1.36 W/kg

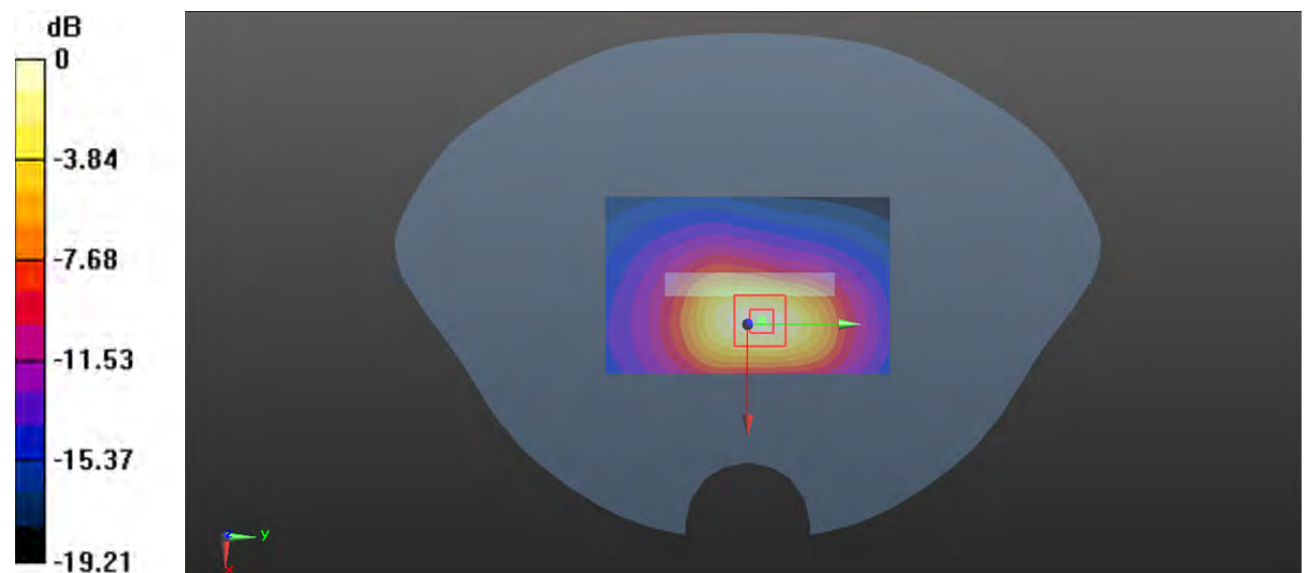
Zoom Scan (5x5x7)/Cube 0: Measurement grid: dx=8mm, dy=8mm, dz=5mm

Reference Value = 14.87 V/m; Power Drift = -0.16 dB

Peak SAR (extrapolated) = 1.75 W/kg

SAR(1 g) = 0.907 W/kg; SAR(10 g) = 0.467 W/kg

Maximum value of SAR (measured) = 1.45 W/kg



0 dB = 1.45 W/kg = 1.61 dBW/kg

Plot 40#: WCDMA Band 4 Mid_ Head Left Cheek**DUT: Phone; Type: NITRO 55E; Serial: CR22080013-SA-S1**

Communication System: Generic WCDMA; Frequency: 1732.6 MHz; Duty Cycle: 1:1

Medium parameters used (interpolated): $f = 1732.6$ MHz; $\sigma = 1.338$ S/m; $\epsilon_r = 40.243$; $\rho = 1000$ kg/m³

Phantom section: Left Section

DASY5 Configuration:

- Probe: EX3DV4 - SN7522; ConvF(8.1, 8.1, 8.1) @ 1732.6 MHz; Calibrated: 2022/5/6
- Sensor-Surface: 1.4mm (Mechanical Surface Detection)
- Electronics: DAE4 Sn1354; Calibrated: 2021/9/1
- Phantom: SAM 1; Type: QD000P40CC; Serial: TP:1412
- Measurement SW: DASY52, Version 52.10 (2); SEMCAD X Version 14.6.12 (7470)

Area Scan (61x111x1): Interpolated grid: dx=1.500 mm, dy=1.500 mm

Maximum value of SAR (interpolated) = 0.231 W/kg


Zoom Scan (5x5x7)/Cube 0: Measurement grid: dx=8mm, dy=8mm, dz=5mm

Reference Value = 5.894 V/m; Power Drift = 0.02 dB

Peak SAR (extrapolated) = 0.269 W/kg

SAR(1 g) = 0.173 W/kg; SAR(10 g) = 0.112 W/kg

Maximum value of SAR (measured) = 0.231 W/kg



0 dB = 0.231 W/kg = -6.36 dBW/kg

Plot 41#: WCDMA Band 4 Mid_ Head Left Tilt**DUT: Phone; Type: NITRO 55E; Serial: CR22080013-SA-S1**

Communication System: Generic WCDMA; Frequency: 1732.6 MHz; Duty Cycle: 1:1

Medium parameters used (interpolated): $f = 1732.6$ MHz; $\sigma = 1.338$ S/m; $\epsilon_r = 40.243$; $\rho = 1000$ kg/m³

Phantom section: Left Section

DASY5 Configuration:

- Probe: EX3DV4 - SN7522; ConvF(8.1, 8.1, 8.1) @ 1732.6 MHz; Calibrated: 2022/5/6
- Sensor-Surface: 1.4mm (Mechanical Surface Detection)
- Electronics: DAE4 Sn1354; Calibrated: 2021/9/1
- Phantom: SAM 1; Type: QD000P40CC; Serial: TP:1412
- Measurement SW: DASY52, Version 52.10 (2); SEMCAD X Version 14.6.12 (7470)

Area Scan (61x111x1): Interpolated grid: dx=1.500 mm, dy=1.500 mm

Maximum value of SAR (interpolated) = 0.145 W/kg

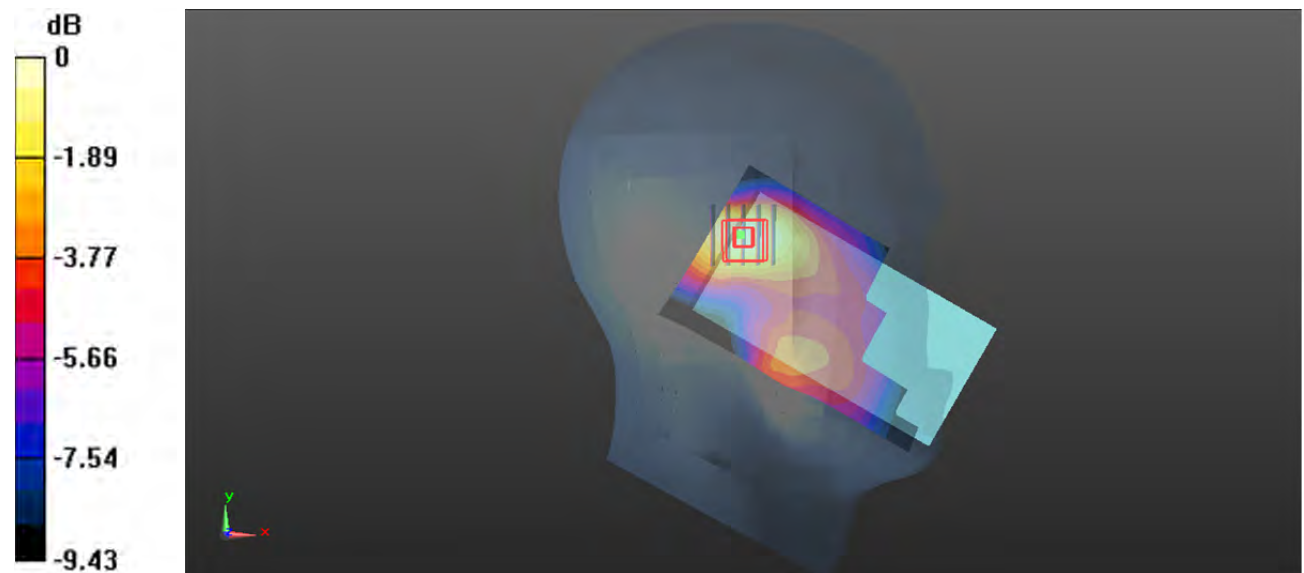
Zoom Scan (5x5x7)/Cube 0: Measurement grid: dx=8mm, dy=8mm, dz=5mm

Reference Value = 8.616 V/m; Power Drift = -0.16 dB

Peak SAR (extrapolated) = 0.157 W/kg

SAR(1 g) = 0.102 W/kg; SAR(10 g) = 0.064 W/kg

Maximum value of SAR (measured) = 0.138 W/kg



0 dB = 0.138 W/kg = -8.60 dBW/kg

Plot 42#: WCDMA Band 4 Mid_ Head Right Cheek**DUT: Phone; Type: NITRO 55E; Serial: CR22080013-SA-S1**

Communication System: Generic WCDMA; Frequency: 1732.6 MHz; Duty Cycle: 1:1

Medium parameters used (interpolated): $f = 1732.6$ MHz; $\sigma = 1.338$ S/m; $\epsilon_r = 40.243$; $\rho = 1000$ kg/m³

Phantom section: Right Section

DASY5 Configuration:

- Probe: EX3DV4 - SN7522; ConvF(8.1, 8.1, 8.1) @ 1732.6 MHz; Calibrated: 2022/5/6
- Sensor-Surface: 1.4mm (Mechanical Surface Detection)
- Electronics: DAE4 Sn1354; Calibrated: 2021/9/1
- Phantom: SAM 1; Type: QD000P40CC; Serial: TP:1412
- Measurement SW: DASY52, Version 52.10 (2); SEMCAD X Version 14.6.12 (7470)

Area Scan (61x111x1): Interpolated grid: dx=1.500 mm, dy=1.500 mm

Maximum value of SAR (interpolated) = 0.215 W/kg


Zoom Scan (5x5x7)/Cube 0: Measurement grid: dx=8mm, dy=8mm, dz=5mm

Reference Value = 4.403 V/m; Power Drift = 0.19 dB

Peak SAR (extrapolated) = 0.232 W/kg

SAR(1 g) = 0.149 W/kg; SAR(10 g) = 0.096 W/kg

Maximum value of SAR (measured) = 0.200 W/kg



0 dB = 0.200 W/kg = -6.99 dBW/kg

Plot 43#: WCDMA Band 4 Mid_ Head Right Tilt**DUT: Phone; Type: NITRO 55E; Serial: CR22080013-SA-S1**

Communication System: Generic WCDMA; Frequency: 1732.6 MHz; Duty Cycle: 1:1

Medium parameters used (interpolated): $f = 1732.6$ MHz; $\sigma = 1.338$ S/m; $\epsilon_r = 40.243$; $\rho = 1000$ kg/m³

Phantom section: Right Section

DASY5 Configuration:

- Probe: EX3DV4 - SN7522; ConvF(8.1, 8.1, 8.1) @ 1732.6 MHz; Calibrated: 2022/5/6
- Sensor-Surface: 1.4mm (Mechanical Surface Detection)
- Electronics: DAE4 Sn1354; Calibrated: 2021/9/1
- Phantom: SAM 1; Type: QD000P40CC; Serial: TP:1412
- Measurement SW: DASY52, Version 52.10 (2); SEMCAD X Version 14.6.12 (7470)

Area Scan (61x111x1): Interpolated grid: dx=1.500 mm, dy=1.500 mm

Maximum value of SAR (interpolated) = 0.0976 W/kg


Zoom Scan (5x5x7)/Cube 0: Measurement grid: dx=8mm, dy=8mm, dz=5mm

Reference Value = 6.429 V/m; Power Drift = 0.05 dB

Peak SAR (extrapolated) = 0.104 W/kg

SAR(1 g) = 0.065 W/kg; SAR(10 g) = 0.041 W/kg

Maximum value of SAR (measured) = 0.0902 W/kg



0 dB = 0.0902 W/kg = -10.45 dBW/kg

Plot 44#: WCDMA Band 4 Mid_Body Front**DUT: Phone; Type: NITRO 55E; Serial: CR22080013-SA-S1**

Communication System: Generic WCDMA; Frequency: 1732.6 MHz; Duty Cycle: 1:1

Medium parameters used (interpolated): $f = 1732.6$ MHz; $\sigma = 1.338$ S/m; $\epsilon_r = 40.243$; $\rho = 1000$ kg/m³

Phantom section: Flat Section

DASY5 Configuration:

- Probe: EX3DV4 - SN7522; ConvF(8.1, 8.1, 8.1) @ 1732.6 MHz; Calibrated: 2022/5/6
- Sensor-Surface: 1.4mm (Mechanical Surface Detection)
- Electronics: DAE4 Sn1354; Calibrated: 2021/9/1
- Phantom: SAM 1; Type: QD000P40CC; Serial: TP:1412
- Measurement SW: DASY52, Version 52.10 (2); SEMCAD X Version 14.6.12 (7470)

Area Scan (71x121x1): Interpolated grid: dx=1.500 mm, dy=1.500 mm

Maximum value of SAR (interpolated) = 0.698 W/kg

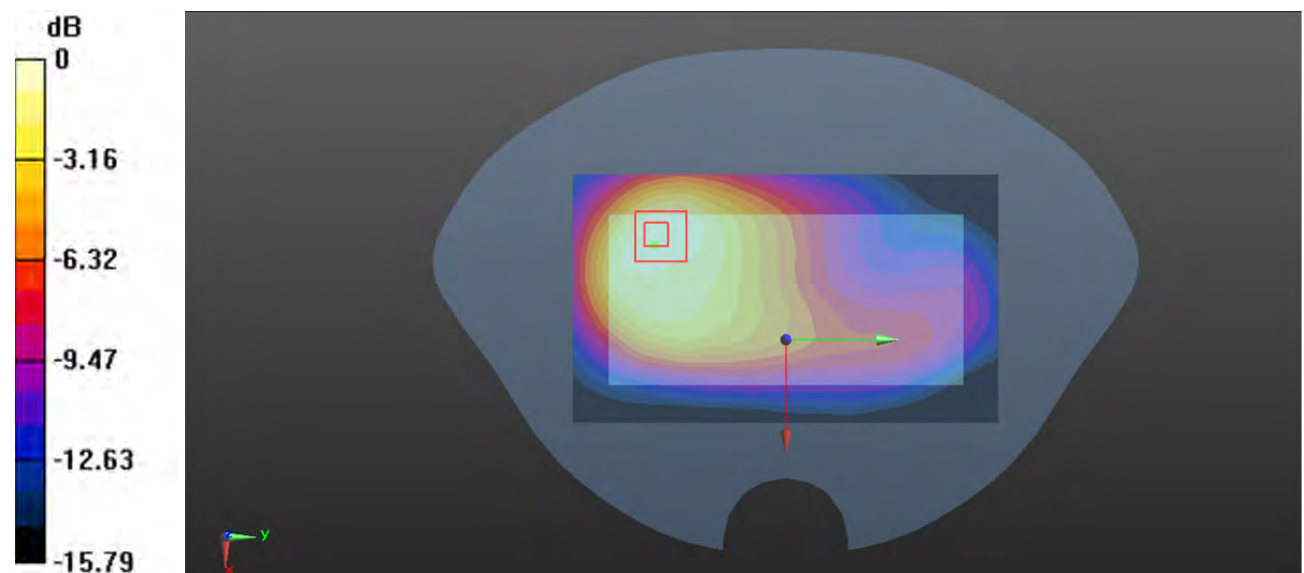
Zoom Scan (5x5x7)/Cube 0: Measurement grid: dx=8mm, dy=8mm, dz=5mm

Reference Value = 10.63 V/m; Power Drift = -0.07 dB

Peak SAR (extrapolated) = 0.837 W/kg

SAR(1 g) = 0.460 W/kg; SAR(10 g) = 0.268 W/kg

Maximum value of SAR (measured) = 0.665 W/kg



0 dB = 0.665 W/kg = -1.77 dBW/kg

Plot 45#: WCDMA Band 4 Low_ Body Back**DUT: Phone; Type: NITRO 55E; Serial: CR22080013-SA-S1**

Communication System: Generic WCDMA; Frequency: 1712.4 MHz; Duty Cycle: 1:1

Medium parameters used: $f = 1712.4$ MHz; $\sigma = 1.324$ S/m; $\epsilon_r = 40.348$; $\rho = 1000$ kg/m³

Phantom section: Flat Section

DASY5 Configuration:

- Probe: EX3DV4 - SN7522; ConvF(8.1, 8.1, 8.1) @ 1712.4 MHz; Calibrated: 2022/5/6
- Sensor-Surface: 1.4mm (Mechanical Surface Detection)
- Electronics: DAE4 Sn1354; Calibrated: 2021/9/1
- Phantom: SAM 1; Type: QD000P40CC; Serial: TP:1412
- Measurement SW: DASY52, Version 52.10 (2); SEMCAD X Version 14.6.12 (7470)

Area Scan (71x121x1): Interpolated grid: dx=1.500 mm, dy=1.500 mm

Maximum value of SAR (interpolated) = 0.673 W/kg

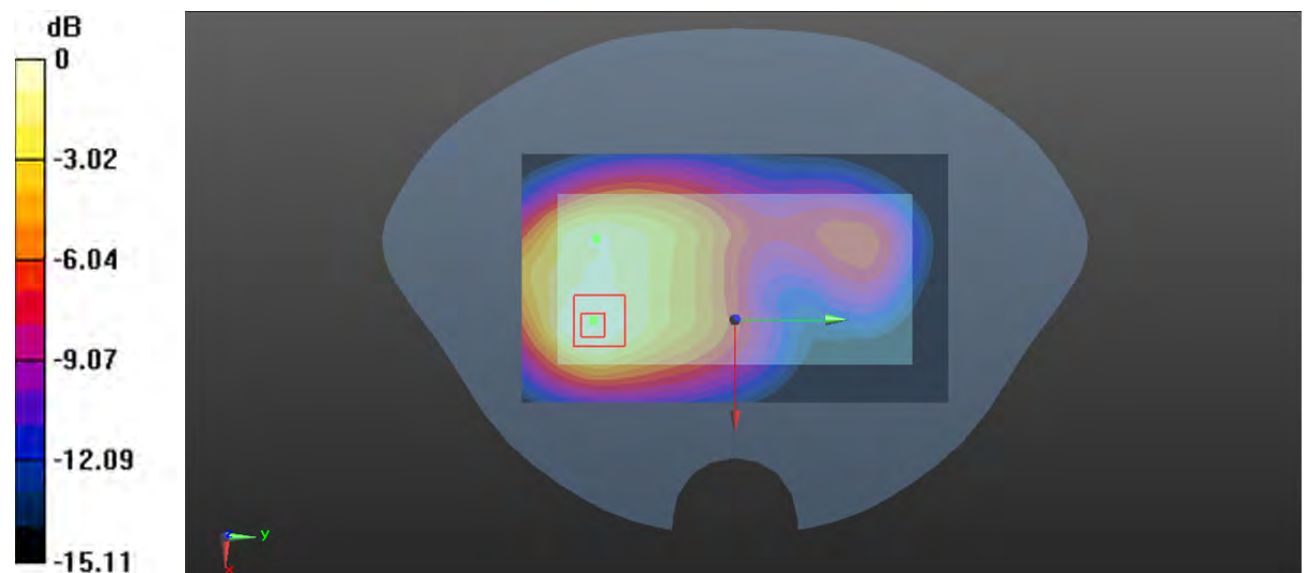
Zoom Scan (5x5x7)/Cube 0: Measurement grid: dx=8mm, dy=8mm, dz=5mm

Reference Value = 8.688 V/m; Power Drift = 0.09 dB

Peak SAR (extrapolated) = 0.749 W/kg

SAR(1 g) = 0.445 W/kg; SAR(10 g) = 0.265 W/kg

Maximum value of SAR (measured) = 0.630 W/kg



0 dB = 0.630 W/kg = -2.01 dBW/kg

Plot 46#: WCDMA Band 4 Mid_Body Back**DUT: Phone; Type: NITRO 55E; Serial: CR22080013-SA-S1**

Communication System: Generic WCDMA; Frequency: 1732.6 MHz; Duty Cycle: 1:1

Medium parameters used (interpolated): $f = 1732.6$ MHz; $\sigma = 1.338$ S/m; $\epsilon_r = 40.243$; $\rho = 1000$ kg/m³

Phantom section: Flat Section

DASY5 Configuration:

- Probe: EX3DV4 - SN7522; ConvF(8.1, 8.1, 8.1) @ 1732.6 MHz; Calibrated: 2022/5/6
- Sensor-Surface: 1.4mm (Mechanical Surface Detection)
- Electronics: DAE4 Sn1354; Calibrated: 2021/9/1
- Phantom: SAM 1; Type: QD000P40CC; Serial: TP:1412
- Measurement SW: DASY52, Version 52.10 (2); SEMCAD X Version 14.6.12 (7470)

Area Scan (71x121x1): Interpolated grid: dx=1.500 mm, dy=1.500 mm

Maximum value of SAR (interpolated) = 0.865 W/kg

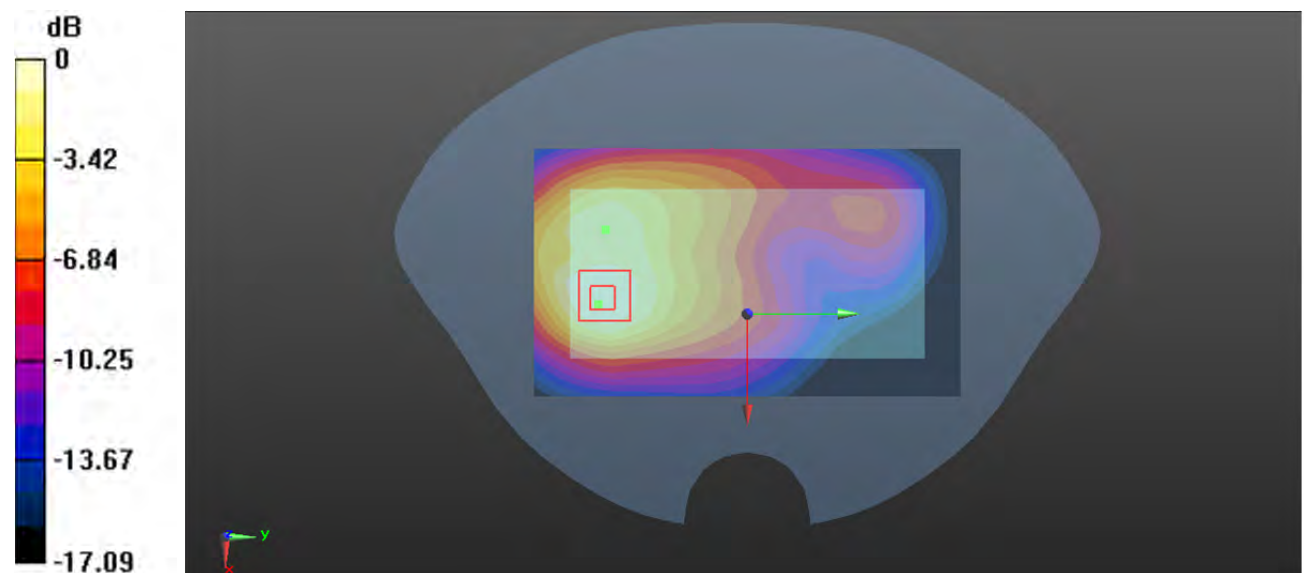
Zoom Scan (5x5x7)/Cube 0: Measurement grid: dx=8mm, dy=8mm, dz=5mm

Reference Value = 9.593 V/m; Power Drift = 0.05 dB

Peak SAR (extrapolated) = 1.04 W/kg

SAR(1 g) = 0.604 W/kg; SAR(10 g) = 0.355 W/kg

Maximum value of SAR (measured) = 0.867 W/kg



0 dB = 0.867 W/kg = -0.62 dBW/kg

Plot 47#: WCDMA Band 4 High_ Body Back**DUT: Phone; Type: NITRO 55E; Serial: CR22080013-SA-S1**

Communication System: Generic WCDMA; Frequency: 1752.6 MHz; Duty Cycle: 1:1

Medium parameters used: $f = 1752.6$ MHz; $\sigma = 1.365$ S/m; $\epsilon_r = 40.114$; $\rho = 1000$ kg/m³

Phantom section: Flat Section

DASY5 Configuration:

- Probe: EX3DV4 - SN7522; ConvF(8.1, 8.1, 8.1) @ 1752.6 MHz; Calibrated: 2022/5/6
- Sensor-Surface: 1.4mm (Mechanical Surface Detection)
- Electronics: DAE4 Sn1354; Calibrated: 2021/9/1
- Phantom: SAM 1; Type: QD000P40CC; Serial: TP:1412
- Measurement SW: DASY52, Version 52.10 (2); SEMCAD X Version 14.6.12 (7470)

Area Scan (71x121x1): Interpolated grid: dx=1.500 mm, dy=1.500 mm

Maximum value of SAR (interpolated) = 0.887 W/kg

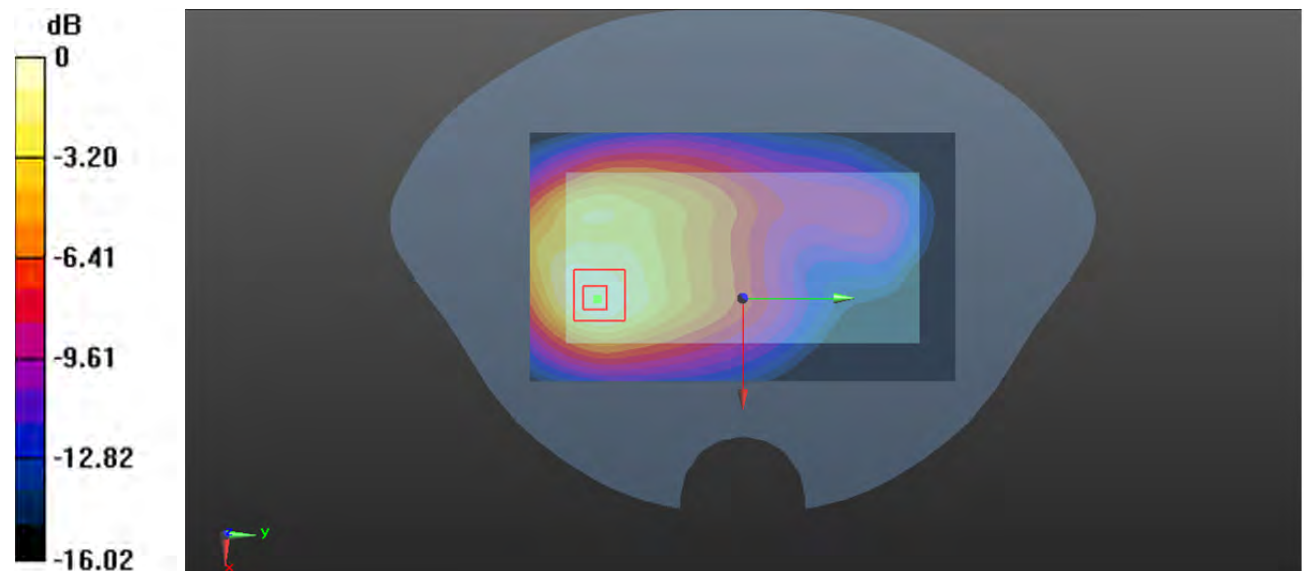
Zoom Scan (5x5x7)/Cube 0: Measurement grid: dx=8mm, dy=8mm, dz=5mm

Reference Value = 9.953 V/m; Power Drift = 0.02 dB

Peak SAR (extrapolated) = 1.03 W/kg

SAR(1 g) = 0.602 W/kg; SAR(10 g) = 0.354 W/kg

Maximum value of SAR (measured) = 0.863 W/kg



0 dB = 0.863 W/kg = -0.64 dBW/kg

Plot 48#: WCDMA Band 4 Mid_Body Left**DUT: Phone; Type: NITRO 55E; Serial: CR22080013-SA-S1**

Communication System: Generic WCDMA; Frequency: 1732.6 MHz; Duty Cycle: 1:1

Medium parameters used (interpolated): $f = 1732.6$ MHz; $\sigma = 1.338$ S/m; $\epsilon_r = 40.243$; $\rho = 1000$ kg/m³

Phantom section: Flat Section

DASY5 Configuration:

- Probe: EX3DV4 - SN7522; ConvF(8.1, 8.1, 8.1) @ 1732.6 MHz; Calibrated: 2022/5/6
- Sensor-Surface: 1.4mm (Mechanical Surface Detection)
- Electronics: DAE4 Sn1354; Calibrated: 2021/9/1
- Phantom: SAM 1; Type: QD000P40CC; Serial: TP:1412
- Measurement SW: DASY52, Version 52.10 (2); SEMCAD X Version 14.6.12 (7470)

Area Scan (51x121x1): Interpolated grid: dx=1.500 mm, dy=1.500 mm

Maximum value of SAR (interpolated) = 0.255 W/kg

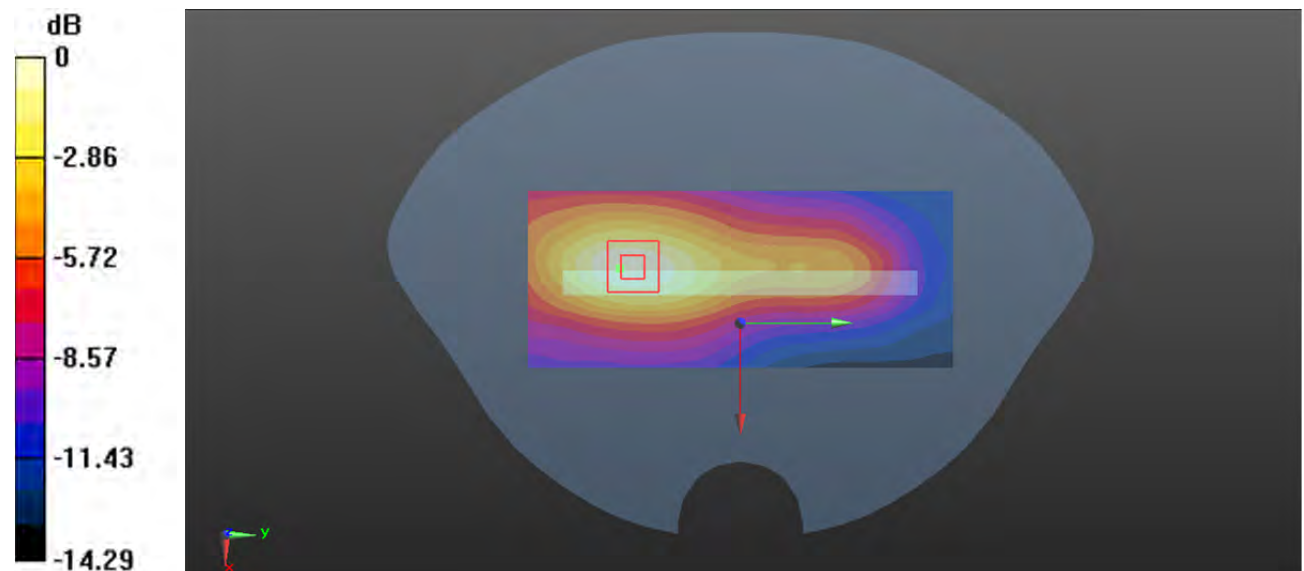
Zoom Scan (5x5x7)/Cube 0: Measurement grid: dx=8mm, dy=8mm, dz=5mm

Reference Value = 7.753 V/m; Power Drift = 0.05 dB

Peak SAR (extrapolated) = 0.309 W/kg

SAR(1 g) = 0.176 W/kg; SAR(10 g) = 0.104 W/kg

Maximum value of SAR (measured) = 0.259 W/kg



0 dB = 0.259 W/kg = -5.87 dBW/kg

Plot 49#: WCDMA Band 4 Mid_Body Right**DUT: Phone; Type: NITRO 55E; Serial: CR22080013-SA-S1**

Communication System: Generic WCDMA; Frequency: 1732.6 MHz; Duty Cycle: 1:1

Medium parameters used (interpolated): $f = 1732.6$ MHz; $\sigma = 1.338$ S/m; $\epsilon_r = 40.243$; $\rho = 1000$ kg/m³

Phantom section: Flat Section

DASY5 Configuration:

- Probe: EX3DV4 - SN7522; ConvF(8.1, 8.1, 8.1) @ 1732.6 MHz; Calibrated: 2022/5/6
- Sensor-Surface: 1.4mm (Mechanical Surface Detection)
- Electronics: DAE4 Sn1354; Calibrated: 2021/9/1
- Phantom: SAM 1; Type: QD000P40CC; Serial: TP:1412
- Measurement SW: DASY52, Version 52.10 (2); SEMCAD X Version 14.6.12 (7470)

rea Scan (51x121x1): Interpolated grid: dx=1.500 mm, dy=1.500 mm

Maximum value of SAR (interpolated) = 0.168 W/kg

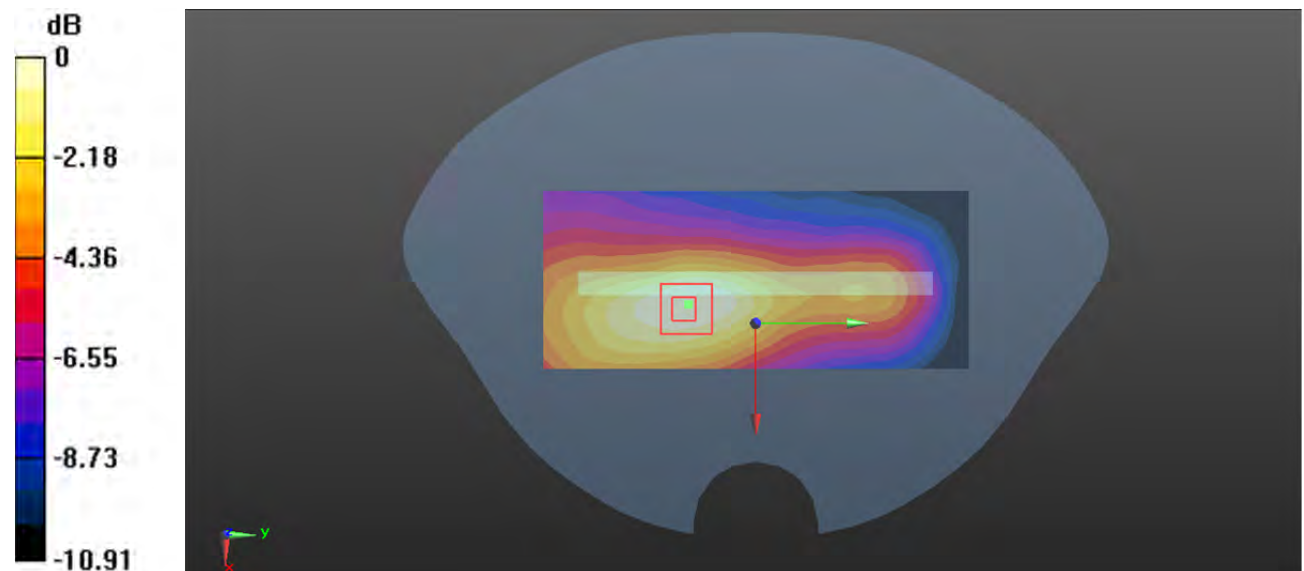
Zoom Scan (5x5x7)/Cube 0: Measurement grid: dx=8mm, dy=8mm, dz=5mm

Reference Value = 7.466 V/m; Power Drift = -0.16 dB

Peak SAR (extrapolated) = 0.191 W/kg

SAR(1 g) = 0.115 W/kg; SAR(10 g) = 0.071 W/kg

Maximum value of SAR (measured) = 0.161 W/kg



0 dB = 0.161 W/kg = -7.93 dBW/kg

Plot 50#: WCDMA Band 4 Mid_Body Bottom**DUT: Phone; Type: NITRO 55E; Serial: CR22080013-SA-S1**

Communication System: Generic WCDMA; Frequency: 1732.6 MHz; Duty Cycle: 1:1

Medium parameters used (interpolated): $f = 1732.6$ MHz; $\sigma = 1.338$ S/m; $\epsilon_r = 40.243$; $\rho = 1000$ kg/m³

Phantom section: Flat Section

DASY5 Configuration:

- Probe: EX3DV4 - SN7522; ConvF(8.1, 8.1, 8.1) @ 1732.6 MHz; Calibrated: 2022/5/6
- Sensor-Surface: 1.4mm (Mechanical Surface Detection)
- Electronics: DAE4 Sn1354; Calibrated: 2021/9/1
- Phantom: SAM 1; Type: QD000P40CC; Serial: TP:1412
- Measurement SW: DASY52, Version 52.10 (2); SEMCAD X Version 14.6.12 (7470)

Area Scan (51x81x1): Interpolated grid: dx=1.500 mm, dy=1.500 mm

Maximum value of SAR (interpolated) = 0.727 W/kg

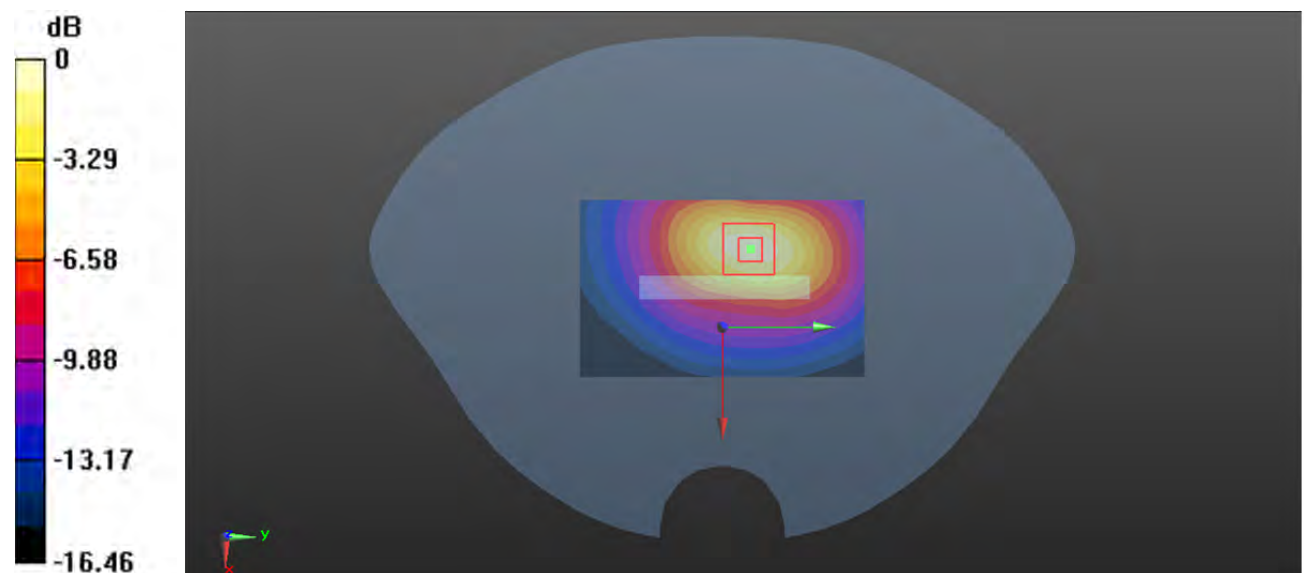
Zoom Scan (5x5x7)/Cube 0: Measurement grid: dx=8mm, dy=8mm, dz=5mm

Reference Value = 11.31 V/m; Power Drift = 0.15 dB

Peak SAR (extrapolated) = 0.931 W/kg

SAR(1 g) = 0.509 W/kg; SAR(10 g) = 0.278 W/kg

Maximum value of SAR (measured) = 0.779 W/kg



0 dB = 0.779 W/kg = -1.08 dBW/kg

Plot 51#: WCDMA Band 5 Mid_ Head Left Cheek**DUT: Phone; Type: NITRO 55E; Serial: CR22080013-SA-S1**

Communication System: Generic WCDMA; Frequency: 836.6 MHz; Duty Cycle: 1:1

Medium parameters used: $f = 836.6$ MHz; $\sigma = 0.911$ S/m; $\epsilon_r = 41.536$; $\rho = 1000$ kg/m³

Phantom section: Left Section

DASY5 Configuration:

- Probe: EX3DV4 - SN7522; ConvF(9.24, 9.24, 9.24) @ 836.6 MHz; Calibrated: 2022/5/6
- Sensor-Surface: 1.4mm (Mechanical Surface Detection)
- Electronics: DAE4 Sn1354; Calibrated: 2021/9/1
- Phantom: SAM 1; Type: QD000P40CC; Serial: TP:1412
- Measurement SW: DASY52, Version 52.10 (2); SEMCAD X Version 14.6.12 (7470)

Area Scan (61x111x1): Interpolated grid: dx=1.500 mm, dy=1.500 mm

Maximum value of SAR (interpolated) = 0.409 W/kg

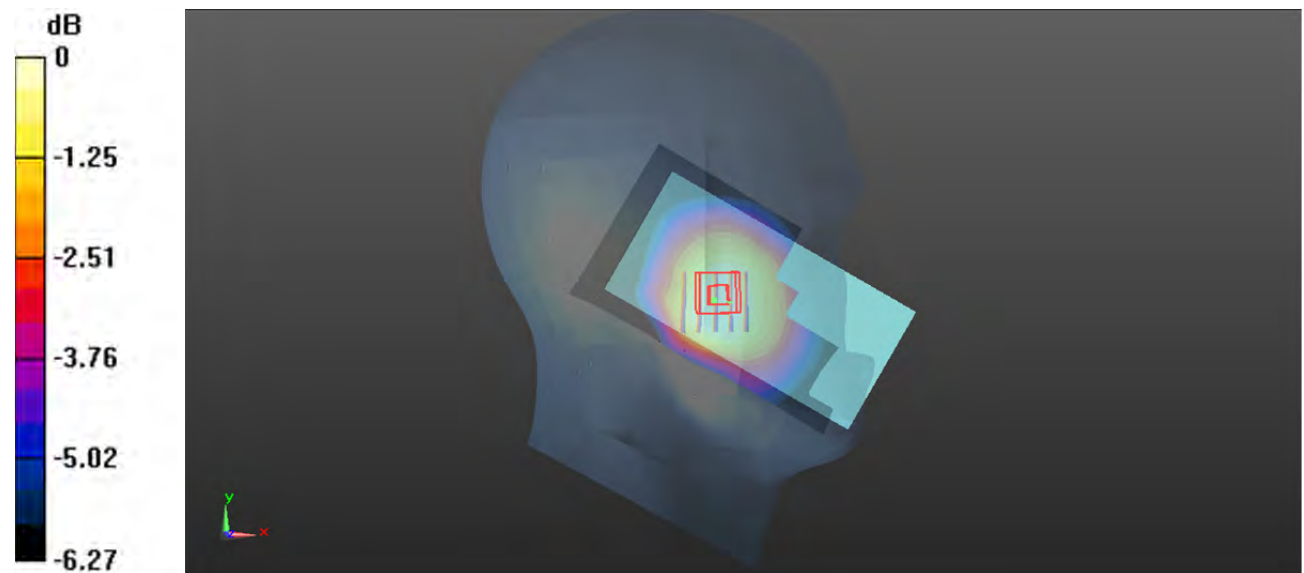
Zoom Scan (5x5x7)/Cube 0: Measurement grid: dx=8mm, dy=8mm, dz=5mm

Reference Value = 8.825 V/m; Power Drift = -0.15 dB

Peak SAR (extrapolated) = 0.437 W/kg

SAR(1 g) = 0.348 W/kg; SAR(10 g) = 0.288 W/kg

Maximum value of SAR (measured) = 0.397 W/kg



0 dB = 0.397 W/kg = -4.01 dBW/kg

Plot 52#: WCDMA Band 5 Mid_ Head Left Tilt**DUT: Phone; Type: NITRO 55E; Serial: CR22080013-SA-S1**

Communication System: Generic WCDMA; Frequency: 836.6 MHz; Duty Cycle: 1:1

Medium parameters used: $f = 836.6$ MHz; $\sigma = 0.911$ S/m; $\epsilon_r = 41.536$; $\rho = 1000$ kg/m³

Phantom section: Left Section

DASY5 Configuration:

- Probe: EX3DV4 - SN7522; ConvF(9.24, 9.24, 9.24) @ 836.6 MHz; Calibrated: 2022/5/6
- Sensor-Surface: 1.4mm (Mechanical Surface Detection)
- Electronics: DAE4 Sn1354; Calibrated: 2021/9/1
- Phantom: SAM 1; Type: QD000P40CC; Serial: TP:1412
- Measurement SW: DASY52, Version 52.10 (2); SEMCAD X Version 14.6.12 (7470)

Area Scan (61x111x1): Interpolated grid: dx=1.500 mm, dy=1.500 mm

Maximum value of SAR (interpolated) = 0.249 W/kg

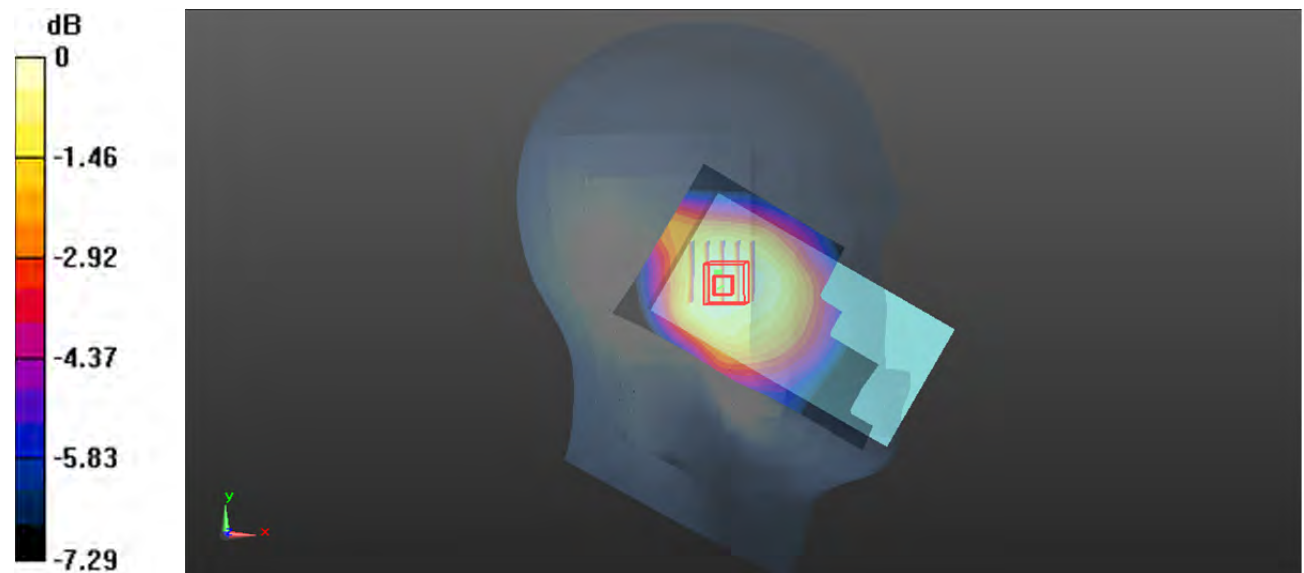
Zoom Scan (5x5x7)/Cube 0: Measurement grid: dx=8mm, dy=8mm, dz=5mm

Reference Value = 12.93 V/m; Power Drift = 0.01 dB

Peak SAR (extrapolated) = 0.270 W/kg

SAR(1 g) = 0.227 W/kg; SAR(10 g) = 0.190 W/kg

Maximum value of SAR (measured) = 0.253 W/kg



0 dB = 0.253 W/kg = -5.97 dBW/kg

Plot 53#: WCDMA Band 5 Mid_ Head Right Cheek**DUT: Phone; Type: NITRO 55E; Serial: CR22080013-SA-S1**

Communication System: Generic WCDMA; Frequency: 836.6 MHz; Duty Cycle: 1:1

Medium parameters used: $f = 836.6$ MHz; $\sigma = 0.911$ S/m; $\epsilon_r = 41.536$; $\rho = 1000$ kg/m³

Phantom section: Right Section

DASY5 Configuration:

- Probe: EX3DV4 - SN7522; ConvF(9.24, 9.24, 9.24) @ 836.6 MHz; Calibrated: 2022/5/6
- Sensor-Surface: 1.4mm (Mechanical Surface Detection)
- Electronics: DAE4 Sn1354; Calibrated: 2021/9/1
- Phantom: SAM 1; Type: QD000P40CC; Serial: TP:1412
- Measurement SW: DASY52, Version 52.10 (2); SEMCAD X Version 14.6.12 (7470)

Area Scan (61x111x1): Interpolated grid: dx=1.500 mm, dy=1.500 mm

Maximum value of SAR (interpolated) = 0.364 W/kg


Zoom Scan (5x5x7)/Cube 0: Measurement grid: dx=8mm, dy=8mm, dz=5mm

Reference Value = 4.282 V/m; Power Drift = 0.02 dB

Peak SAR (extrapolated) = 0.379 W/kg

SAR(1 g) = 0.311 W/kg; SAR(10 g) = 0.256 W/kg

Maximum value of SAR (measured) = 0.351 W/kg



0 dB = 0.351 W/kg = -4.55 dBW/kg

Plot 54#: WCDMA Band 5 Mid_ Head Right Tilt**DUT: Phone; Type: NITRO 55E; Serial: CR22080013-SA-S1**

Communication System: Generic WCDMA; Frequency: 836.6 MHz; Duty Cycle: 1:1

Medium parameters used: $f = 836.6$ MHz; $\sigma = 0.911$ S/m; $\epsilon_r = 41.536$; $\rho = 1000$ kg/m³

Phantom section: Right Section

DASY5 Configuration:

- Probe: EX3DV4 - SN7522; ConvF(9.24, 9.24, 9.24) @ 836.6 MHz; Calibrated: 2022/5/6
- Sensor-Surface: 1.4mm (Mechanical Surface Detection)
- Electronics: DAE4 Sn1354; Calibrated: 2021/9/1
- Phantom: SAM 1; Type: QD000P40CC; Serial: TP:1412
- Measurement SW: DASY52, Version 52.10 (2); SEMCAD X Version 14.6.12 (7470)

Area Scan (61x111x1): Interpolated grid: dx=1.500 mm, dy=1.500 mm

Maximum value of SAR (interpolated) = 0.230 W/kg


Zoom Scan (5x5x7)/Cube 0: Measurement grid: dx=8mm, dy=8mm, dz=5mm

Reference Value = 9.125 V/m; Power Drift = 0.00 dB

Peak SAR (extrapolated) = 0.238 W/kg

SAR(1 g) = 0.204 W/kg; SAR(10 g) = 0.174 W/kg

Maximum value of SAR (measured) = 0.227 W/kg



0 dB = 0.227 W/kg = -6.44 dBW/kg

Plot 55#: WCDMA Band 5 Mid_Body Front**DUT: Phone; Type: NITRO 55E; Serial: CR22080013-SA-S1**

Communication System: Generic WCDMA; Frequency: 836.6 MHz; Duty Cycle: 1:1

Medium parameters used: $f = 836.6$ MHz; $\sigma = 0.911$ S/m; $\epsilon_r = 41.536$; $\rho = 1000$ kg/m³

Phantom section: Flat Section

DASY5 Configuration:

- Probe: EX3DV4 - SN7522; ConvF(9.24, 9.24, 9.24) @ 836.6 MHz; Calibrated: 2022/5/6
- Sensor-Surface: 1.4mm (Mechanical Surface Detection)
- Electronics: DAE4 Sn1354; Calibrated: 2021/9/1
- Phantom: SAM 1; Type: QD000P40CC; Serial: TP:1412
- Measurement SW: DASY52, Version 52.10 (2); SEMCAD X Version 14.6.12 (7470)

Area Scan (71x121x1): Interpolated grid: dx=1.500 mm, dy=1.500 mm

Maximum value of SAR (interpolated) = 0.478 W/kg

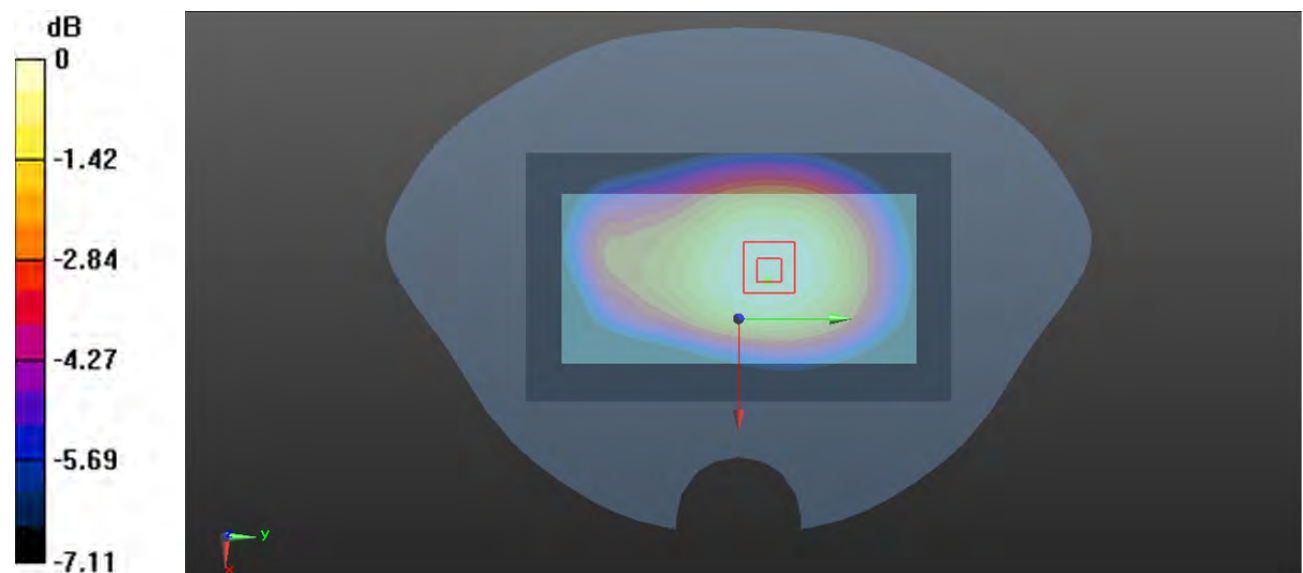
Zoom Scan (5x5x7)/Cube 0: Measurement grid: dx=8mm, dy=8mm, dz=5mm

Reference Value = 20.86 V/m; Power Drift = 0.01 dB

Peak SAR (extrapolated) = 0.515 W/kg

SAR(1 g) = 0.414 W/kg; SAR(10 g) = 0.337 W/kg

Maximum value of SAR (measured) = 0.478 W/kg



0 dB = 0.478 W/kg = -3.21 dBW/kg

Plot 56#: WCDMA Band 5 Low_ Body Back**DUT: Phone; Type: NITRO 55E; Serial: CR22080013-SA-S1**

Communication System: Generic WCDMA; Frequency: 826.4 MHz; Duty Cycle: 1:1

Medium parameters used (interpolated): $f = 826.4$ MHz; $\sigma = 0.878$ S/m; $\epsilon_r = 41.693$; $\rho = 1000$ kg/m³

Phantom section: Flat Section

DASY5 Configuration:

- Probe: EX3DV4 - SN7522; ConvF(9.24, 9.24, 9.24) @ 826.4 MHz; Calibrated: 2022/5/6
- Sensor-Surface: 1.4mm (Mechanical Surface Detection)
- Electronics: DAE4 Sn1354; Calibrated: 2021/9/1
- Phantom: SAM 1; Type: QD000P40CC; Serial: TP:1412
- Measurement SW: DASY52, Version 52.10 (2); SEMCAD X Version 14.6.12 (7470)

Area Scan (71x121x1): Interpolated grid: dx=1.500 mm, dy=1.500 mm

Maximum value of SAR (interpolated) = 0.513 W/kg

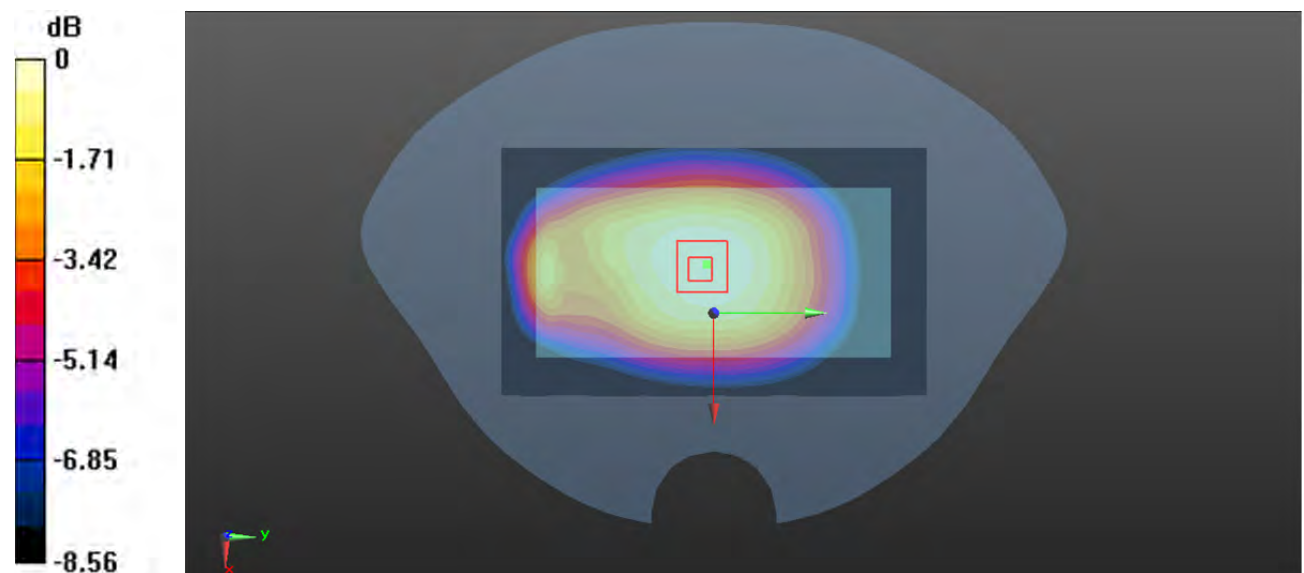
Zoom Scan (5x5x7)/Cube 0: Measurement grid: dx=8mm, dy=8mm, dz=5mm

Reference Value = 21.63 V/m; Power Drift = -0.00 dB

Peak SAR (extrapolated) = 0.576 W/kg

SAR(1 g) = 0.416 W/kg; SAR(10 g) = 0.309 W/kg

Maximum value of SAR (measured) = 0.516 W/kg



0 dB = 0.516 W/kg = -2.87 dBW/kg

Plot 57#: WCDMA Band 5 Mid_Body Back**DUT: Phone; Type: NITRO 55E; Serial: CR22080013-SA-S1**

Communication System: Generic WCDMA; Frequency: 836.6 MHz; Duty Cycle: 1:1

Medium parameters used: $f = 836.6$ MHz; $\sigma = 0.911$ S/m; $\epsilon_r = 41.536$; $\rho = 1000$ kg/m³

Phantom section: Flat Section

DASY5 Configuration:

- Probe: EX3DV4 - SN7522; ConvF(9.24, 9.24, 9.24) @ 836.6 MHz; Calibrated: 2022/5/6
- Sensor-Surface: 1.4mm (Mechanical Surface Detection)
- Electronics: DAE4 Sn1354; Calibrated: 2021/9/1
- Phantom: SAM 1; Type: QD000P40CC; Serial: TP:1412
- Measurement SW: DASY52, Version 52.10 (2); SEMCAD X Version 14.6.12 (7470)

Area Scan (71x121x1): Interpolated grid: dx=1.500 mm, dy=1.500 mm

Maximum value of SAR (interpolated) = 0.591 W/kg

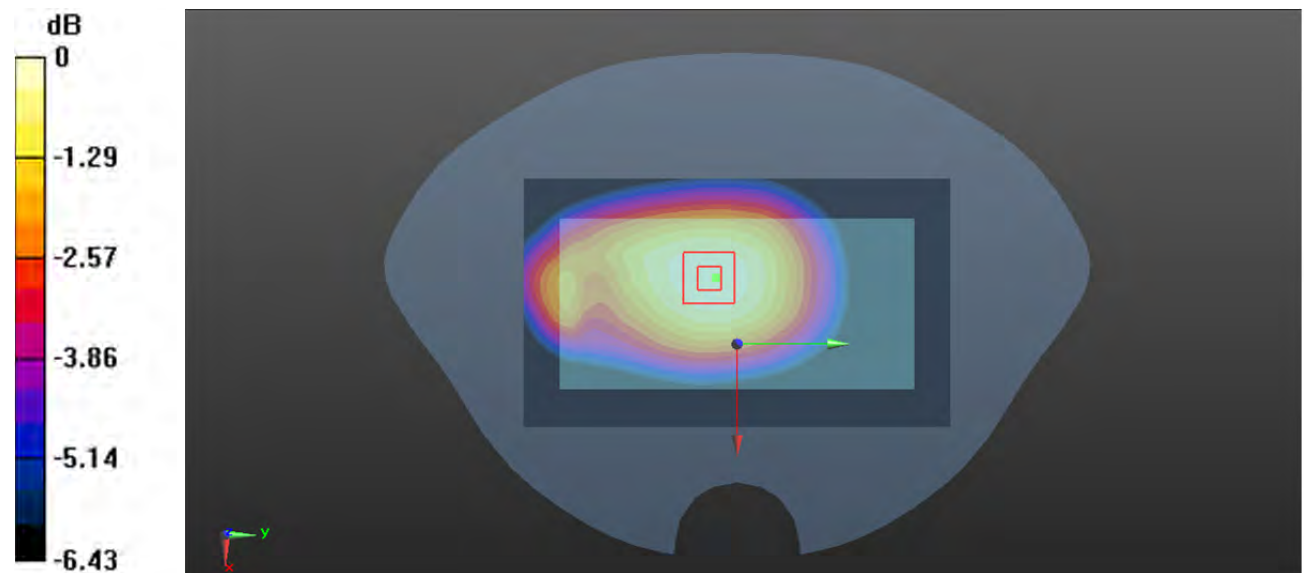
Zoom Scan (5x5x7)/Cube 0: Measurement grid: dx=8mm, dy=8mm, dz=5mm

Reference Value = 22.74 V/m; Power Drift = 0.06 dB

Peak SAR (extrapolated) = 0.652 W/kg

SAR(1 g) = 0.514 W/kg; SAR(10 g) = 0.413 W/kg

Maximum value of SAR (measured) = 0.605 W/kg



0 dB = 0.605 W/kg = -2.18 dBW/kg

Plot 58#: WCDMA Band 5 High_ Body Back**DUT: Phone; Type: NITRO 55E; Serial: CR22080013-SA-S1**

Communication System: Generic WCDMA; Frequency: 846.6 MHz; Duty Cycle: 1:1

Medium parameters used (interpolated): $f = 846.6$ MHz; $\sigma = 0.931$ S/m; $\epsilon_r = 41.435$; $\rho = 1000$ kg/m³

Phantom section: Flat Section

DASY5 Configuration:

- Probe: EX3DV4 - SN7522; ConvF(9.24, 9.24, 9.24) @ 846.6 MHz; Calibrated: 2022/5/6
- Sensor-Surface: 1.4mm (Mechanical Surface Detection)
- Electronics: DAE4 Sn1354; Calibrated: 2021/9/1
- Phantom: SAM 1; Type: QD000P40CC; Serial: TP:1412
- Measurement SW: DASY52, Version 52.10 (2); SEMCAD X Version 14.6.12 (7470)

Area Scan (71x121x1): Interpolated grid: dx=1.500 mm, dy=1.500 mm

Maximum value of SAR (interpolated) = 0.571 W/kg

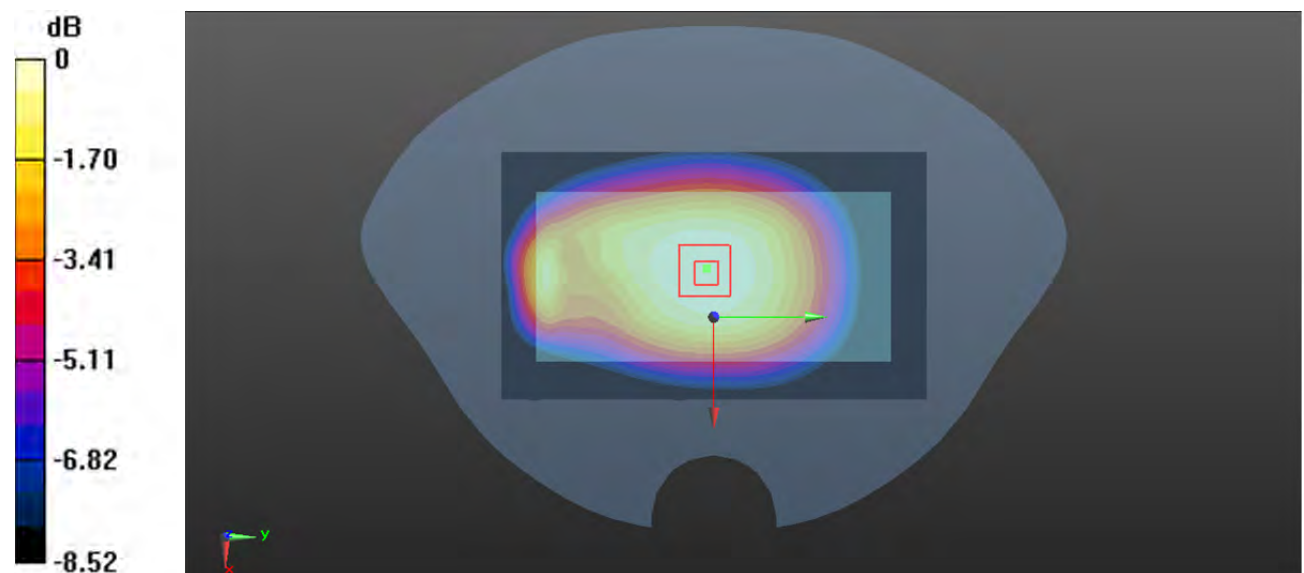
Zoom Scan (5x5x7)/Cube 0: Measurement grid: dx=8mm, dy=8mm, dz=5mm

Reference Value = 22.75 V/m; Power Drift = -0.02 dB

Peak SAR (extrapolated) = 0.638 W/kg

SAR(1 g) = 0.462 W/kg; SAR(10 g) = 0.344 W/kg

Maximum value of SAR (measured) = 0.571 W/kg



0 dB = 0.571 W/kg = -2.43 dBW/kg

Plot 59#: WCDMA Band 5 Mid_Body Left**DUT: Phone; Type: NITRO 55E; Serial: CR22080013-SA-S1**

Communication System: Generic WCDMA; Frequency: 836.6 MHz; Duty Cycle: 1:1

Medium parameters used: $f = 836.6$ MHz; $\sigma = 0.911$ S/m; $\epsilon_r = 41.536$; $\rho = 1000$ kg/m³

Phantom section: Flat Section

DASY5 Configuration:

- Probe: EX3DV4 - SN7522; ConvF(9.24, 9.24, 9.24) @ 836.6 MHz; Calibrated: 2022/5/6
- Sensor-Surface: 1.4mm (Mechanical Surface Detection)
- Electronics: DAE4 Sn1354; Calibrated: 2021/9/1
- Phantom: SAM 1; Type: QD000P40CC; Serial: TP:1412
- Measurement SW: DASY52, Version 52.10 (2); SEMCAD X Version 14.6.12 (7470)

Area Scan (51x121x1): Interpolated grid: dx=1.500 mm, dy=1.500 mm

Maximum value of SAR (interpolated) = 0.339 W/kg

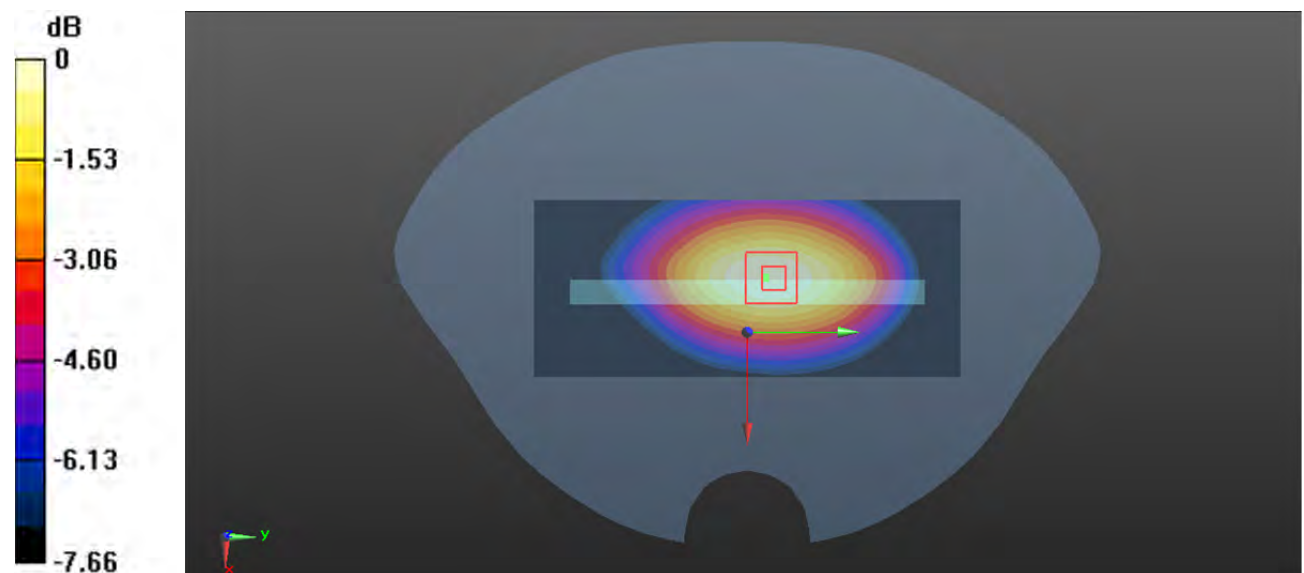
Zoom Scan (5x5x7)/Cube 0: Measurement grid: dx=8mm, dy=8mm, dz=5mm

Reference Value = 16.80 V/m; Power Drift = 0.01 dB

Peak SAR (extrapolated) = 0.377 W/kg

SAR(1 g) = 0.269 W/kg; SAR(10 g) = 0.199 W/kg

Maximum value of SAR (measured) = 0.336 W/kg



0 dB = 0.336 W/kg = -4.74 dBW/kg

Plot 60#: WCDMA Band 5 Mid_Body Right**DUT: Phone; Type: NITRO 55E; Serial: CR22080013-SA-S1**

Communication System: Generic WCDMA; Frequency: 836.6 MHz; Duty Cycle: 1:1

Medium parameters used: $f = 836.6$ MHz; $\sigma = 0.911$ S/m; $\epsilon_r = 41.536$; $\rho = 1000$ kg/m³

Phantom section: Flat Section

DASY5 Configuration:

- Probe: EX3DV4 - SN7522; ConvF(9.24, 9.24, 9.24) @ 836.6 MHz; Calibrated: 2022/5/6
- Sensor-Surface: 1.4mm (Mechanical Surface Detection)
- Electronics: DAE4 Sn1354; Calibrated: 2021/9/1
- Phantom: SAM 1; Type: QD000P40CC; Serial: TP:1412
- Measurement SW: DASY52, Version 52.10 (2); SEMCAD X Version 14.6.12 (7470)

Area Scan (51x121x1): Interpolated grid: dx=1.500 mm, dy=1.500 mm

Maximum value of SAR (interpolated) = 0.402 W/kg

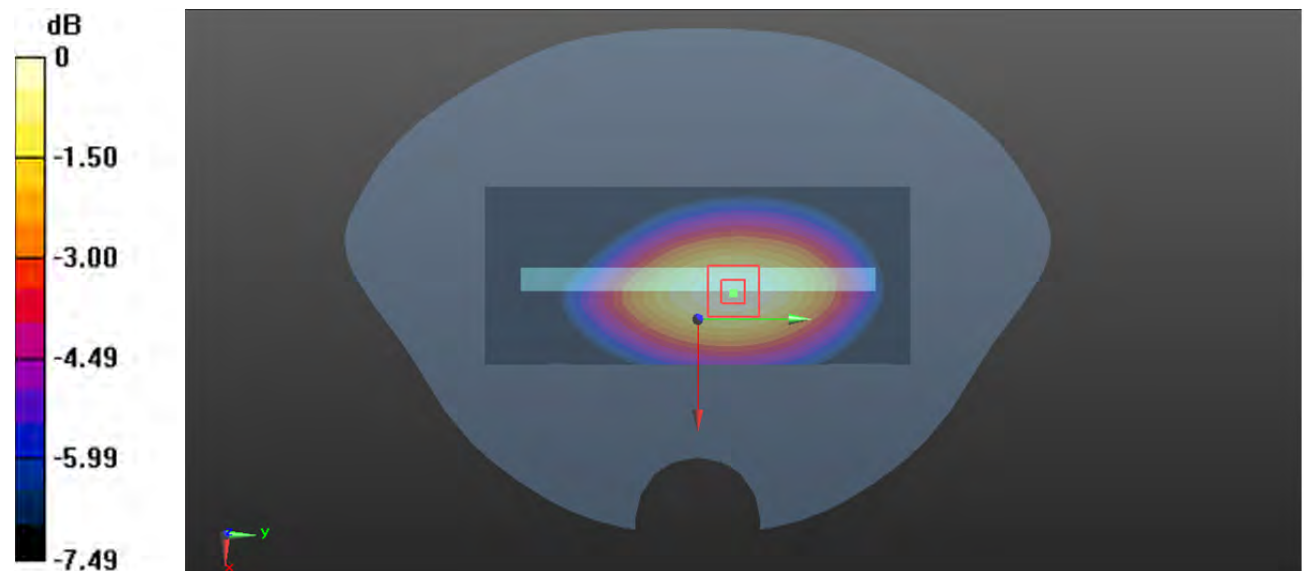
Zoom Scan (5x5x7)/Cube 0: Measurement grid: dx=8mm, dy=8mm, dz=5mm

Reference Value = 18.01 V/m; Power Drift = -0.06 dB

Peak SAR (extrapolated) = 0.450 W/kg

SAR(1 g) = 0.324 W/kg; SAR(10 g) = 0.240 W/kg

Maximum value of SAR (measured) = 0.404 W/kg



0 dB = 0.404 W/kg = -3.94 dBW/kg

Plot 61#: WCDMA Band 5 Mid_Body Bottom**DUT: Phone; Type: NITRO 55E; Serial: CR22080013-SA-S1**

Communication System: Generic WCDMA; Frequency: 836.6 MHz; Duty Cycle: 1:1

Medium parameters used: $f = 836.6$ MHz; $\sigma = 0.911$ S/m; $\epsilon_r = 41.536$; $\rho = 1000$ kg/m³

Phantom section: Flat Section

DASY5 Configuration:

- Probe: EX3DV4 - SN7522; ConvF(9.24, 9.24, 9.24) @ 836.6 MHz; Calibrated: 2022/5/6
- Sensor-Surface: 1.4mm (Mechanical Surface Detection)
- Electronics: DAE4 Sn1354; Calibrated: 2021/9/1
- Phantom: SAM 1; Type: QD000P40CC; Serial: TP:1412
- Measurement SW: DASY52, Version 52.10 (2); SEMCAD X Version 14.6.12 (7470)

Area Scan (51x81x1): Interpolated grid: dx=1.500 mm, dy=1.500 mm

Maximum value of SAR (interpolated) = 0.143 W/kg

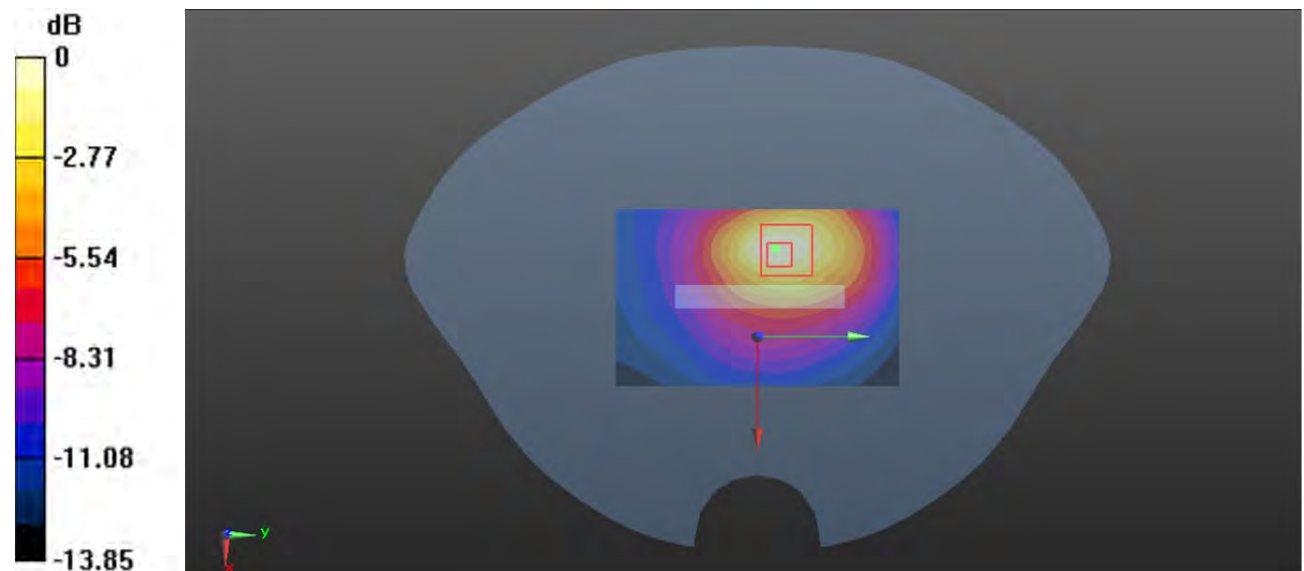
Zoom Scan (5x5x7)/Cube 0: Measurement grid: dx=8mm, dy=8mm, dz=5mm

Reference Value = 6.356 V/m; Power Drift = 0.02 dB

Peak SAR (extrapolated) = 0.219 W/kg

SAR(1 g) = 0.090 W/kg; SAR(10 g) = 0.050 W/kg

Maximum value of SAR (measured) = 0.149 W/kg



0 dB = 0.149 W/kg = -8.27 dBW/kg

Plot 62#: LTE Band 2 1RB_Mid_Head Left Cheek**DUT: Phone; Type: NITRO 55E; Serial: CR22080013-SA-S1**

Communication System: Generic FDD-LTE; Frequency: 1880 MHz; Duty Cycle: 1:1

Medium parameters used: $f = 1880$ MHz; $\sigma = 1.411$ S/m; $\epsilon_r = 39.938$; $\rho = 1000$ kg/m³

Phantom section: Left Section

DASY5 Configuration:

- Probe: EX3DV4 - SN7522; ConvF(7.79, 7.79, 7.79) @ 1880 MHz; Calibrated: 2022/5/6
- Sensor-Surface: 1.4mm (Mechanical Surface Detection)
- Electronics: DAE4 Sn1354; Calibrated: 2021/9/1
- Phantom: SAM 1; Type: QD000P40CC; Serial: TP:1412
- Measurement SW: DASY52, Version 52.10 (2); SEMCAD X Version 14.6.12 (7470)

Area Scan (71x111x1): Interpolated grid: dx=1.500 mm, dy=1.500 mm

Maximum value of SAR (interpolated) = 0.308 W/kg


Zoom Scan (5x5x7)/Cube 0: Measurement grid: dx=8mm, dy=8mm, dz=5mm

Reference Value = 6.773 V/m; Power Drift = -0.20 dB

Peak SAR (extrapolated) = 0.362 W/kg

SAR(1 g) = 0.246 W/kg; SAR(10 g) = 0.160 W/kg

Maximum value of SAR (measured) = 0.323 W/kg



0 dB = 0.323 W/kg = -4.91 dBW/kg

Plot 63#: LTE Band 2 50%RB_Mid_Head Left Cheek**DUT: Phone; Type: NITRO 55E; Serial: CR22080013-SA-S1**

Communication System: Generic FDD-LTE; Frequency: 1880 MHz; Duty Cycle: 1:1

Medium parameters used: $f = 1880$ MHz; $\sigma = 1.411$ S/m; $\epsilon_r = 39.938$; $\rho = 1000$ kg/m³

Phantom section: Left Section

DASY5 Configuration:

- Probe: EX3DV4 - SN7522; ConvF(7.79, 7.79, 7.79) @ 1880 MHz; Calibrated: 2022/5/6
- Sensor-Surface: 1.4mm (Mechanical Surface Detection)
- Electronics: DAE4 Sn1354; Calibrated: 2021/9/1
- Phantom: SAM 1; Type: QD000P40CC; Serial: TP:1412
- Measurement SW: DASY52, Version 52.10 (2); SEMCAD X Version 14.6.12 (7470)

Area Scan (71x111x1): Interpolated grid: dx=1.500 mm, dy=1.500 mm

Maximum value of SAR (interpolated) = 0.227 W/kg


Zoom Scan (5x5x7)/Cube 0: Measurement grid: dx=8mm, dy=8mm, dz=5mm

Reference Value = 5.762 V/m; Power Drift = 0.24 dB

Peak SAR (extrapolated) = 0.275 W/kg

SAR(1 g) = 0.187 W/kg; SAR(10 g) = 0.122 W/kg

Maximum value of SAR (measured) = 0.256 W/kg



0 dB = 0.256 W/kg = -5.92 dBW/kg

Plot 64#: LTE Band 2 1RB_Mid_Head Left Tilt**DUT: Phone; Type: NITRO 55E; Serial: CR22080013-SA-S1**

Communication System: Generic FDD-LTE; Frequency: 1880 MHz; Duty Cycle: 1:1

Medium parameters used: $f = 1880$ MHz; $\sigma = 1.411$ S/m; $\epsilon_r = 39.938$; $\rho = 1000$ kg/m³

Phantom section: Left Section

DASY5 Configuration:

- Probe: EX3DV4 - SN7522; ConvF(7.79, 7.79, 7.79) @ 1880 MHz; Calibrated: 2022/5/6
- Sensor-Surface: 1.4mm (Mechanical Surface Detection)
- Electronics: DAE4 Sn1354; Calibrated: 2021/9/1
- Phantom: SAM 1; Type: QD000P40CC; Serial: TP:1412
- Measurement SW: DASY52, Version 52.10 (2); SEMCAD X Version 14.6.12 (7470)

Area Scan (61x111x1): Interpolated grid: dx=1.500 mm, dy=1.500 mm

Maximum value of SAR (interpolated) = 0.193 W/kg

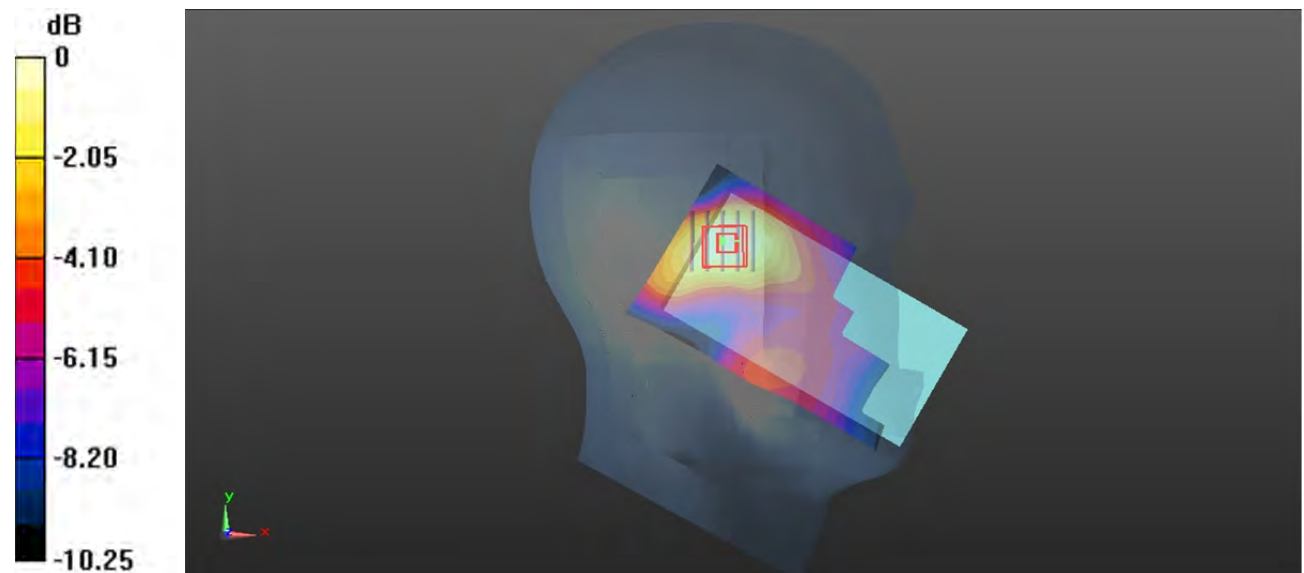
Zoom Scan (5x5x7)/Cube 0: Measurement grid: dx=8mm, dy=8mm, dz=5mm

Reference Value = 9.199 V/m; Power Drift = 0.19 dB

Peak SAR (extrapolated) = 0.206 W/kg

SAR(1 g) = 0.132 W/kg; SAR(10 g) = 0.082 W/kg

Maximum value of SAR (measured) = 0.178 W/kg



0 dB = 0.178 W/kg = -7.50 dBW/kg

Plot 65#: LTE Band 2 50%RB Mid_ Head Left Tilt**DUT: Phone; Type: NITRO 55E; Serial: CR22080013-SA-S1**

Communication System: Generic FDD-LTE; Frequency: 1880 MHz; Duty Cycle: 1:1

Medium parameters used: $f = 1880$ MHz; $\sigma = 1.411$ S/m; $\epsilon_r = 39.938$; $\rho = 1000$ kg/m³

Phantom section: Left Section

DASY5 Configuration:

- Probe: EX3DV4 - SN7522; ConvF(7.79, 7.79, 7.79) @ 1880 MHz; Calibrated: 2022/5/6
- Sensor-Surface: 1.4mm (Mechanical Surface Detection)
- Electronics: DAE4 Sn1354; Calibrated: 2021/9/1
- Phantom: SAM 1; Type: QD000P40CC; Serial: TP:1412
- Measurement SW: DASY52, Version 52.10 (2); SEMCAD X Version 14.6.12 (7470)

Area Scan (61x111x1): Interpolated grid: dx=1.500 mm, dy=1.500 mm

Maximum value of SAR (interpolated) = 0.148 W/kg

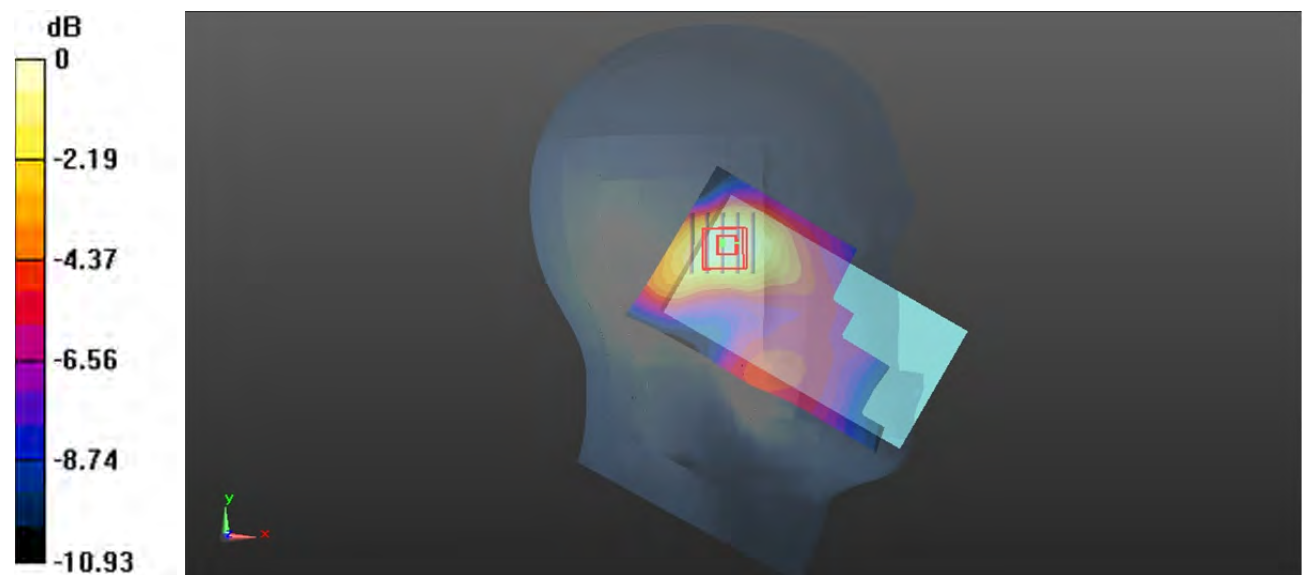
Zoom Scan (5x5x7)/Cube 0: Measurement grid: dx=8mm, dy=8mm, dz=5mm

Reference Value = 8.198 V/m; Power Drift = 0.02 dB

Peak SAR (extrapolated) = 0.157 W/kg

SAR(1 g) = 0.100 W/kg; SAR(10 g) = 0.062 W/kg

Maximum value of SAR (measured) = 0.135 W/kg



0 dB = 0.135 W/kg = -8.70 dBW/kg

Plot 66#: LTE Band 2 1RB_Mid_Head Right Cheek**DUT: Phone; Type: NITRO 55E; Serial: CR22080013-SA-S1**

Communication System: Generic FDD-LTE; Frequency: 1880 MHz; Duty Cycle: 1:1

Medium parameters used: $f = 1880$ MHz; $\sigma = 1.411$ S/m; $\epsilon_r = 39.938$; $\rho = 1000$ kg/m³

Phantom section: Right Section

DASY5 Configuration:

- Probe: EX3DV4 - SN7522; ConvF(7.79, 7.79, 7.79) @ 1880 MHz; Calibrated: 2022/5/6
- Sensor-Surface: 1.4mm (Mechanical Surface Detection)
- Electronics: DAE4 Sn1354; Calibrated: 2021/9/1
- Phantom: SAM 1; Type: QD000P40CC; Serial: TP:1412
- Measurement SW: DASY52, Version 52.10 (2); SEMCAD X Version 14.6.12 (7470)

Area Scan (61x111x1): Interpolated grid: dx=1.500 mm, dy=1.500 mm

Maximum value of SAR (interpolated) = 0.360 W/kg


Zoom Scan (5x5x7)/Cube 0: Measurement grid: dx=8mm, dy=8mm, dz=5mm

Reference Value = 5.240 V/m; Power Drift = 0.08 dB

Peak SAR (extrapolated) = 0.388 W/kg

SAR(1 g) = 0.258 W/kg; SAR(10 g) = 0.159 W/kg

Maximum value of SAR (measured) = 0.332 W/kg



0 dB = 0.332 W/kg = -4.79 dBW/kg

Plot 67#: LTE Band 2 50%RB_Mid_Head Right Check**DUT: Phone; Type: NITRO 55E; Serial: CR22080013-SA-S1**

Communication System: Generic FDD-LTE; Frequency: 1880 MHz; Duty Cycle: 1:1

Medium parameters used: $f = 1880$ MHz; $\sigma = 1.411$ S/m; $\epsilon_r = 39.938$; $\rho = 1000$ kg/m³

Phantom section: Right Section

DASY5 Configuration:

- Probe: EX3DV4 - SN7522; ConvF(7.79, 7.79, 7.79) @ 1880 MHz; Calibrated: 2022/5/6
- Sensor-Surface: 1.4mm (Mechanical Surface Detection)
- Electronics: DAE4 Sn1354; Calibrated: 2021/9/1
- Phantom: SAM 1; Type: QD000P40CC; Serial: TP:1412
- Measurement SW: DASY52, Version 52.10 (2); SEMCAD X Version 14.6.12 (7470)

Area Scan (61x111x1): Interpolated grid: dx=1.500 mm, dy=1.500 mm

Maximum value of SAR (interpolated) = 0.273 W/kg


Zoom Scan (5x5x7)/Cube 0: Measurement grid: dx=8mm, dy=8mm, dz=5mm

Reference Value = 4.610 V/m; Power Drift = -0.01 dB

Peak SAR (extrapolated) = 0.297 W/kg

SAR(1 g) = 0.198 W/kg; SAR(10 g) = 0.122 W/kg

Maximum value of SAR (measured) = 0.256 W/kg



0 dB = 0.256 W/kg = -5.92 dBW/kg

Plot 68#: LTE Band 2 1 RB_Mid_Head Right Tilt**DUT: Phone; Type: NITRO 55E; Serial: CR22080013-SA-S1**

Communication System: Generic FDD-LTE; Frequency: 1880 MHz; Duty Cycle: 1:1

Medium parameters used: $f = 1880$ MHz; $\sigma = 1.411$ S/m; $\epsilon_r = 39.938$; $\rho = 1000$ kg/m³

Phantom section: Right Section

DASY5 Configuration:

- Probe: EX3DV4 - SN7522; ConvF(7.79, 7.79, 7.79) @ 1880 MHz; Calibrated: 2022/5/6
- Sensor-Surface: 1.4mm (Mechanical Surface Detection)
- Electronics: DAE4 Sn1354; Calibrated: 2021/9/1
- Phantom: SAM 1; Type: QD000P40CC; Serial: TP:1412
- Measurement SW: DASY52, Version 52.10 (2); SEMCAD X Version 14.6.12 (7470)

Area Scan (61x111x1): Interpolated grid: dx=1.500 mm, dy=1.500 mm

Maximum value of SAR (interpolated) = 0.141 W/kg


Zoom Scan (5x5x7)/Cube 0: Measurement grid: dx=8mm, dy=8mm, dz=5mm

Reference Value = 8.262 V/m; Power Drift = 0.17 dB

Peak SAR (extrapolated) = 0.168 W/kg

SAR(1 g) = 0.101 W/kg; SAR(10 g) = 0.061 W/kg

Maximum value of SAR (measured) = 0.141 W/kg



0 dB = 0.141 W/kg = -8.51 dBW/kg

Plot 69#: LTE Band 2 50%RB_Mid_Head Right Tilt**DUT: Phone; Type: NITRO 55E; Serial: CR22080013-SA-S1**

Communication System: Generic FDD-LTE; Frequency: 1880 MHz; Duty Cycle: 1:1

Medium parameters used: $f = 1880$ MHz; $\sigma = 1.411$ S/m; $\epsilon_r = 39.938$; $\rho = 1000$ kg/m³

Phantom section: Right Section

DASY5 Configuration:

- Probe: EX3DV4 - SN7522; ConvF(7.79, 7.79, 7.79) @ 1880 MHz; Calibrated: 2022/5/6
- Sensor-Surface: 1.4mm (Mechanical Surface Detection)
- Electronics: DAE4 Sn1354; Calibrated: 2021/9/1
- Phantom: SAM 1; Type: QD000P40CC; Serial: TP:1412
- Measurement SW: DASY52, Version 52.10 (2); SEMCAD X Version 14.6.12 (7470)

Area Scan (61x111x1): Interpolated grid: dx=1.500 mm, dy=1.500 mm

Maximum value of SAR (interpolated) = 0.107 W/kg


Zoom Scan (5x5x7)/Cube 0: Measurement grid: dx=8mm, dy=8mm, dz=5mm

Reference Value = 7.215 V/m; Power Drift = 0.04 dB

Peak SAR (extrapolated) = 0.133 W/kg

SAR(1 g) = 0.077 W/kg; SAR(10 g) = 0.046 W/kg

Maximum value of SAR (measured) = 0.112 W/kg



0 dB = 0.112 W/kg = -9.51 dBW/kg

Plot 70#: LTE Band 2 1RB_Mid_Body Front**DUT: Phone; Type: NITRO 55E; Serial: CR22080013-SA-S1**

Communication System: Generic FDD-LTE; Frequency: 1880 MHz; Duty Cycle: 1:1

Medium parameters used: $f = 1880$ MHz; $\sigma = 1.411$ S/m; $\epsilon_r = 39.938$; $\rho = 1000$ kg/m³

Phantom section: Flat Section

DASY5 Configuration:

- Probe: EX3DV4 - SN7522; ConvF(7.79, 7.79, 7.79) @ 1880 MHz; Calibrated: 2022/5/6
- Sensor-Surface: 1.4mm (Mechanical Surface Detection)
- Electronics: DAE4 Sn1354; Calibrated: 2021/9/1
- Phantom: SAM 1; Type: QD000P40CC; Serial: TP:1412
- Measurement SW: DASY52, Version 52.10 (2); SEMCAD X Version 14.6.12 (7470)

Area Scan (71x121x1): Interpolated grid: dx=1.500 mm, dy=1.500 mm

Maximum value of SAR (interpolated) = 0.992 W/kg

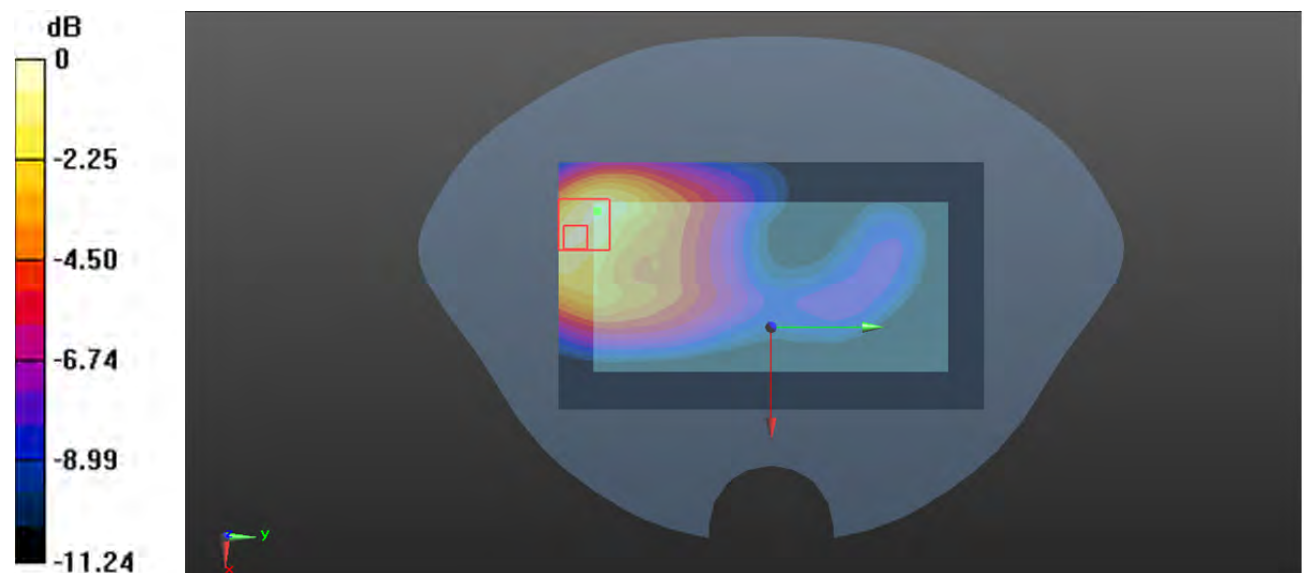
Zoom Scan (5x5x7)/Cube 0: Measurement grid: dx=8mm, dy=8mm, dz=5mm

Reference Value = 8.982 V/m; Power Drift = -0.12 dB

Peak SAR (extrapolated) = 1.36 W/kg

SAR(1 g) = 0.740 W/kg; SAR(10 g) = 0.395 W/kg

Maximum value of SAR (measured) = 1.13 W/kg



0 dB = 1.13 W/kg = 0.53 dBW/kg

Plot 71#: LTE Band 2 50%RB_Mid_Body Front**DUT: Phone; Type: NITRO 55E; Serial: CR22080013-SA-S1**

Communication System: Generic FDD-LTE; Frequency: 1880 MHz; Duty Cycle: 1:1

Medium parameters used: $f = 1880$ MHz; $\sigma = 1.411$ S/m; $\epsilon_r = 39.938$; $\rho = 1000$ kg/m³

Phantom section: Flat Section

DASY5 Configuration:

- Probe: EX3DV4 - SN7522; ConvF(7.79, 7.79, 7.79) @ 1880 MHz; Calibrated: 2022/5/6
- Sensor-Surface: 1.4mm (Mechanical Surface Detection)
- Electronics: DAE4 Sn1354; Calibrated: 2021/9/1
- Phantom: SAM 1; Type: QD000P40CC; Serial: TP:1412
- Measurement SW: DASY52, Version 52.10 (2); SEMCAD X Version 14.6.12 (7470)

Area Scan (71x121x1): Interpolated grid: dx=1.500 mm, dy=1.500 mm

Maximum value of SAR (interpolated) = 0.758 W/kg

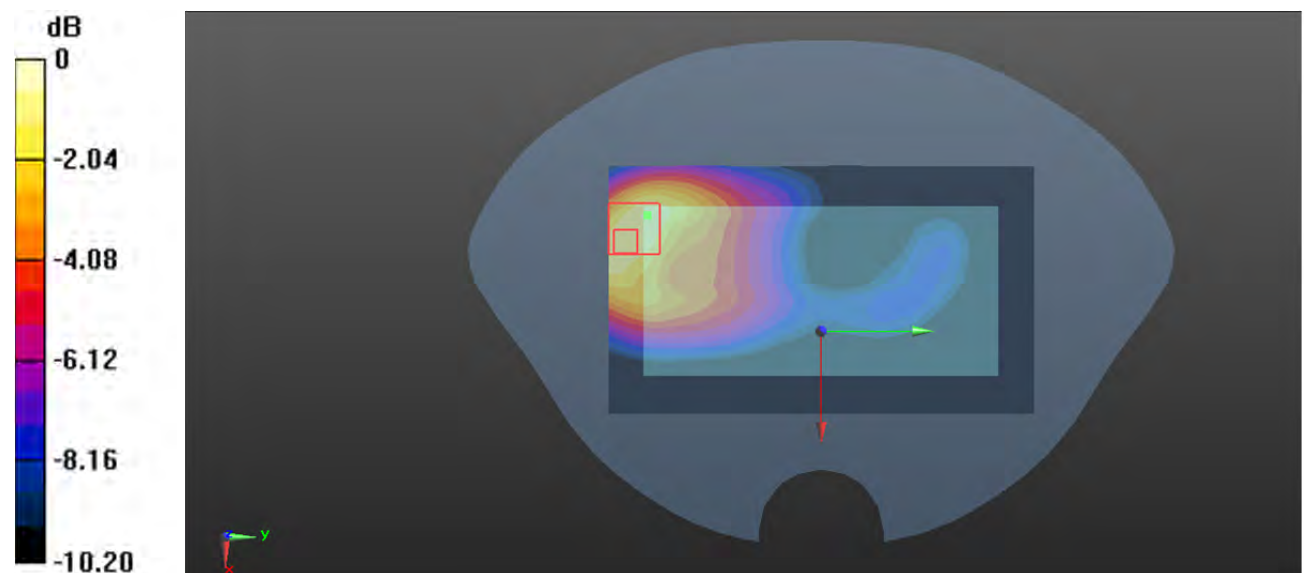
Zoom Scan (5x5x7)/Cube 0: Measurement grid: dx=8mm, dy=8mm, dz=5mm

Reference Value = 7.722 V/m; Power Drift = -0.07 dB

Peak SAR (extrapolated) = 1.06 W/kg

SAR(1 g) = 0.572 W/kg; SAR(10 g) = 0.303 W/kg

Maximum value of SAR (measured) = 0.874 W/kg



0 dB = 0.874 W/kg = -0.58 dBW/kg

Plot 72#: LTE Band 2 1RB Low_ Body Back**DUT: Phone; Type: NITRO 55E; Serial: CR22080013-SA-S1**

Communication System: Generic FDD-LTE; Frequency: 1860 MHz; Duty Cycle: 1:1

Medium parameters used: $f = 1860$ MHz; $\sigma = 1.398$ S/m; $\epsilon_r = 40.109$; $\rho = 1000$ kg/m³

Phantom section: Flat Section

DASY5 Configuration:

- Probe: EX3DV4 - SN7522; ConvF(7.79, 7.79, 7.79) @ 1860 MHz; Calibrated: 2022/5/6
- Sensor-Surface: 1.4mm (Mechanical Surface Detection)
- Electronics: DAE4 Sn1354; Calibrated: 2021/9/1
- Phantom: SAM 1; Type: QD000P40CC; Serial: TP:1412
- Measurement SW: DASY52, Version 52.10 (2); SEMCAD X Version 14.6.12 (7470)

Area Scan (71x121x1): Interpolated grid: dx=1.500 mm, dy=1.500 mm

Maximum value of SAR (interpolated) = 1.22 W/kg

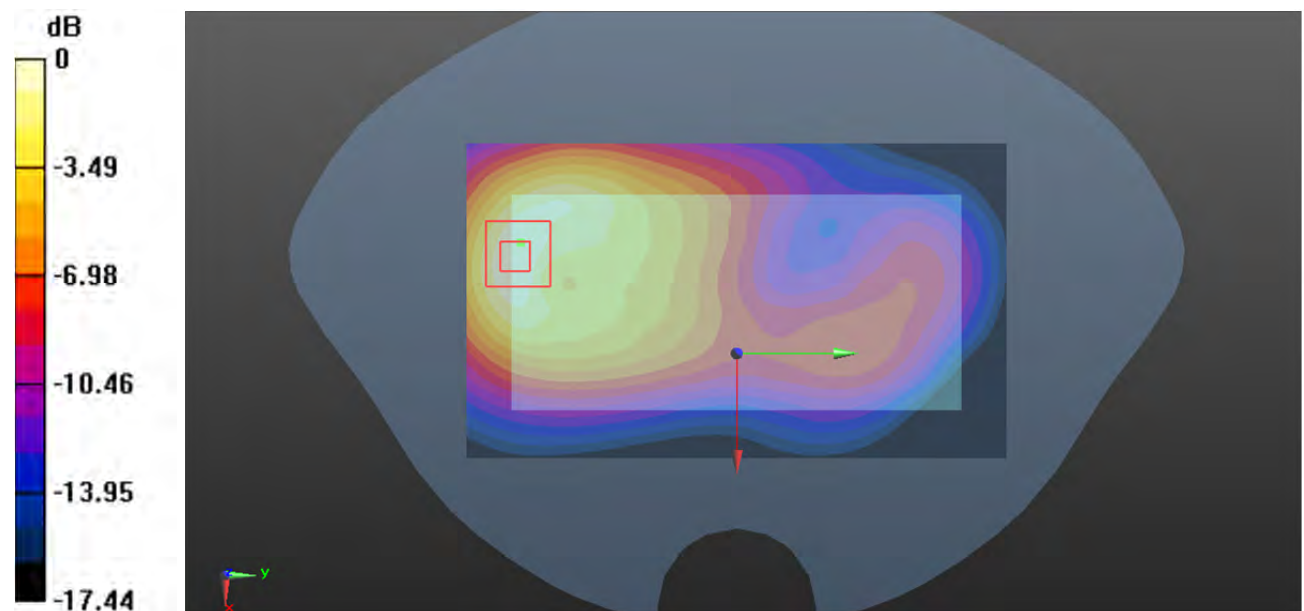
Zoom Scan (5x5x7)/Cube 0: Measurement grid: dx=8mm, dy=8mm, dz=5mm

Reference Value = 10.62 V/m; Power Drift = 0.10 dB

Peak SAR (extrapolated) = 1.50 W/kg

SAR(1 g) = 0.823 W/kg; SAR(10 g) = 0.455 W/kg

Maximum value of SAR (measured) = 1.23 W/kg



0 dB = 1.23 W/kg = 0.90 dBW/kg

Plot 73#: LTE Band 2 1RB_Mid_Body Back**DUT: Phone; Type: NITRO 55E; Serial: CR22080013-SA-S1**

Communication System: Generic FDD-LTE; Frequency: 1880 MHz; Duty Cycle: 1:1

Medium parameters used: $f = 1880$ MHz; $\sigma = 1.411$ S/m; $\epsilon_r = 39.938$; $\rho = 1000$ kg/m³

Phantom section: Flat Section

DASY5 Configuration:

- Probe: EX3DV4 - SN7522; ConvF(7.79, 7.79, 7.79) @ 1880 MHz; Calibrated: 2022/5/6
- Sensor-Surface: 1.4mm (Mechanical Surface Detection)
- Electronics: DAE4 Sn1354; Calibrated: 2021/9/1
- Phantom: SAM 1; Type: QD000P40CC; Serial: TP:1412
- Measurement SW: DASY52, Version 52.10 (2); SEMCAD X Version 14.6.12 (7470)

Area Scan (71x121x1): Interpolated grid: dx=1.500 mm, dy=1.500 mm

Maximum value of SAR (interpolated) = 1.64 W/kg

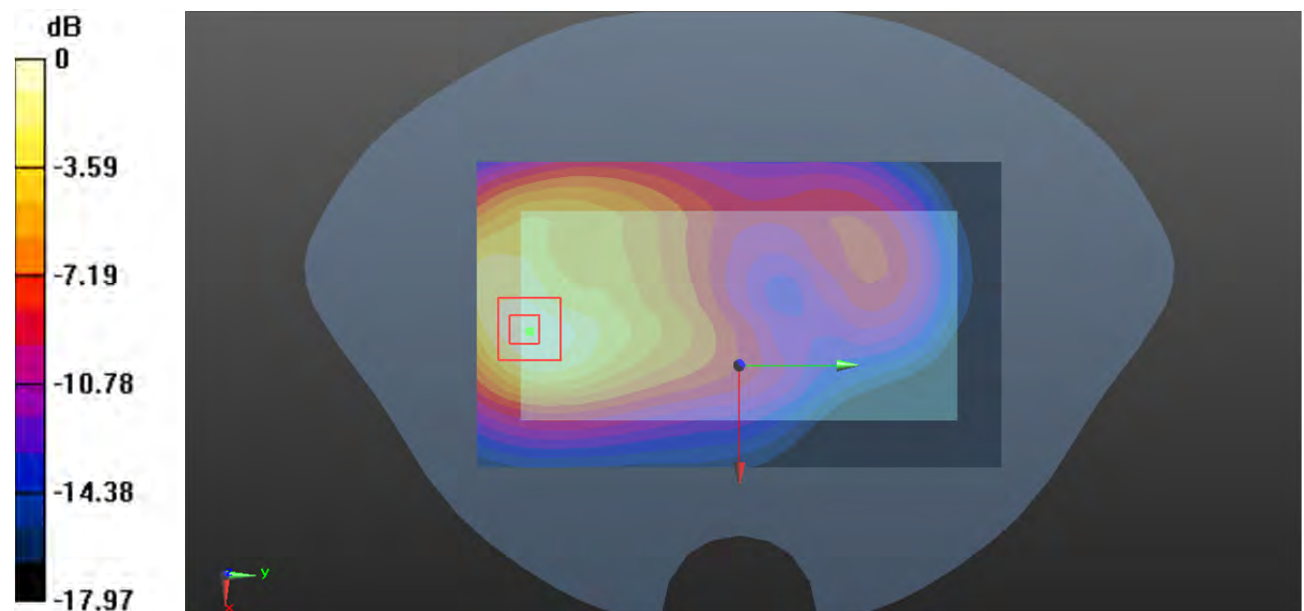
Zoom Scan (5x5x7)/Cube 0: Measurement grid: dx=8mm, dy=8mm, dz=5mm

Reference Value = 9.998 V/m; Power Drift = 0.04 dB

Peak SAR (extrapolated) = 1.90 W/kg

SAR(1 g) = 1.06 W/kg; SAR(10 g) = 0.596 W/kg

Maximum value of SAR (measured) = 1.59 W/kg



0 dB = 1.59 W/kg = 2.01 dBW/kg

Plot 74#: LTE Band 2 1RB High_ Body Back**DUT: Phone; Type: NITRO 55E; Serial: CR22080013-SA-S1**

Communication System: Generic FDD-LTE; Frequency: 1900 MHz; Duty Cycle: 1:1

Medium parameters used: $f = 1900$ MHz; $\sigma = 1.428$ S/m; $\epsilon_r = 39.819$; $\rho = 1000$ kg/m³

Phantom section: Flat Section

DASY5 Configuration:

- Probe: EX3DV4 - SN7522; ConvF(7.79, 7.79, 7.79) @ 1900 MHz; Calibrated: 2022/5/6
- Sensor-Surface: 1.4mm (Mechanical Surface Detection)
- Electronics: DAE4 Sn1354; Calibrated: 2021/9/1
- Phantom: SAM 1; Type: QD000P40CC; Serial: TP:1412
- Measurement SW: DASY52, Version 52.10 (2); SEMCAD X Version 14.6.12 (7470)

Area Scan (71x121x1): Interpolated grid: dx=1.500 mm, dy=1.500 mm

Maximum value of SAR (interpolated) = 1.02 W/kg

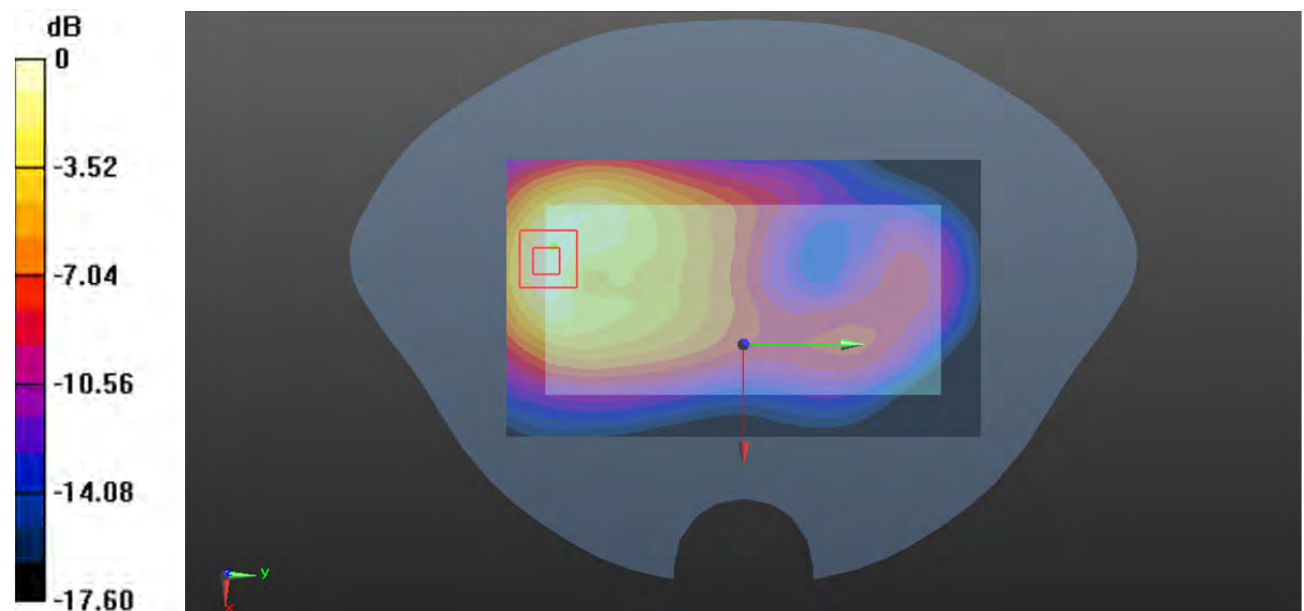
Zoom Scan (5x5x7)/Cube 0: Measurement grid: dx=8mm, dy=8mm, dz=5mm

Reference Value = 9.751 V/m; Power Drift = -0.08 dB

Peak SAR (extrapolated) = 1.25 W/kg

SAR(1 g) = 0.687 W/kg; SAR(10 g) = 0.375 W/kg

Maximum value of SAR (measured) = 1.03 W/kg



0 dB = 1.03 W/kg = 0.13 dBW/kg

Plot 75#: LTE Band 2 50%RB Low_ Body Back**DUT: Phone; Type: NITRO 55E; Serial: CR22080013-SA-S1**

Communication System: Generic FDD-LTE; Frequency: 1860 MHz; Duty Cycle: 1:1

Medium parameters used: $f = 1860$ MHz; $\sigma = 1.398$ S/m; $\epsilon_r = 40.109$; $\rho = 1000$ kg/m³

Phantom section: Flat Section

DASY5 Configuration:

- Probe: EX3DV4 - SN7522; ConvF(7.79, 7.79, 7.79) @ 1860 MHz; Calibrated: 2022/5/6
- Sensor-Surface: 1.4mm (Mechanical Surface Detection)
- Electronics: DAE4 Sn1354; Calibrated: 2021/9/1
- Phantom: SAM 1; Type: QD000P40CC; Serial: TP:1412
- Measurement SW: DASY52, Version 52.10 (2); SEMCAD X Version 14.6.12 (7470)

Area Scan (71x121x1): Interpolated grid: dx=1.500 mm, dy=1.500 mm

Maximum value of SAR (interpolated) = 1.46 W/kg

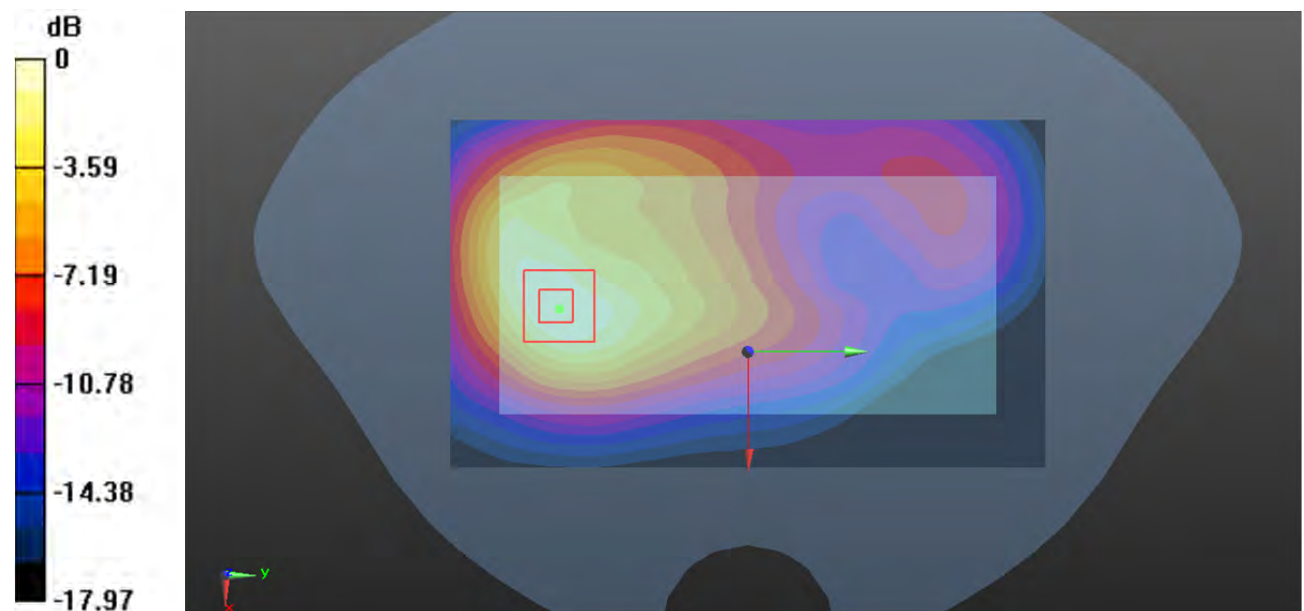
Zoom Scan (5x5x7)/Cube 0: Measurement grid: dx=8mm, dy=8mm, dz=5mm

Reference Value = 12.87 V/m; Power Drift = 0.04 dB

Peak SAR (extrapolated) = 1.63 W/kg

SAR(1 g) = 0.899 W/kg; SAR(10 g) = 0.498 W/kg

Maximum value of SAR (measured) = 1.36 W/kg



0 dB = 1.36 W/kg = 1.34 dBW/kg

Plot 76#: LTE Band 2 50%RB_Mid_Body Back**DUT: Phone; Type: NITRO 55E; Serial: CR22080013-SA-S1**

Communication System: Generic FDD-LTE; Frequency: 1880 MHz; Duty Cycle: 1:1

Medium parameters used: $f = 1880$ MHz; $\sigma = 1.411$ S/m; $\epsilon_r = 39.938$; $\rho = 1000$ kg/m³

Phantom section: Flat Section

DASY5 Configuration:

- Probe: EX3DV4 - SN7522; ConvF(7.79, 7.79, 7.79) @ 1880 MHz; Calibrated: 2022/5/6
- Sensor-Surface: 1.4mm (Mechanical Surface Detection)
- Electronics: DAE4 Sn1354; Calibrated: 2021/9/1
- Phantom: SAM 1; Type: QD000P40CC; Serial: TP:1412
- Measurement SW: DASY52, Version 52.10 (2); SEMCAD X Version 14.6.12 (7470)

Area Scan (71x121x1): Interpolated grid: dx=1.500 mm, dy=1.500 mm

Maximum value of SAR (interpolated) = 1.32 W/kg

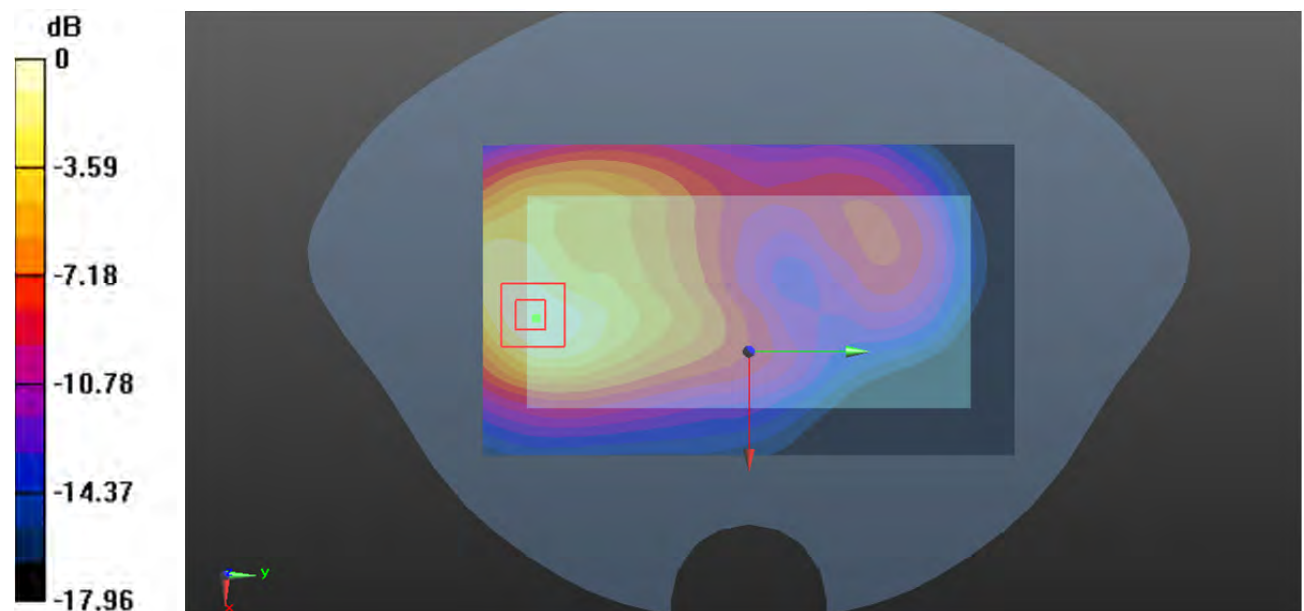
Zoom Scan (5x5x7)/Cube 0: Measurement grid: dx=8mm, dy=8mm, dz=5mm

Reference Value = 8.857 V/m; Power Drift = -0.03 dB

Peak SAR (extrapolated) = 1.49 W/kg

SAR(1 g) = 0.832 W/kg; SAR(10 g) = 0.466 W/kg

Maximum value of SAR (measured) = 1.23 W/kg



0 dB = 1.23 W/kg = 0.90 dBW/kg

Plot 77#: LTE Band 2 50%RB High_ Body Back**DUT: Phone; Type: NITRO 55E; Serial: CR22080013-SA-S1**

Communication System: Generic FDD-LTE; Frequency: 1900 MHz; Duty Cycle: 1:1

Medium parameters used: $f = 1900$ MHz; $\sigma = 1.428$ S/m; $\epsilon_r = 39.819$; $\rho = 1000$ kg/m³

Phantom section: Flat Section

DASY5 Configuration:

- Probe: EX3DV4 - SN7522; ConvF(7.79, 7.79, 7.79) @ 1900 MHz; Calibrated: 2022/5/6
- Sensor-Surface: 1.4mm (Mechanical Surface Detection)
- Electronics: DAE4 Sn1354; Calibrated: 2021/9/1
- Phantom: SAM 1; Type: QD000P40CC; Serial: TP:1412
- Measurement SW: DASY52, Version 52.10 (2); SEMCAD X Version 14.6.12 (7470)

Area Scan (71x121x1): Interpolated grid: dx=1.500 mm, dy=1.500 mm

Maximum value of SAR (interpolated) = 1.20 W/kg

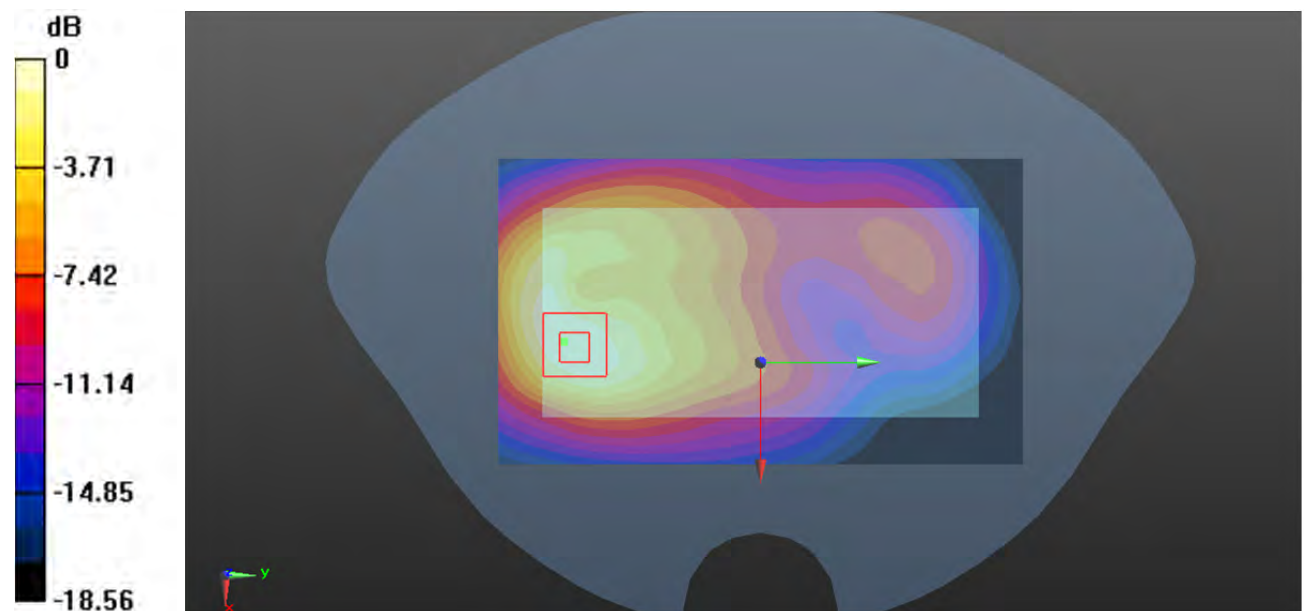
Zoom Scan (5x5x7)/Cube 0: Measurement grid: dx=8mm, dy=8mm, dz=5mm

Reference Value = 9.988 V/m; Power Drift = -0.00 dB

Peak SAR (extrapolated) = 1.46 W/kg

SAR(1 g) = 0.812 W/kg; SAR(10 g) = 0.452 W/kg

Maximum value of SAR (measured) = 1.21 W/kg



0 dB = 1.21 W/kg = 0.83 dBW/kg

Plot 78#: LTE Band 2 100%RB_Mid_Body Back**DUT: Phone; Type: NITRO 55E; Serial: CR22080013-SA-S1**

Communication System: Generic FDD-LTE; Frequency: 1880 MHz; Duty Cycle: 1:1

Medium parameters used: $f = 1880$ MHz; $\sigma = 1.411$ S/m; $\epsilon_r = 39.938$; $\rho = 1000$ kg/m³

Phantom section: Flat Section

DASY5 Configuration:

- Probe: EX3DV4 - SN7522; ConvF(7.79, 7.79, 7.79) @ 1880 MHz; Calibrated: 2022/5/6
- Sensor-Surface: 1.4mm (Mechanical Surface Detection)
- Electronics: DAE4 Sn1354; Calibrated: 2021/9/1
- Phantom: SAM 1; Type: QD000P40CC; Serial: TP:1412
- Measurement SW: DASY52, Version 52.10 (2); SEMCAD X Version 14.6.12 (7470)

Area Scan (71x121x1): Interpolated grid: dx=1.500 mm, dy=1.500 mm

Maximum value of SAR (interpolated) = 1.14 W/kg

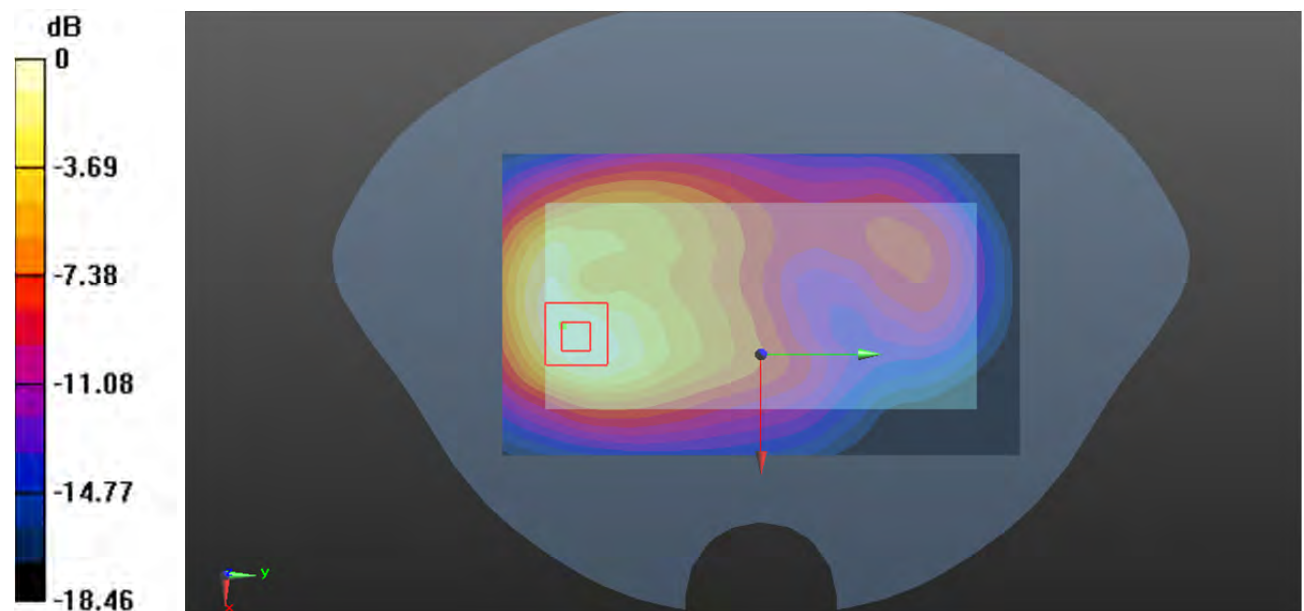
Zoom Scan (5x5x7)/Cube 0: Measurement grid: dx=8mm, dy=8mm, dz=5mm

Reference Value = 9.720 V/m; Power Drift = 0.15 dB

Peak SAR (extrapolated) = 1.43 W/kg

SAR(1 g) = 0.792 W/kg; SAR(10 g) = 0.438 W/kg

Maximum value of SAR (measured) = 1.16 W/kg



0 dB = 1.16 W/kg = 0.64 dBW/kg

Plot 79#: LTE Band 2 1RB_Mid_Body Left**DUT: Phone; Type: NITRO 55E; Serial: CR22080013-SA-S1**

Communication System: Generic FDD-LTE; Frequency: 1880 MHz; Duty Cycle: 1:1

Medium parameters used: $f = 1880$ MHz; $\sigma = 1.411$ S/m; $\epsilon_r = 39.938$; $\rho = 1000$ kg/m³

Phantom section: Flat Section

DASY5 Configuration:

- Probe: EX3DV4 - SN7522; ConvF(7.79, 7.79, 7.79) @ 1880 MHz; Calibrated: 2022/5/6
- Sensor-Surface: 1.4mm (Mechanical Surface Detection)
- Electronics: DAE4 Sn1354; Calibrated: 2021/9/1
- Phantom: SAM 1; Type: QD000P40CC; Serial: TP:1412
- Measurement SW: DASY52, Version 52.10 (2); SEMCAD X Version 14.6.12 (7470)

Area Scan (41x121x1): Interpolated grid: dx=1.500 mm, dy=1.500 mm

Maximum value of SAR (interpolated) = 0.413 W/kg

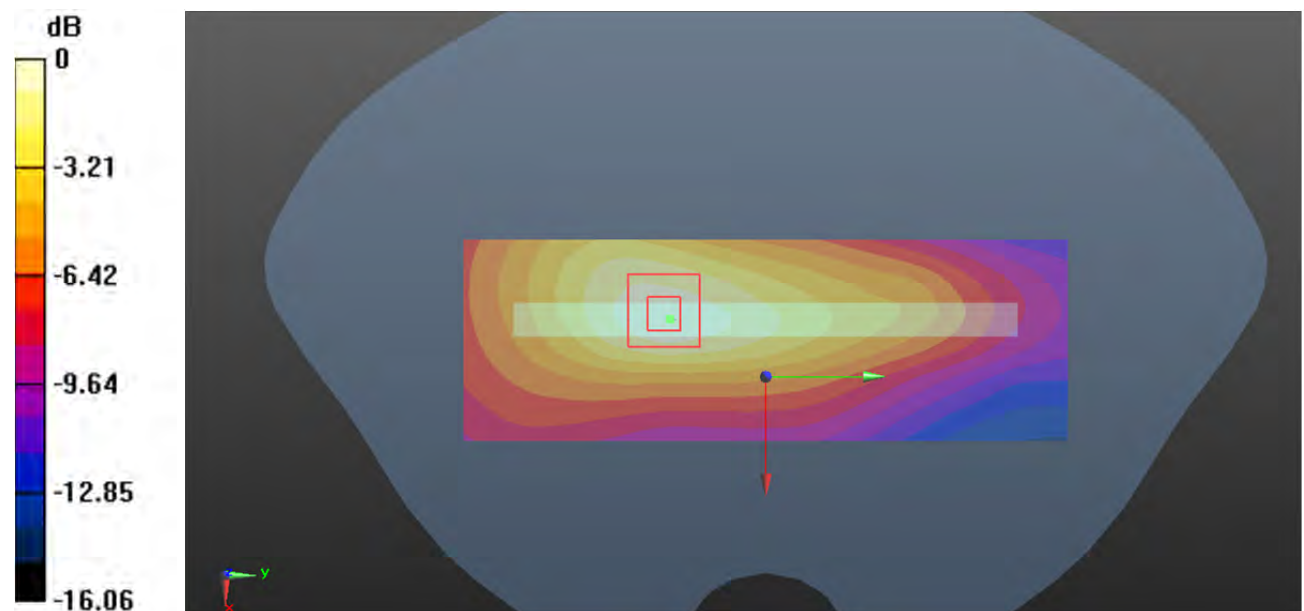
Zoom Scan (5x5x7)/Cube 0: Measurement grid: dx=8mm, dy=8mm, dz=5mm

Reference Value = 12.36 V/m; Power Drift = 0.02 dB

Peak SAR (extrapolated) = 0.529 W/kg

SAR(1 g) = 0.287 W/kg; SAR(10 g) = 0.164 W/kg

Maximum value of SAR (measured) = 0.435 W/kg



0 dB = 0.435 W/kg = -3.62 dBW/kg

Plot 80#: LTE Band 2 50%RB_Mid_Body Left**DUT: Phone; Type: NITRO 55E; Serial: CR22080013-SA-S1**

Communication System: Generic FDD-LTE; Frequency: 1880 MHz; Duty Cycle: 1:1

Medium parameters used: $f = 1880$ MHz; $\sigma = 1.411$ S/m; $\epsilon_r = 39.938$; $\rho = 1000$ kg/m³

Phantom section: Flat Section

DASY5 Configuration:

- Probe: EX3DV4 - SN7522; ConvF(7.79, 7.79, 7.79) @ 1880 MHz; Calibrated: 2022/5/6
- Sensor-Surface: 1.4mm (Mechanical Surface Detection)
- Electronics: DAE4 Sn1354; Calibrated: 2021/9/1
- Phantom: SAM 1; Type: QD000P40CC; Serial: TP:1412
- Measurement SW: DASY52, Version 52.10 (2); SEMCAD X Version 14.6.12 (7470)

Area Scan (41x121x1): Interpolated grid: dx=1.500 mm, dy=1.500 mm

Maximum value of SAR (interpolated) = 0.322 W/kg

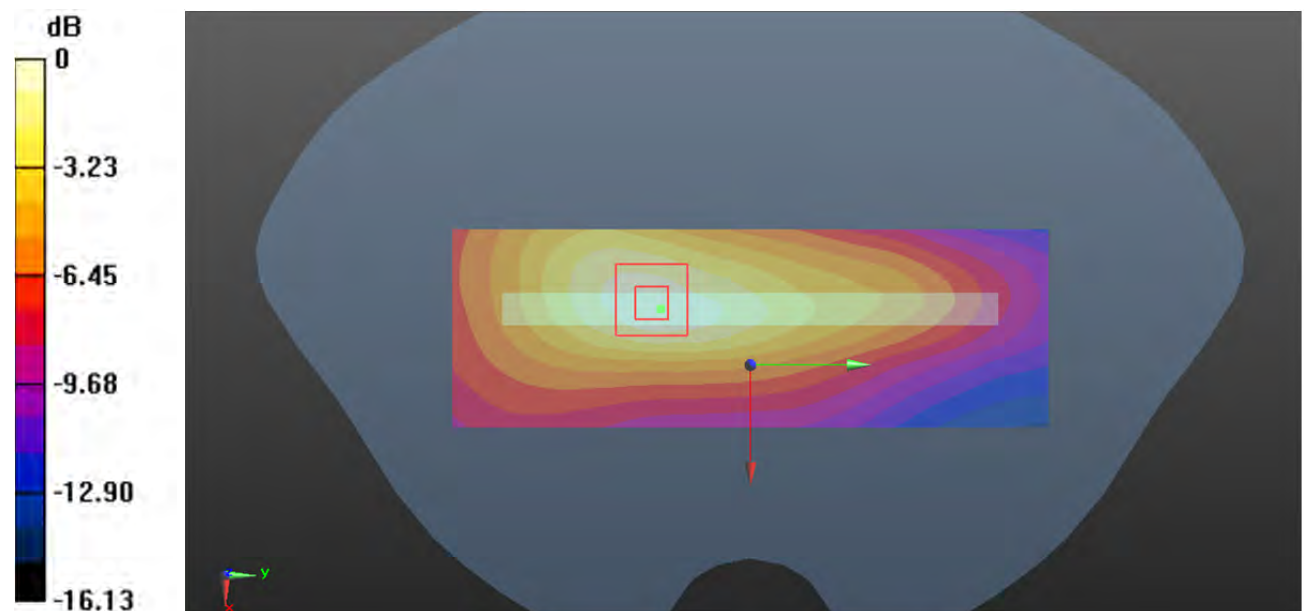
Zoom Scan (5x5x7)/Cube 0: Measurement grid: dx=8mm, dy=8mm, dz=5mm

Reference Value = 10.87 V/m; Power Drift = 0.03 dB

Peak SAR (extrapolated) = 0.408 W/kg

SAR(1 g) = 0.223 W/kg; SAR(10 g) = 0.127 W/kg

Maximum value of SAR (measured) = 0.337 W/kg



0 dB = 0.337 W/kg = -4.72 dBW/kg

Plot 81#: LTE Band 2 1RB_Mid_Body Right**DUT: Phone; Type: NITRO 55E; Serial: CR22080013-SA-S1**

Communication System: Generic FDD-LTE; Frequency: 1880 MHz; Duty Cycle: 1:1

Medium parameters used: $f = 1880$ MHz; $\sigma = 1.411$ S/m; $\epsilon_r = 39.938$; $\rho = 1000$ kg/m³

Phantom section: Flat Section

DASY5 Configuration:

- Probe: EX3DV4 - SN7522; ConvF(7.79, 7.79, 7.79) @ 1880 MHz; Calibrated: 2022/5/6
- Sensor-Surface: 1.4mm (Mechanical Surface Detection)
- Electronics: DAE4 Sn1354; Calibrated: 2021/9/1
- Phantom: SAM 1; Type: QD000P40CC; Serial: TP:1412
- Measurement SW: DASY52, Version 52.10 (2); SEMCAD X Version 14.6.12 (7470)

Area Scan (41x121x1): Interpolated grid: dx=1.500 mm, dy=1.500 mm

Maximum value of SAR (interpolated) = 0.329 W/kg

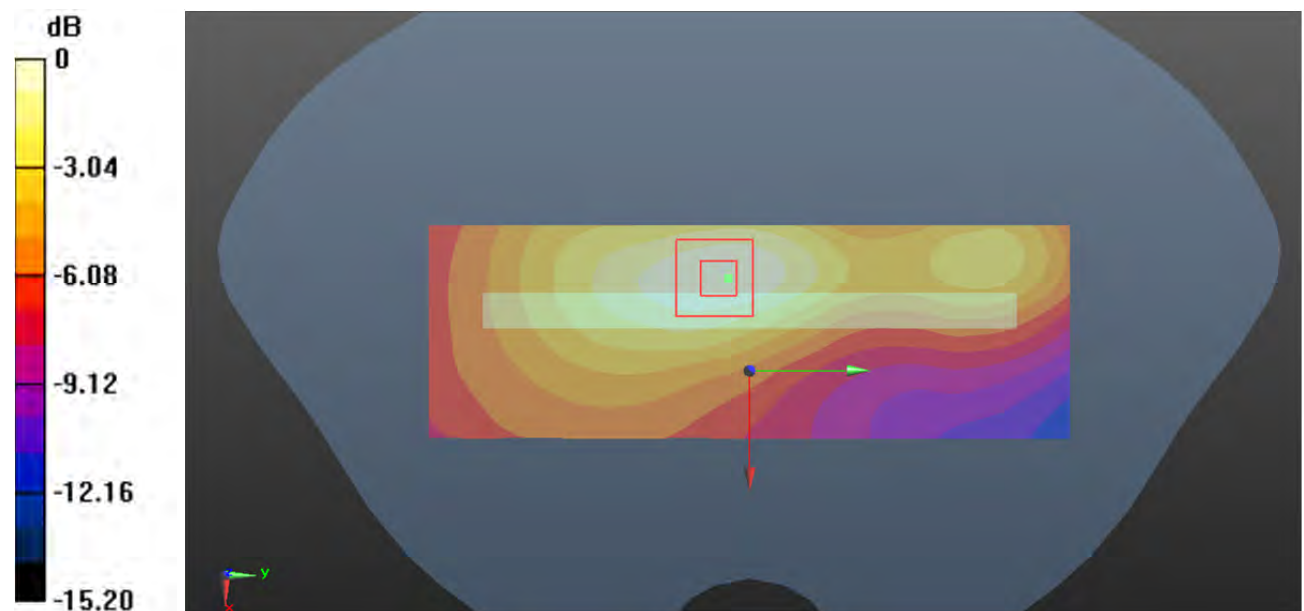
Zoom Scan (5x5x7)/Cube 0: Measurement grid: dx=8mm, dy=8mm, dz=5mm

Reference Value = 11.16 V/m; Power Drift = 0.13 dB

Peak SAR (extrapolated) = 0.393 W/kg

SAR(1 g) = 0.220 W/kg; SAR(10 g) = 0.128 W/kg

Maximum value of SAR (measured) = 0.328 W/kg



0 dB = 0.328 W/kg = -4.84 dBW/kg

Plot 82#: LTE Band 2 50%RB_Mid_Body Right**DUT: Phone; Type: NITRO 55E; Serial: CR22080013-SA-S1**

Communication System: Generic FDD-LTE; Frequency: 1880 MHz; Duty Cycle: 1:1

Medium parameters used: $f = 1880$ MHz; $\sigma = 1.411$ S/m; $\epsilon_r = 39.938$; $\rho = 1000$ kg/m³

Phantom section: Flat Section

DASY5 Configuration:

- Probe: EX3DV4 - SN7522; ConvF(7.79, 7.79, 7.79) @ 1880 MHz; Calibrated: 2022/5/6
- Sensor-Surface: 1.4mm (Mechanical Surface Detection)
- Electronics: DAE4 Sn1354; Calibrated: 2021/9/1
- Phantom: SAM 1; Type: QD000P40CC; Serial: TP:1412
- Measurement SW: DASY52, Version 52.10 (2); SEMCAD X Version 14.6.12 (7470)

Area Scan (41x121x1): Interpolated grid: dx=1.500 mm, dy=1.500 mm

Maximum value of SAR (interpolated) = 0.249 W/kg

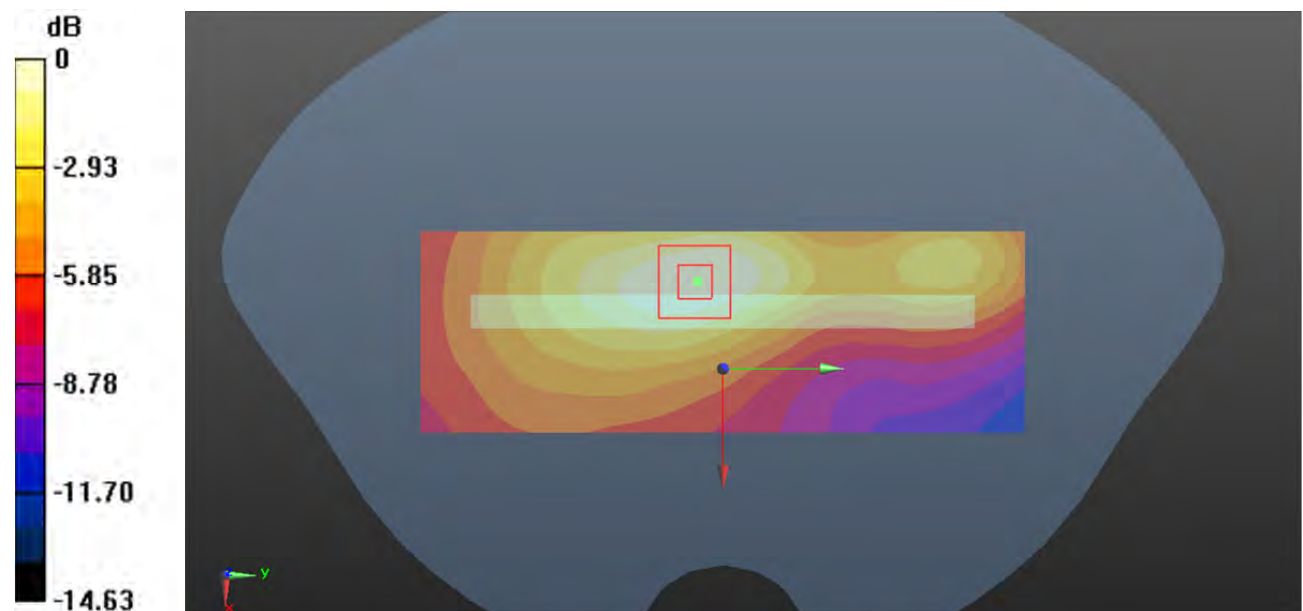
Zoom Scan (5x5x7)/Cube 0: Measurement grid: dx=8mm, dy=8mm, dz=5mm

Reference Value = 9.930 V/m; Power Drift = 0.05 dB

Peak SAR (extrapolated) = 0.295 W/kg

SAR(1 g) = 0.169 W/kg; SAR(10 g) = 0.099 W/kg

Maximum value of SAR (measured) = 0.248 W/kg



0 dB = 0.248 W/kg = -6.06 dBW/kg

Plot 83#: LTE Band 2 1RB Low_ Body Bottom**DUT: Phone; Type: NITRO 55E; Serial: CR22080013-SA-S1**

Communication System: Generic FDD-LTE; Frequency: 1860 MHz; Duty Cycle: 1:1

Medium parameters used: $f = 1860$ MHz; $\sigma = 1.398$ S/m; $\epsilon_r = 40.109$; $\rho = 1000$ kg/m³

Phantom section: Flat Section

DASY5 Configuration:

- Probe: EX3DV4 - SN7522; ConvF(7.79, 7.79, 7.79) @ 1860 MHz; Calibrated: 2022/5/6
- Sensor-Surface: 1.4mm (Mechanical Surface Detection)
- Electronics: DAE4 Sn1354; Calibrated: 2021/9/1
- Phantom: SAM 1; Type: QD000P40CC; Serial: TP:1412
- Measurement SW: DASY52, Version 52.10 (2); SEMCAD X Version 14.6.12 (7470)

Area Scan (41x81x1): Interpolated grid: dx=1.500 mm, dy=1.500 mm

Maximum value of SAR (interpolated) = 1.83 W/kg


Zoom Scan (5x5x7)/Cube 0: Measurement grid: dx=8mm, dy=8mm, dz=5mm

Reference Value = 25.41 V/m; Power Drift = 0.10 dB

Peak SAR (extrapolated) = 2.22 W/kg

SAR(1 g) = 1.15 W/kg; SAR(10 g) = 0.592 W/kg

Maximum value of SAR (measured) = 1.84 W/kg



0 dB = 1.84 W/kg = 2.65 dBW/kg

Plot 84#: LTE Band 2 1RB_Mid_Body Bottom**DUT: Phone; Type: NITRO 55E; Serial: CR22080013-SA-S1**

Communication System: Generic FDD-LTE; Frequency: 1880 MHz; Duty Cycle: 1:1

Medium parameters used: $f = 1880$ MHz; $\sigma = 1.411$ S/m; $\epsilon_r = 39.938$; $\rho = 1000$ kg/m³

Phantom section: Flat Section

DASY5 Configuration:

- Probe: EX3DV4 - SN7522; ConvF(7.79, 7.79, 7.79) @ 1880 MHz; Calibrated: 2022/5/6
- Sensor-Surface: 1.4mm (Mechanical Surface Detection)
- Electronics: DAE4 Sn1354; Calibrated: 2021/9/1
- Phantom: SAM 1; Type: QD000P40CC; Serial: TP:1412
- Measurement SW: DASY52, Version 52.10 (2); SEMCAD X Version 14.6.12 (7470)

Area Scan (41x81x1): Interpolated grid: dx=1.500 mm, dy=1.500 mm

Maximum value of SAR (interpolated) = 1.92 W/kg

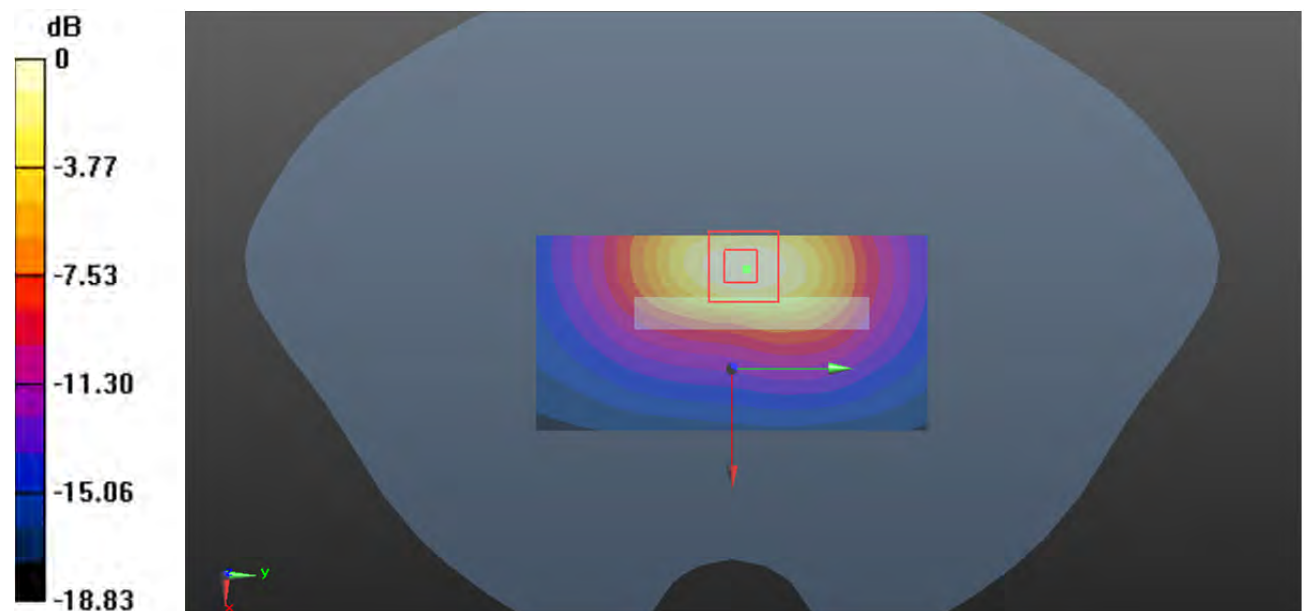
Zoom Scan (5x5x7)/Cube 0: Measurement grid: dx=8mm, dy=8mm, dz=5mm

Reference Value = 17.66 V/m; Power Drift = 0.18 dB

Peak SAR (extrapolated) = 2.33 W/kg

SAR(1 g) = 1.22 W/kg; SAR(10 g) = 0.630 W/kg

Maximum value of SAR (measured) = 1.93 W/kg



0 dB = 1.93 W/kg = 2.86 dBW/kg

Plot 85#: LTE Band 2 1RB High_ Body Bottom**DUT: Phone; Type: NITRO 55E; Serial: CR22080013-SA-S1**

Communication System: Generic FDD-LTE; Frequency: 1900 MHz; Duty Cycle: 1:1

Medium parameters used: $f = 1900$ MHz; $\sigma = 1.428$ S/m; $\epsilon_r = 39.819$; $\rho = 1000$ kg/m³

Phantom section: Flat Section

DASY5 Configuration:

- Probe: EX3DV4 - SN7522; ConvF(7.79, 7.79, 7.79) @ 1900 MHz; Calibrated: 2022/5/6
- Sensor-Surface: 1.4mm (Mechanical Surface Detection)
- Electronics: DAE4 Sn1354; Calibrated: 2021/9/1
- Phantom: SAM 1; Type: QD000P40CC; Serial: TP:1412
- Measurement SW: DASY52, Version 52.10 (2); SEMCAD X Version 14.6.12 (7470)

Area Scan (41x81x1): Interpolated grid: dx=1.500 mm, dy=1.500 mm

Maximum value of SAR (interpolated) = 1.93 W/kg

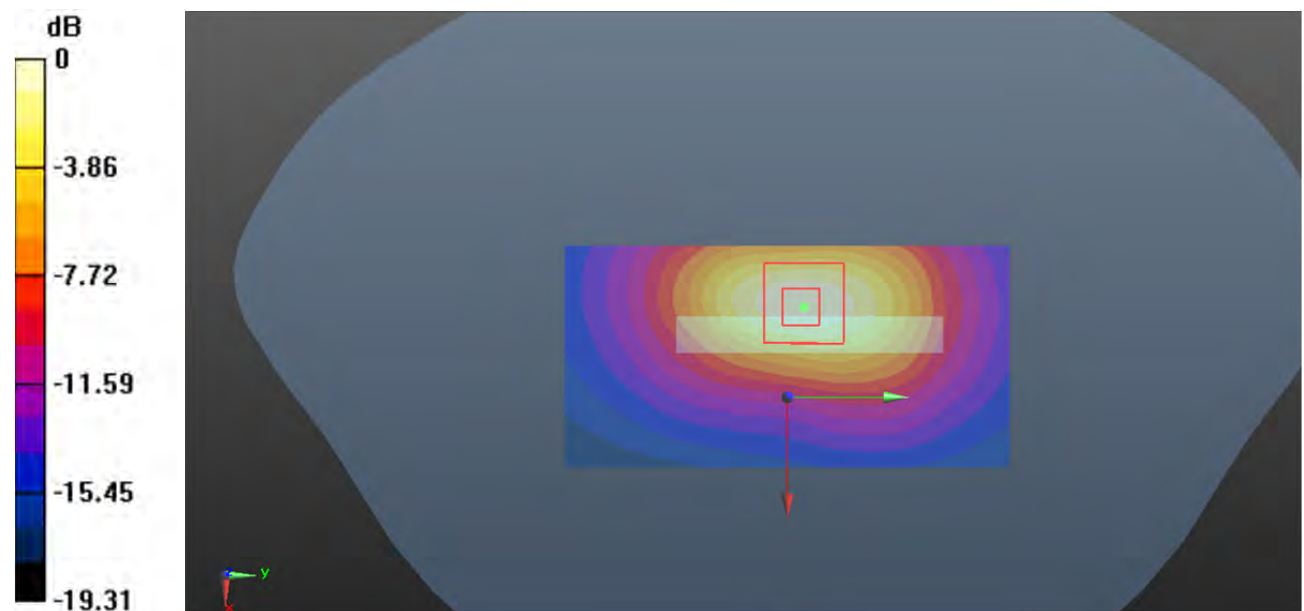
Zoom Scan (5x5x7)/Cube 0: Measurement grid: dx=8mm, dy=8mm, dz=5mm

Reference Value = 25.10 V/m; Power Drift = 0.17 dB

Peak SAR (extrapolated) = 2.36 W/kg

SAR(1 g) = 1.2 W/kg; SAR(10 g) = 0.619 W/kg

Maximum value of SAR (measured) = 1.94 W/kg



0 dB = 1.94 W/kg = 2.88 dBW/kg

Plot 86#: LTE Band 2 50%RB Low_ Body Bottom**DUT: Phone; Type: NITRO 55E; Serial: CR22080013-SA-S1**

Communication System: Generic FDD-LTE; Frequency: 1860 MHz; Duty Cycle: 1:1

Medium parameters used: $f = 1860$ MHz; $\sigma = 1.398$ S/m; $\epsilon_r = 40.109$; $\rho = 1000$ kg/m³

Phantom section: Flat Section

DASY5 Configuration:

- Probe: EX3DV4 - SN7522; ConvF(7.79, 7.79, 7.79) @ 1860 MHz; Calibrated: 2022/5/6
- Sensor-Surface: 1.4mm (Mechanical Surface Detection)
- Electronics: DAE4 Sn1354; Calibrated: 2021/9/1
- Phantom: SAM 1; Type: QD000P40CC; Serial: TP:1412
- Measurement SW: DASY52, Version 52.10 (2); SEMCAD X Version 14.6.12 (7470)

Area Scan (41x81x1): Interpolated grid: dx=1.500 mm, dy=1.500 mm

Maximum value of SAR (interpolated) = 1.52 W/kg

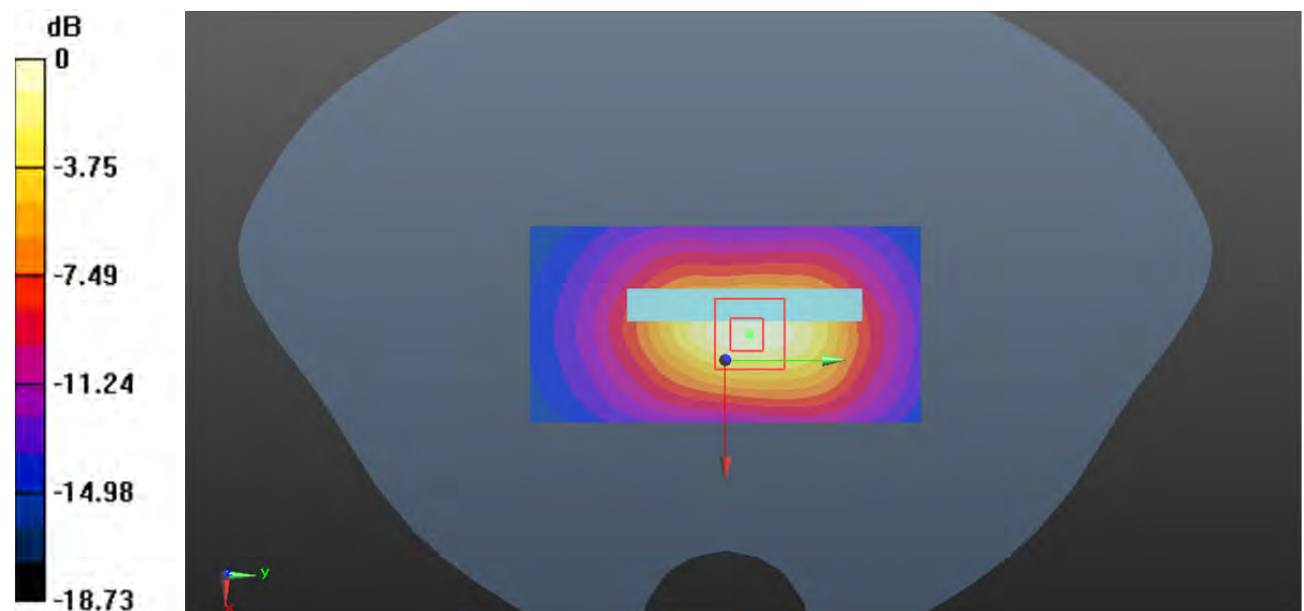
Zoom Scan (5x5x7)/Cube 0: Measurement grid: dx=8mm, dy=8mm, dz=5mm

Reference Value = 21.73 V/m; Power Drift = -0.09 dB

Peak SAR (extrapolated) = 1.87 W/kg

SAR(1 g) = 0.964 W/kg; SAR(10 g) = 0.491 W/kg

Maximum value of SAR (measured) = 1.55 W/kg



0 dB = 1.55 W/kg = 1.90 dBW/kg

Plot 87#: LTE Band 2 50%RB_Mid_Body Bottom**DUT: Phone; Type: NITRO 55E; Serial: CR22080013-SA-S1**

Communication System: Generic FDD-LTE; Frequency: 1880 MHz; Duty Cycle: 1:1

Medium parameters used: $f = 1880$ MHz; $\sigma = 1.411$ S/m; $\epsilon_r = 39.938$; $\rho = 1000$ kg/m³

Phantom section: Flat Section

DASY5 Configuration:

- Probe: EX3DV4 - SN7522; ConvF(7.79, 7.79, 7.79) @ 1880 MHz; Calibrated: 2022/5/6
- Sensor-Surface: 1.4mm (Mechanical Surface Detection)
- Electronics: DAE4 Sn1354; Calibrated: 2021/9/1
- Phantom: SAM 1; Type: QD000P40CC; Serial: TP:1412
- Measurement SW: DASY52, Version 52.10 (2); SEMCAD X Version 14.6.12 (7470)

Area Scan (41x81x1): Interpolated grid: dx=1.500 mm, dy=1.500 mm

Maximum value of SAR (interpolated) = 1.53 W/kg

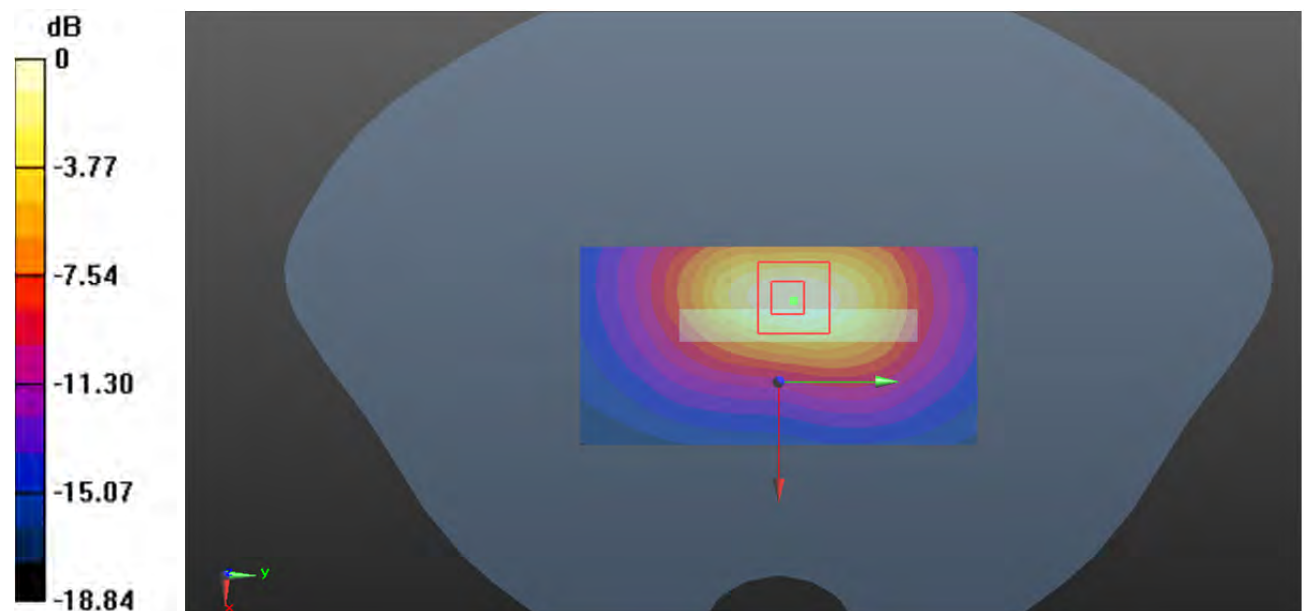
Zoom Scan (5x5x7)/Cube 0: Measurement grid: dx=8mm, dy=8mm, dz=5mm

Reference Value = 22.50 V/m; Power Drift = 0.12 dB

Peak SAR (extrapolated) = 1.82 W/kg

SAR(1 g) = 0.949 W/kg; SAR(10 g) = 0.492 W/kg

Maximum value of SAR (measured) = 1.50 W/kg



0 dB = 1.50 W/kg = 1.76 dBW/kg

Plot 88#: LTE Band 2 50%RB High_ Body Bottom**DUT: Phone; Type: NITRO 55E; Serial: CR22080013-SA-S1**

Communication System: Generic FDD-LTE; Frequency: 1900 MHz; Duty Cycle: 1:1

Medium parameters used: $f = 1900$ MHz; $\sigma = 1.428$ S/m; $\epsilon_r = 39.819$; $\rho = 1000$ kg/m³

Phantom section: Flat Section

DASY5 Configuration:

- Probe: EX3DV4 - SN7522; ConvF(7.79, 7.79, 7.79) @ 1900 MHz; Calibrated: 2022/5/6
- Sensor-Surface: 1.4mm (Mechanical Surface Detection)
- Electronics: DAE4 Sn1354; Calibrated: 2021/9/1
- Phantom: SAM 1; Type: QD000P40CC; Serial: TP:1412
- Measurement SW: DASY52, Version 52.10 (2); SEMCAD X Version 14.6.12 (7470)

Area Scan (41x81x1): Interpolated grid: dx=1.500 mm, dy=1.500 mm

Maximum value of SAR (interpolated) = 1.49 W/kg

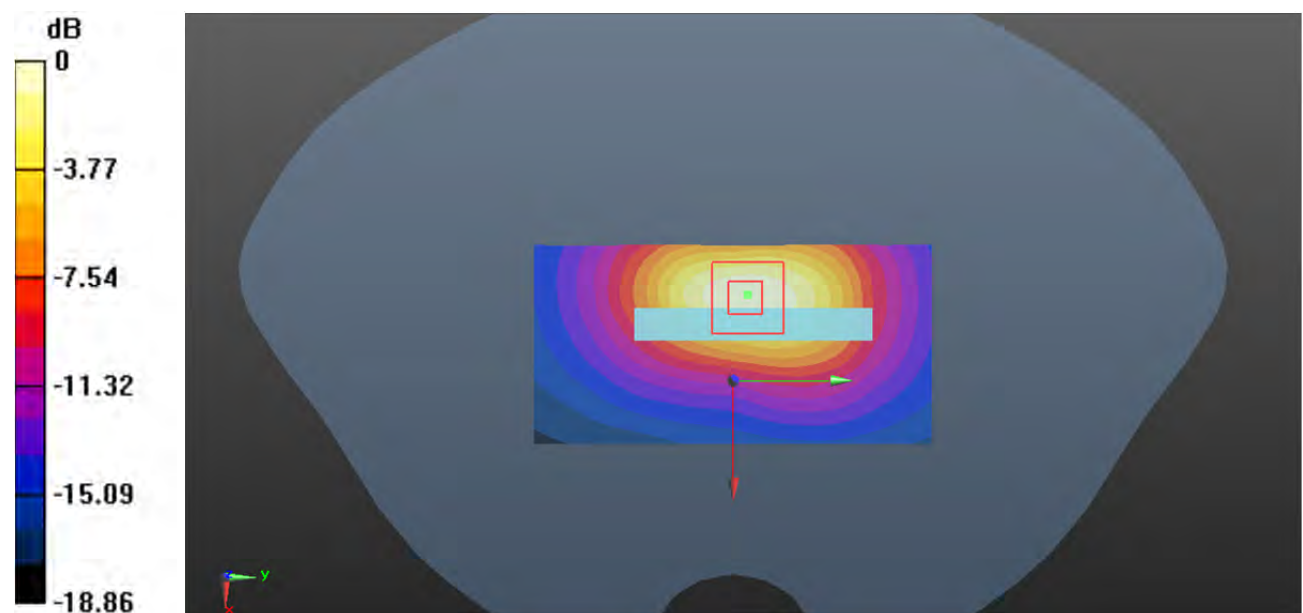
Zoom Scan (5x5x7)/Cube 0: Measurement grid: dx=8mm, dy=8mm, dz=5mm

Reference Value = 21.88 V/m; Power Drift = 0.19 dB

Peak SAR (extrapolated) = 1.77 W/kg

SAR(1 g) = 0.926 W/kg; SAR(10 g) = 0.479 W/kg

Maximum value of SAR (measured) = 1.45 W/kg



0 dB = 1.45 W/kg = 1.61 dBW/kg

Plot 89#: LTE Band 2 100%RB_Mid_Body Bottom**DUT: Phone; Type: NITRO 55E; Serial: CR22080013-SA-S1**

Communication System: Generic FDD-LTE; Frequency: 1880 MHz; Duty Cycle: 1:1

Medium parameters used: $f = 1880$ MHz; $\sigma = 1.411$ S/m; $\epsilon_r = 39.938$; $\rho = 1000$ kg/m³

Phantom section: Flat Section

DASY5 Configuration:

- Probe: EX3DV4 - SN7522; ConvF(7.79, 7.79, 7.79) @ 1880 MHz; Calibrated: 2022/5/6
- Sensor-Surface: 1.4mm (Mechanical Surface Detection)
- Electronics: DAE4 Sn1354; Calibrated: 2021/9/1
- Phantom: SAM 1; Type: QD000P40CC; Serial: TP:1412
- Measurement SW: DASY52, Version 52.10 (2); SEMCAD X Version 14.6.12 (7470)

Area Scan (41x81x1): Interpolated grid: dx=1.500 mm, dy=1.500 mm

Maximum value of SAR (interpolated) = 1.57 W/kg

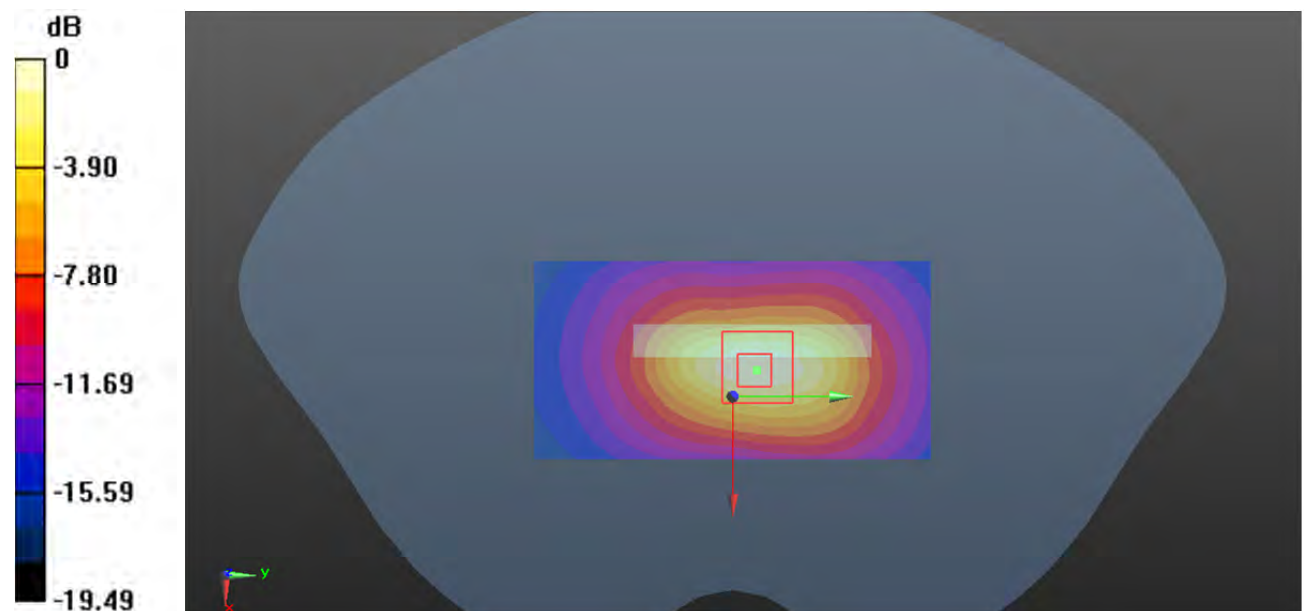
Zoom Scan (5x5x7)/Cube 0: Measurement grid: dx=8mm, dy=8mm, dz=5mm

Reference Value = 22.11 V/m; Power Drift = -0.25 dB

Peak SAR (extrapolated) = 1.98 W/kg

SAR(1 g) = 1.01 W/kg; SAR(10 g) = 0.511 W/kg

Maximum value of SAR (measured) = 1.63 W/kg



0 dB = 1.63 W/kg = 2.12 dBW/kg

Plot 90#: LTE Band 5 1RB Mid_ Head Left Cheek**DUT: Phone; Type: NITRO 55E; Serial: CR22080013-SA-S1**

Communication System: Generic FDD-LTE; Frequency: 836.5 MHz; Duty Cycle: 1:1

Medium parameters used: $f = 836.5$ MHz; $\sigma = 0.905$ S/m; $\epsilon_r = 41.587$; $\rho = 1000$ kg/m³

Phantom section: Left Section

DASY5 Configuration:

- Probe: EX3DV4 - SN7522; ConvF(9.24, 9.24, 9.24) @ 836.5 MHz; Calibrated: 2022/5/6
- Sensor-Surface: 1.4mm (Mechanical Surface Detection)
- Electronics: DAE4 Sn1354; Calibrated: 2021/9/1
- Phantom: SAM 1; Type: QD000P40CC; Serial: TP:1412
- Measurement SW: DASY52, Version 52.10 (2); SEMCAD X Version 14.6.12 (7470)

Area Scan (71x111x1): Interpolated grid: dx=1.500 mm, dy=1.500 mm

Maximum value of SAR (interpolated) = 0.401 W/kg


Zoom Scan (5x5x7)/Cube 0: Measurement grid: dx=8mm, dy=8mm, dz=5mm

Reference Value = 8.915 V/m; Power Drift = -0.12 dB

Peak SAR (extrapolated) = 0.428 W/kg

SAR(1 g) = 0.356 W/kg; SAR(10 g) = 0.303 W/kg

Maximum value of SAR (measured) = 0.401 W/kg



0 dB = 0.401 W/kg = -3.97 dBW/kg

Plot 91#: LTE Band 5 50%RB Mid_ Head Left Cheek**DUT: Phone; Type: NITRO 55E; Serial: CR22080013-SA-S1**

Communication System: Generic FDD-LTE; Frequency: 836.5 MHz; Duty Cycle: 1:1

Medium parameters used: $f = 836.5$ MHz; $\sigma = 0.905$ S/m; $\epsilon_r = 41.587$; $\rho = 1000$ kg/m³

Phantom section: Left Section

DASY5 Configuration:

- Probe: EX3DV4 - SN7522; ConvF(9.24, 9.24, 9.24) @ 836.5 MHz; Calibrated: 2022/5/6
- Sensor-Surface: 1.4mm (Mechanical Surface Detection)
- Electronics: DAE4 Sn1354; Calibrated: 2021/9/1
- Phantom: SAM 1; Type: QD000P40CC; Serial: TP:1412
- Measurement SW: DASY52, Version 52.10 (2); SEMCAD X Version 14.6.12 (7470)

Area Scan (71x111x1): Interpolated grid: dx=1.500 mm, dy=1.500 mm

Maximum value of SAR (interpolated) = 0.327 W/kg

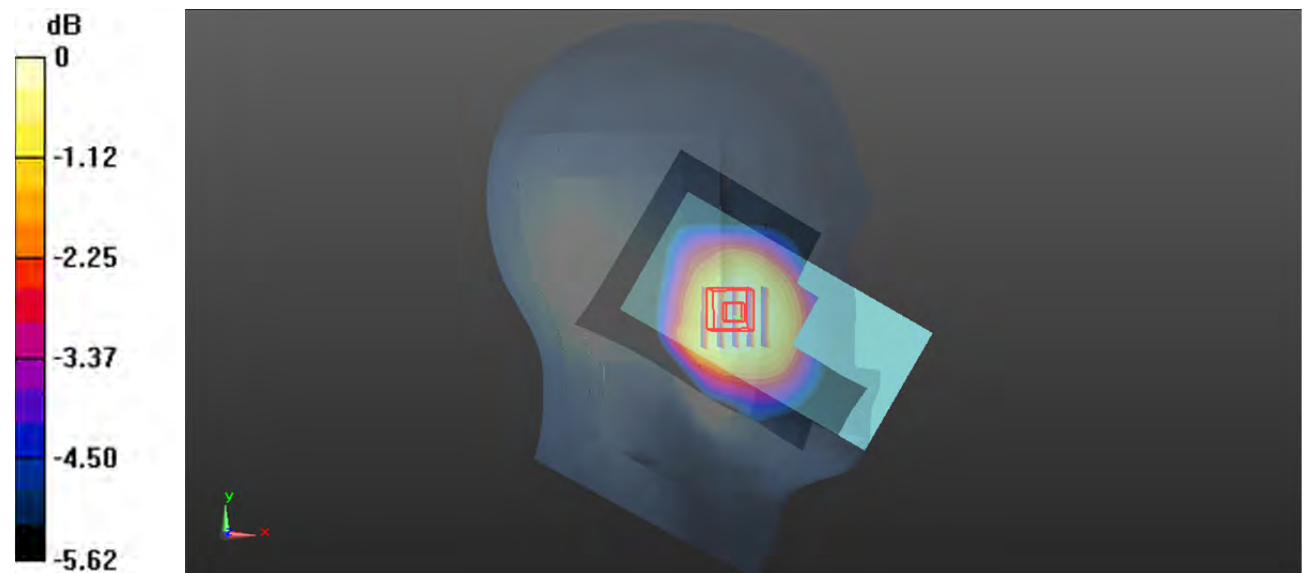
Zoom Scan (5x5x7)/Cube 0: Measurement grid: dx=8mm, dy=8mm, dz=5mm

Reference Value = 8.074 V/m; Power Drift = 0.09 dB

Peak SAR (extrapolated) = 0.347 W/kg

SAR(1 g) = 0.291 W/kg; SAR(10 g) = 0.244 W/kg

Maximum value of SAR (measured) = 0.325 W/kg



0 dB = 0.325 W/kg = -4.88 dBW/kg

Plot 92#: LTE Band 5 1RB Mid_ Head Left Tilt**DUT: Phone; Type: NITRO 55E; Serial: CR22080013-SA-S1**

Communication System: Generic FDD-LTE; Frequency: 836.5 MHz; Duty Cycle: 1:1

Medium parameters used: $f = 836.5$ MHz; $\sigma = 0.905$ S/m; $\epsilon_r = 41.587$; $\rho = 1000$ kg/m³

Phantom section: Left Section

DASY5 Configuration:

- Probe: EX3DV4 - SN7522; ConvF(9.24, 9.24, 9.24) @ 836.5 MHz; Calibrated: 2022/5/6
- Sensor-Surface: 1.4mm (Mechanical Surface Detection)
- Electronics: DAE4 Sn1354; Calibrated: 2021/9/1
- Phantom: SAM 1; Type: QD000P40CC; Serial: TP:1412
- Measurement SW: DASY52, Version 52.10 (2); SEMCAD X Version 14.6.12 (7470)

Area Scan (61x111x1): Interpolated grid: dx=1.500 mm, dy=1.500 mm

Maximum value of SAR (interpolated) = 0.231 W/kg

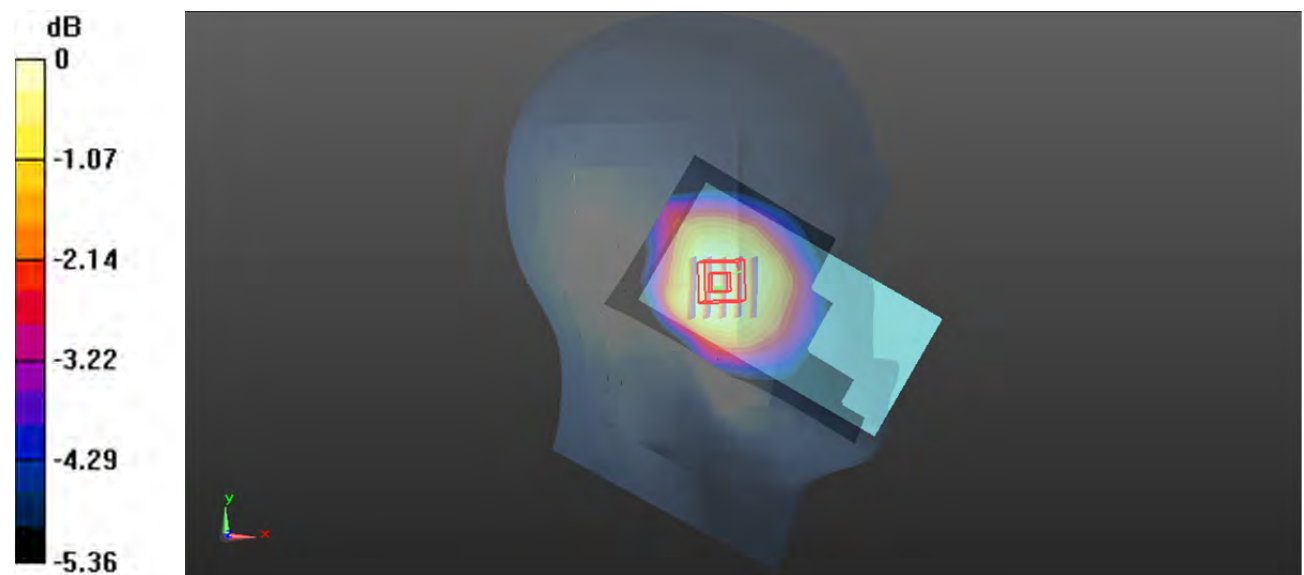
Zoom Scan (5x5x7)/Cube 0: Measurement grid: dx=8mm, dy=8mm, dz=5mm

Reference Value = 11.30 V/m; Power Drift = 0.19 dB

Peak SAR (extrapolated) = 0.254 W/kg

SAR(1 g) = 0.215 W/kg; SAR(10 g) = 0.181 W/kg

Maximum value of SAR (measured) = 0.238 W/kg



0 dB = 0.238 W/kg = -6.23 dBW/kg

Plot 93#: LTE Band 5 50%RB Mid_ Head Left Tilt**DUT: Phone; Type: NITRO 55E; Serial: CR22080013-SA-S1**

Communication System: Generic FDD-LTE; Frequency: 836.5 MHz; Duty Cycle: 1:1

Medium parameters used: $f = 836.5$ MHz; $\sigma = 0.905$ S/m; $\epsilon_r = 41.587$; $\rho = 1000$ kg/m³

Phantom section: Left Section

DASY5 Configuration:

- Probe: EX3DV4 - SN7522; ConvF(9.24, 9.24, 9.24) @ 836.5 MHz; Calibrated: 2022/5/6
- Sensor-Surface: 1.4mm (Mechanical Surface Detection)
- Electronics: DAE4 Sn1354; Calibrated: 2021/9/1
- Phantom: SAM 1; Type: QD000P40CC; Serial: TP:1412
- Measurement SW: DASY52, Version 52.10 (2); SEMCAD X Version 14.6.12 (7470)

Area Scan (61x111x1): Interpolated grid: dx=1.500 mm, dy=1.500 mm

Maximum value of SAR (interpolated) = 0.193 W/kg

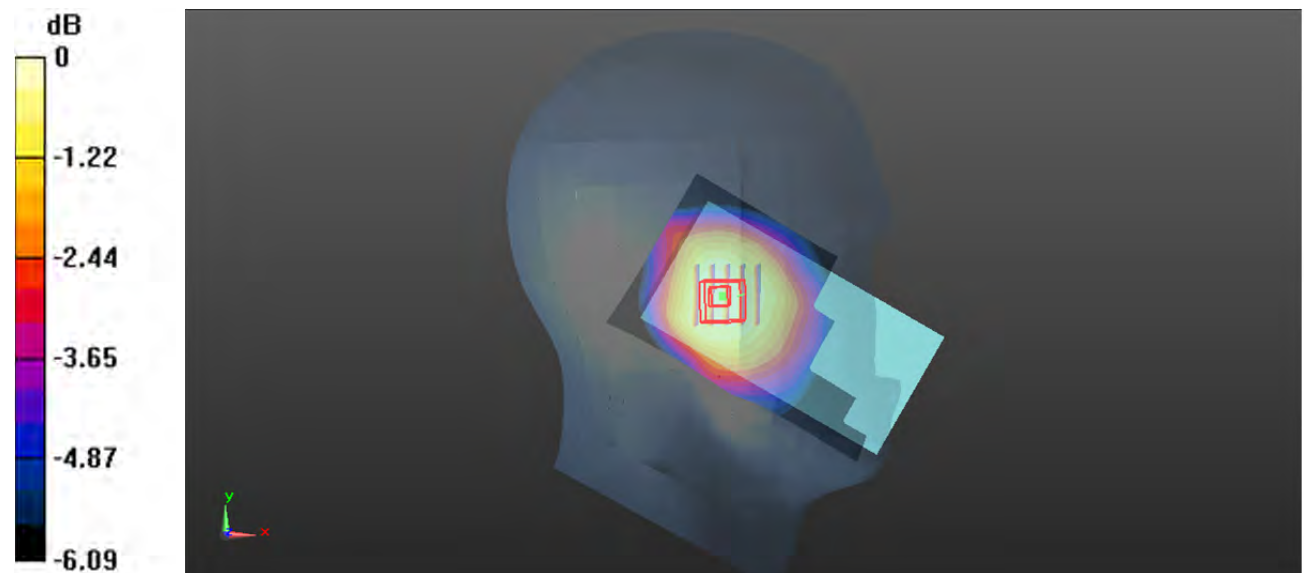
Zoom Scan (5x5x7)/Cube 0: Measurement grid: dx=8mm, dy=8mm, dz=5mm

Reference Value = 10.83 V/m; Power Drift = -0.06 dB

Peak SAR (extrapolated) = 0.211 W/kg

SAR(1 g) = 0.173 W/kg; SAR(10 g) = 0.147 W/kg

Maximum value of SAR (measured) = 0.198 W/kg



0 dB = 0.198 W/kg = -7.03 dBW/kg

Plot 94#: LTE Band 5 1RB Mid_ Head Right Check**DUT: Phone; Type: NITRO 55E; Serial: CR22080013-SA-S1**

Communication System: Generic FDD-LTE; Frequency: 836.5 MHz; Duty Cycle: 1:1

Medium parameters used: $f = 836.5$ MHz; $\sigma = 0.905$ S/m; $\epsilon_r = 41.587$; $\rho = 1000$ kg/m³

Phantom section: Right Section

DASY5 Configuration:

- Probe: EX3DV4 - SN7522; ConvF(9.24, 9.24, 9.24) @ 836.5 MHz; Calibrated: 2022/5/6
- Sensor-Surface: 1.4mm (Mechanical Surface Detection)
- Electronics: DAE4 Sn1354; Calibrated: 2021/9/1
- Phantom: SAM 1; Type: QD000P40CC; Serial: TP:1412
- Measurement SW: DASY52, Version 52.10 (2); SEMCAD X Version 14.6.12 (7470)

Area Scan (61x111x1): Interpolated grid: dx=1.500 mm, dy=1.500 mm

Maximum value of SAR (interpolated) = 0.425 W/kg


Zoom Scan (5x5x7)/Cube 0: Measurement grid: dx=8mm, dy=8mm, dz=5mm

Reference Value = 7.628 V/m; Power Drift = -0.15 dB

Peak SAR (extrapolated) = 0.447 W/kg

SAR(1 g) = 0.376 W/kg; SAR(10 g) = 0.317 W/kg

Maximum value of SAR (measured) = 0.422 W/kg



0 dB = 0.422 W/kg = -3.75 dBW/kg

Plot 95#: LTE Band 5 50%RB Mid_ Head Right Cheek**DUT: Phone; Type: NITRO 55E; Serial: CR22080013-SA-S1**

Communication System: Generic FDD-LTE; Frequency: 836.5 MHz; Duty Cycle: 1:1

Medium parameters used: $f = 836.5$ MHz; $\sigma = 0.905$ S/m; $\epsilon_r = 41.587$; $\rho = 1000$ kg/m³

Phantom section: Right Section

DASY5 Configuration:

- Probe: EX3DV4 - SN7522; ConvF(9.24, 9.24, 9.24) @ 836.5 MHz; Calibrated: 2022/5/6
- Sensor-Surface: 1.4mm (Mechanical Surface Detection)
- Electronics: DAE4 Sn1354; Calibrated: 2021/9/1
- Phantom: SAM 1; Type: QD000P40CC; Serial: TP:1412
- Measurement SW: DASY52, Version 52.10 (2); SEMCAD X Version 14.6.12 (7470)

Area Scan (61x111x1): Interpolated grid: dx=1.500 mm, dy=1.500 mm

Maximum value of SAR (interpolated) = 0.353 W/kg


Zoom Scan (5x5x7)/Cube 0: Measurement grid: dx=8mm, dy=8mm, dz=5mm

Reference Value = 6.673 V/m; Power Drift = -0.10 dB

Peak SAR (extrapolated) = 0.374 W/kg

SAR(1 g) = 0.309 W/kg; SAR(10 g) = 0.259 W/kg

Maximum value of SAR (measured) = 0.343 W/kg



0 dB = 0.343 W/kg = -4.65 dBW/kg

Plot 96#: LTE Band 5 1 RB Mid_ Head Right Tilt**DUT: Phone; Type: NITRO 55E; Serial: CR22080013-SA-S1**

Communication System: Generic FDD-LTE; Frequency: 836.5 MHz; Duty Cycle: 1:1

Medium parameters used: $f = 836.5$ MHz; $\sigma = 0.905$ S/m; $\epsilon_r = 41.587$; $\rho = 1000$ kg/m³

Phantom section: Right Section

DASY5 Configuration:

- Probe: EX3DV4 - SN7522; ConvF(9.24, 9.24, 9.24) @ 836.5 MHz; Calibrated: 2022/5/6
- Sensor-Surface: 1.4mm (Mechanical Surface Detection)
- Electronics: DAE4 Sn1354; Calibrated: 2021/9/1
- Phantom: SAM 1; Type: QD000P40CC; Serial: TP:1412
- Measurement SW: DASY52, Version 52.10 (2); SEMCAD X Version 14.6.12 (7470)

Area Scan (61x111x1): Interpolated grid: dx=1.500 mm, dy=1.500 mm

Maximum value of SAR (interpolated) = 0.244 W/kg


Zoom Scan (5x5x7)/Cube 0: Measurement grid: dx=8mm, dy=8mm, dz=5mm

Reference Value = 10.63 V/m; Power Drift = 0.01 dB

Peak SAR (extrapolated) = 0.256 W/kg

SAR(1 g) = 0.224 W/kg; SAR(10 g) = 0.193 W/kg

Maximum value of SAR (measured) = 0.246 W/kg



0 dB = 0.246 W/kg = -6.09 dBW/kg

Plot 97#: LTE Band 5 50%RB Mid_ Head Right Tilt**DUT: Phone; Type: NITRO 55E; Serial: CR22080013-SA-S1**

Communication System: Generic FDD-LTE; Frequency: 836.5 MHz; Duty Cycle: 1:1

Medium parameters used: $f = 836.5$ MHz; $\sigma = 0.905$ S/m; $\epsilon_r = 41.587$; $\rho = 1000$ kg/m³

Phantom section: Right Section

DASY5 Configuration:

- Probe: EX3DV4 - SN7522; ConvF(9.24, 9.24, 9.24) @ 836.5 MHz; Calibrated: 2022/5/6
- Sensor-Surface: 1.4mm (Mechanical Surface Detection)
- Electronics: DAE4 Sn1354; Calibrated: 2021/9/1
- Phantom: SAM 1; Type: QD000P40CC; Serial: TP:1412
- Measurement SW: DASY52, Version 52.10 (2); SEMCAD X Version 14.6.12 (7470)

Area Scan (61x111x1): Interpolated grid: dx=1.500 mm, dy=1.500 mm

Maximum value of SAR (interpolated) = 0.199 W/kg


Zoom Scan (5x5x7)/Cube 0: Measurement grid: dx=8mm, dy=8mm, dz=5mm

Reference Value = 9.284 V/m; Power Drift = 0.20 dB

Peak SAR (extrapolated) = 0.204 W/kg

SAR(1 g) = 0.176 W/kg; SAR(10 g) = 0.152 W/kg

Maximum value of SAR (measured) = 0.194 W/kg



0 dB = 0.194 W/kg = -7.12 dBW/kg

Plot 98#: LTE Band 5 1RB Mid_Body Front**DUT: Phone; Type: NITRO 55E; Serial: CR22080013-SA-S1**

Communication System: Generic FDD-LTE; Frequency: 836.5 MHz; Duty Cycle: 1:1

Medium parameters used: $f = 836.5$ MHz; $\sigma = 0.905$ S/m; $\epsilon_r = 41.587$; $\rho = 1000$ kg/m³

Phantom section: Flat Section

DASY5 Configuration:

- Probe: EX3DV4 - SN7522; ConvF(9.24, 9.24, 9.24) @ 836.5 MHz; Calibrated: 2022/5/6
- Sensor-Surface: 1.4mm (Mechanical Surface Detection)
- Electronics: DAE4 Sn1354; Calibrated: 2021/9/1
- Phantom: SAM 1; Type: QD000P40CC; Serial: TP:1412
- Measurement SW: DASY52, Version 52.10 (2); SEMCAD X Version 14.6.12 (7470)

Area Scan (71x121x1): Interpolated grid: dx=1.500 mm, dy=1.500 mm

Maximum value of SAR (interpolated) = 0.516 W/kg

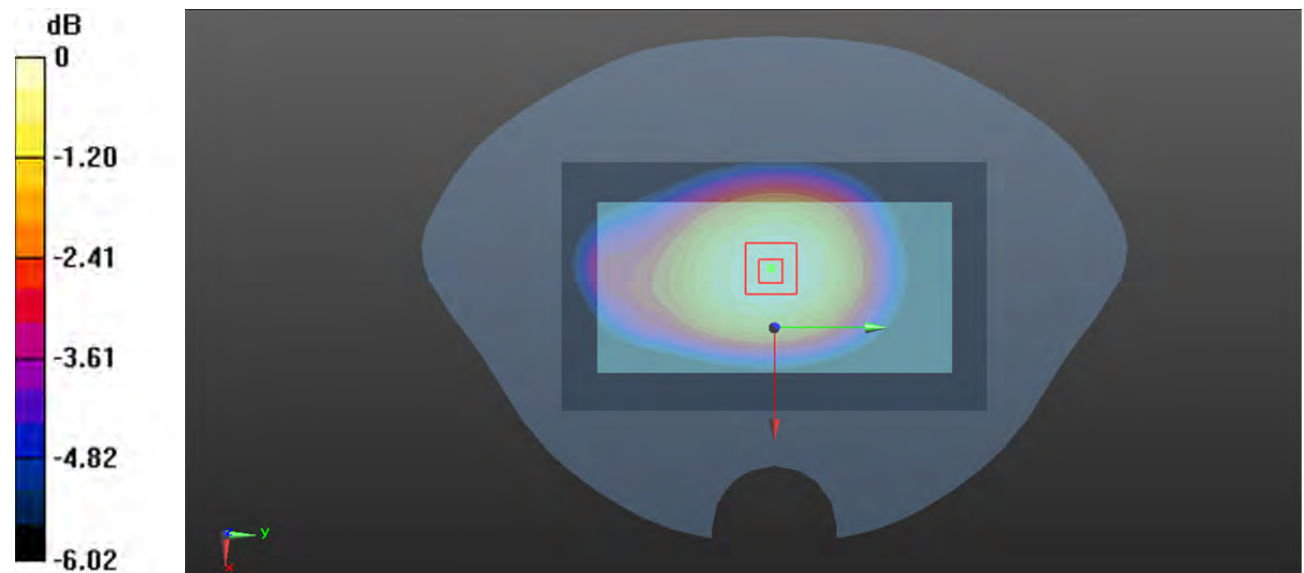
Zoom Scan (5x5x7)/Cube 0: Measurement grid: dx=8mm, dy=8mm, dz=5mm

Reference Value = 22.08 V/m; Power Drift = -0.03 dB

Peak SAR (extrapolated) = 0.551 W/kg

SAR(1 g) = 0.443 W/kg; SAR(10 g) = 0.361 W/kg

Maximum value of SAR (measured) = 0.513 W/kg



0 dB = 0.513 W/kg = -2.90 dBW/kg

Plot 99#: LTE Band 5 50%RB Mid_Body Front**DUT: Phone; Type: NITRO 55E; Serial: CR22080013-SA-S1**

Communication System: Generic FDD-LTE; Frequency: 836.5 MHz; Duty Cycle: 1:1

Medium parameters used: $f = 836.5$ MHz; $\sigma = 0.905$ S/m; $\epsilon_r = 41.587$; $\rho = 1000$ kg/m³

Phantom section: Flat Section

DASY5 Configuration:

- Probe: EX3DV4 - SN7522; ConvF(9.24, 9.24, 9.24) @ 836.5 MHz; Calibrated: 2022/5/6
- Sensor-Surface: 1.4mm (Mechanical Surface Detection)
- Electronics: DAE4 Sn1354; Calibrated: 2021/9/1
- Phantom: SAM 1; Type: QD000P40CC; Serial: TP:1412
- Measurement SW: DASY52, Version 52.10 (2); SEMCAD X Version 14.6.12 (7470)

Area Scan (71x121x1): Interpolated grid: dx=1.500 mm, dy=1.500 mm

Maximum value of SAR (interpolated) = 0.410 W/kg

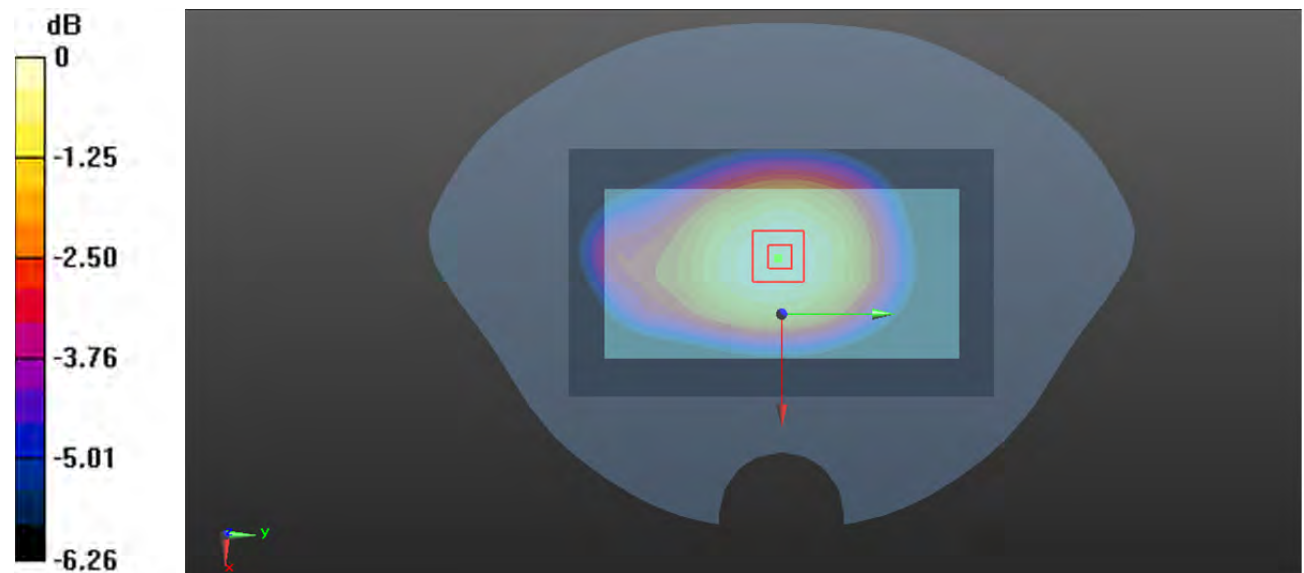
Zoom Scan (5x5x7)/Cube 0: Measurement grid: dx=8mm, dy=8mm, dz=5mm

Reference Value = 19.74 V/m; Power Drift = -0.01 dB

Peak SAR (extrapolated) = 0.445 W/kg

SAR(1 g) = 0.357 W/kg; SAR(10 g) = 0.290 W/kg

Maximum value of SAR (measured) = 0.414 W/kg



0 dB = 0.414 W/kg = -3.83 dBW/kg

Plot 100#: LTE Band 5 1RB Low_ Body Back**DUT: Phone; Type: NITRO 55E; Serial: CR22080013-SA-S1**

Communication System: Generic FDD-LTE ; Frequency: 829 MHz;Duty Cycle: 1:1
 Medium parameters used: $f = 829$ MHz; $\sigma = 0.883$ S/m; $\epsilon_r = 41.659$; $\rho = 1000$ kg/m³
 Phantom section: Flat Section

DASY5 Configuration:

- Probe: EX3DV4 - SN7522; ConvF(9.24, 9.24, 9.24) @ 829 MHz; Calibrated: 2022/5/6
- Sensor-Surface: 1.4mm (Mechanical Surface Detection)
- Electronics: DAE4 Sn1354; Calibrated: 2021/9/1
- Phantom: SAM 1; Type: QD000P40CC; Serial: TP:1412
- Measurement SW: DASY52, Version 52.10 (2); SEMCAD X Version 14.6.12 (7470)

Area Scan (71x121x1): Interpolated grid: dx=1.500 mm, dy=1.500 mm

Maximum value of SAR (interpolated) = 0.595 W/kg

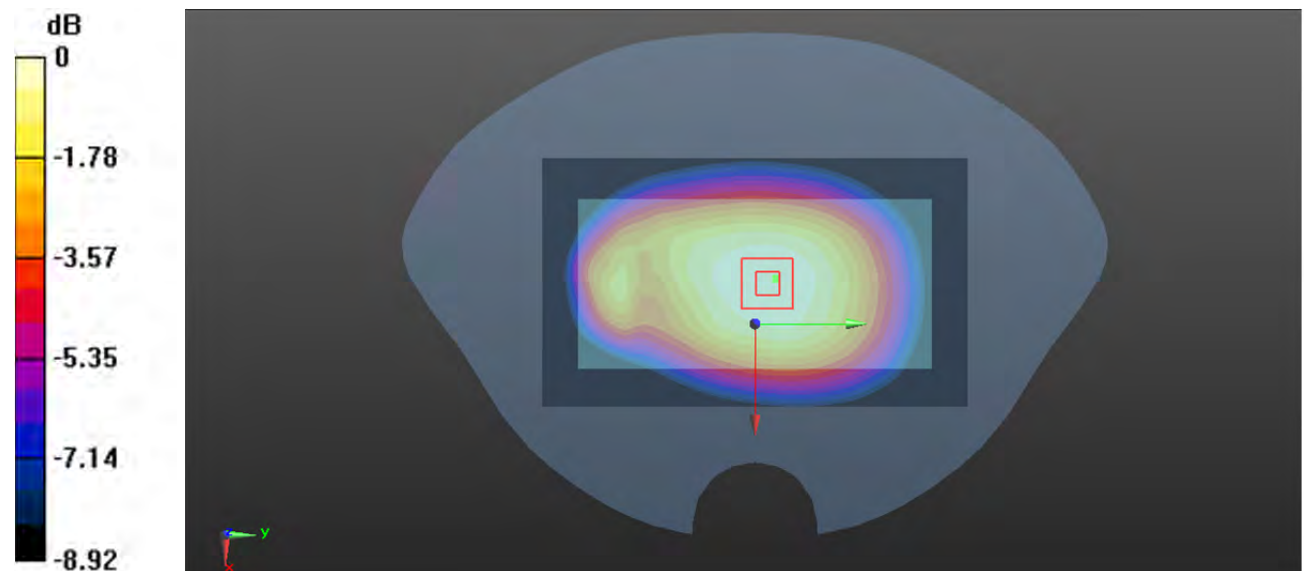
Zoom Scan (5x5x7)/Cube 0: Measurement grid: dx=8mm, dy=8mm, dz=5mm

Reference Value = 23.19 V/m; Power Drift = 0.05 dB

Peak SAR (extrapolated) = 0.669 W/kg

SAR(1 g) = 0.485 W/kg; SAR(10 g) = 0.361 W/kg

Maximum value of SAR (measured) = 0.599 W/kg



0 dB = 0.599 W/kg = -2.23 dBW/kg

Plot 101#: LTE Band 5 1RB Mid_ Body Back**DUT: Phone; Type: NITRO 55E; Serial: CR22080013-SA-S1**

Communication System: Generic FDD-LTE; Frequency: 836.5 MHz; Duty Cycle: 1:1

Medium parameters used: $f = 836.5$ MHz; $\sigma = 0.905$ S/m; $\epsilon_r = 41.587$; $\rho = 1000$ kg/m³

Phantom section: Flat Section

DASY5 Configuration:

- Probe: EX3DV4 - SN7522; ConvF(9.24, 9.24, 9.24) @ 836.5 MHz; Calibrated: 2022/5/6
- Sensor-Surface: 1.4mm (Mechanical Surface Detection)
- Electronics: DAE4 Sn1354; Calibrated: 2021/9/1
- Phantom: SAM 1; Type: QD000P40CC; Serial: TP:1412
- Measurement SW: DASY52, Version 52.10 (2); SEMCAD X Version 14.6.12 (7470)

Area Scan (71x121x1): Interpolated grid: dx=1.500 mm, dy=1.500 mm

Maximum value of SAR (interpolated) = 0.679 W/kg

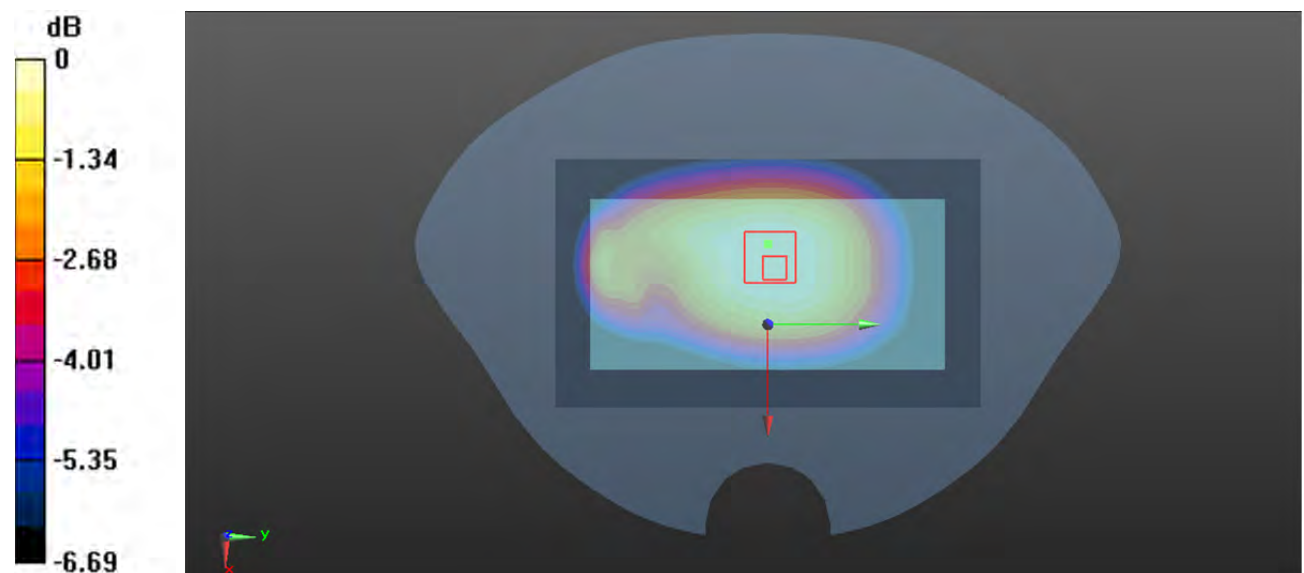
Zoom Scan (5x5x7)/Cube 0: Measurement grid: dx=8mm, dy=8mm, dz=5mm

Reference Value = 25.12 V/m; Power Drift = -0.05 dB

Peak SAR (extrapolated) = 0.714 W/kg

SAR(1 g) = 0.575 W/kg; SAR(10 g) = 0.467 W/kg

Maximum value of SAR (measured) = 0.661 W/kg



0 dB = 0.661 W/kg = -1.80 dBW/kg

Plot 102#: LTE Band 5 1RB High_ Body Back**DUT: Phone; Type: NITRO 55E; Serial: CR22080013-SA-S1**

Communication System: Generic FDD-LTE ; Frequency: 844 MHz;Duty Cycle: 1:1

Medium parameters used: $f = 844$ MHz; $\sigma = 0.925$ S/m; $\epsilon_r = 41.473$; $\rho = 1000$ kg/m³

Phantom section: Flat Section

DASY5 Configuration:

- Probe: EX3DV4 - SN7522; ConvF(9.24, 9.24, 9.24) @ 844 MHz; Calibrated: 2022/5/6
- Sensor-Surface: 1.4mm (Mechanical Surface Detection)
- Electronics: DAE4 Sn1354; Calibrated: 2021/9/1
- Phantom: SAM 1; Type: QD000P40CC; Serial: TP:1412
- Measurement SW: DASY52, Version 52.10 (2); SEMCAD X Version 14.6.12 (7470)

Area Scan (71x121x1): Interpolated grid: dx=1.500 mm, dy=1.500 mm

Maximum value of SAR (interpolated) = 0.648 W/kg

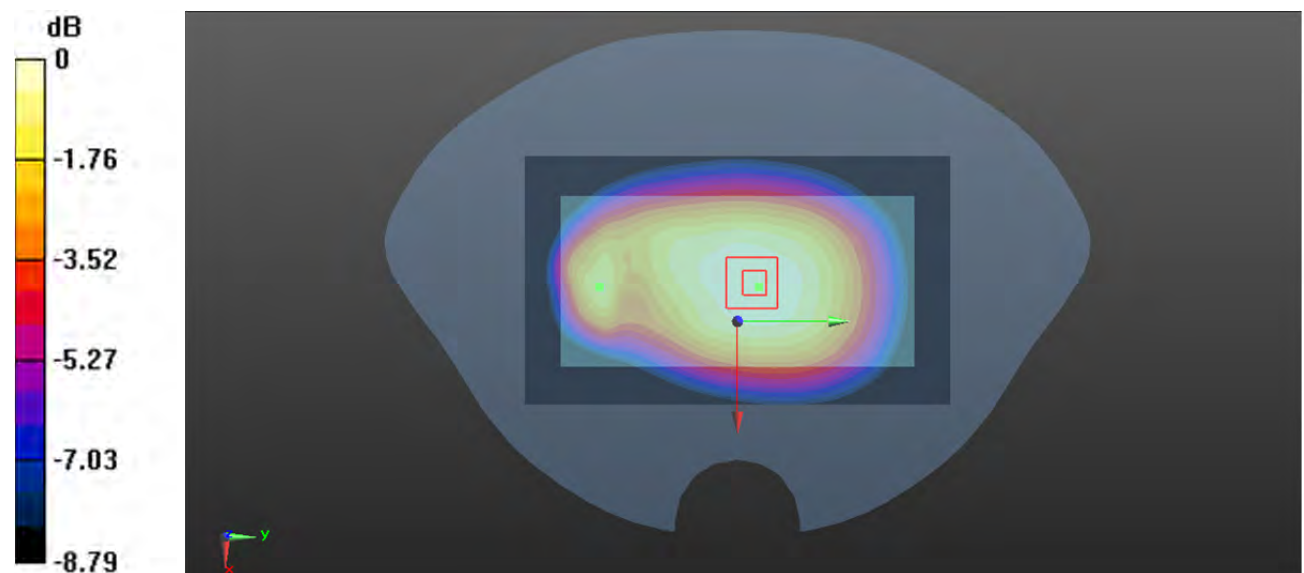
Zoom Scan (5x5x7)/Cube 0: Measurement grid: dx=8mm, dy=8mm, dz=5mm

Reference Value = 25.06 V/m; Power Drift = -0.17 dB

Peak SAR (extrapolated) = 0.720 W/kg

SAR(1 g) = 0.522 W/kg; SAR(10 g) = 0.388 W/kg

Maximum value of SAR (measured) = 0.648 W/kg



0 dB = 0.648 W/kg = -1.88 dBW/kg

Plot 103#: LTE Band 5 50%RB Mid_Body Back**DUT: Phone; Type: NITRO 55E; Serial: CR22080013-SA-S1**

Communication System: Generic FDD-LTE; Frequency: 836.5 MHz; Duty Cycle: 1:1

Medium parameters used: $f = 836.5$ MHz; $\sigma = 0.905$ S/m; $\epsilon_r = 41.587$; $\rho = 1000$ kg/m³

Phantom section: Flat Section

DASY5 Configuration:

- Probe: EX3DV4 - SN7522; ConvF(9.24, 9.24, 9.24) @ 836.5 MHz; Calibrated: 2022/5/6
- Sensor-Surface: 1.4mm (Mechanical Surface Detection)
- Electronics: DAE4 Sn1354; Calibrated: 2021/9/1
- Phantom: SAM 1; Type: QD000P40CC; Serial: TP:1412
- Measurement SW: DASY52, Version 52.10 (2); SEMCAD X Version 14.6.12 (7470)

Area Scan (71x121x1): Interpolated grid: dx=1.500 mm, dy=1.500 mm

Maximum value of SAR (interpolated) = 0.542 W/kg

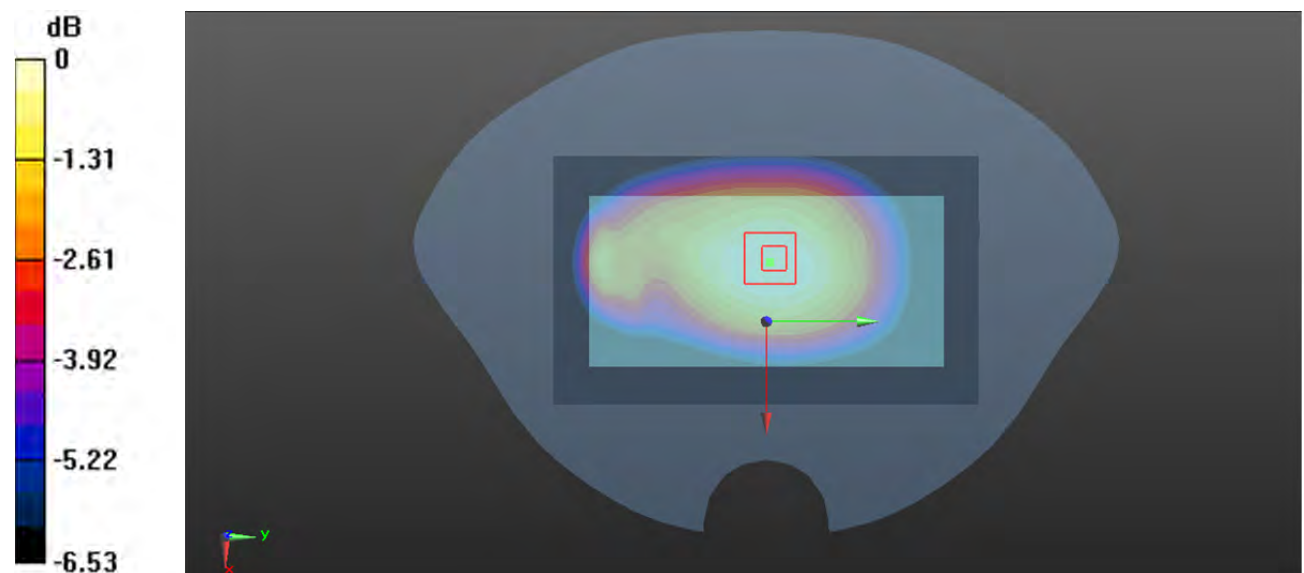
Zoom Scan (5x5x7)/Cube 0: Measurement grid: dx=8mm, dy=8mm, dz=5mm

Reference Value = 22.17 V/m; Power Drift = 0.11 dB

Peak SAR (extrapolated) = 0.580 W/kg

SAR(1 g) = 0.463 W/kg; SAR(10 g) = 0.375 W/kg

Maximum value of SAR (measured) = 0.535 W/kg



0 dB = 0.535 W/kg = -2.72 dBW/kg

Plot 104#: LTE Band 5 1RB Mid_Body Left**DUT: Phone; Type: NITRO 55E; Serial: CR22080013-SA-S1**

Communication System: Generic FDD-LTE; Frequency: 836.5 MHz; Duty Cycle: 1:1

Medium parameters used: $f = 836.5$ MHz; $\sigma = 0.905$ S/m; $\epsilon_r = 41.587$; $\rho = 1000$ kg/m³

Phantom section: Flat Section

DASY5 Configuration:

- Probe: EX3DV4 - SN7522; ConvF(9.24, 9.24, 9.24) @ 836.5 MHz; Calibrated: 2022/5/6
- Sensor-Surface: 1.4mm (Mechanical Surface Detection)
- Electronics: DAE4 Sn1354; Calibrated: 2021/9/1
- Phantom: SAM 1; Type: QD000P40CC; Serial: TP:1412
- Measurement SW: DASY52, Version 52.10 (2); SEMCAD X Version 14.6.12 (7470)

Area Scan (41x121x1): Interpolated grid: dx=1.500 mm, dy=1.500 mm

Maximum value of SAR (interpolated) = 0.459 W/kg

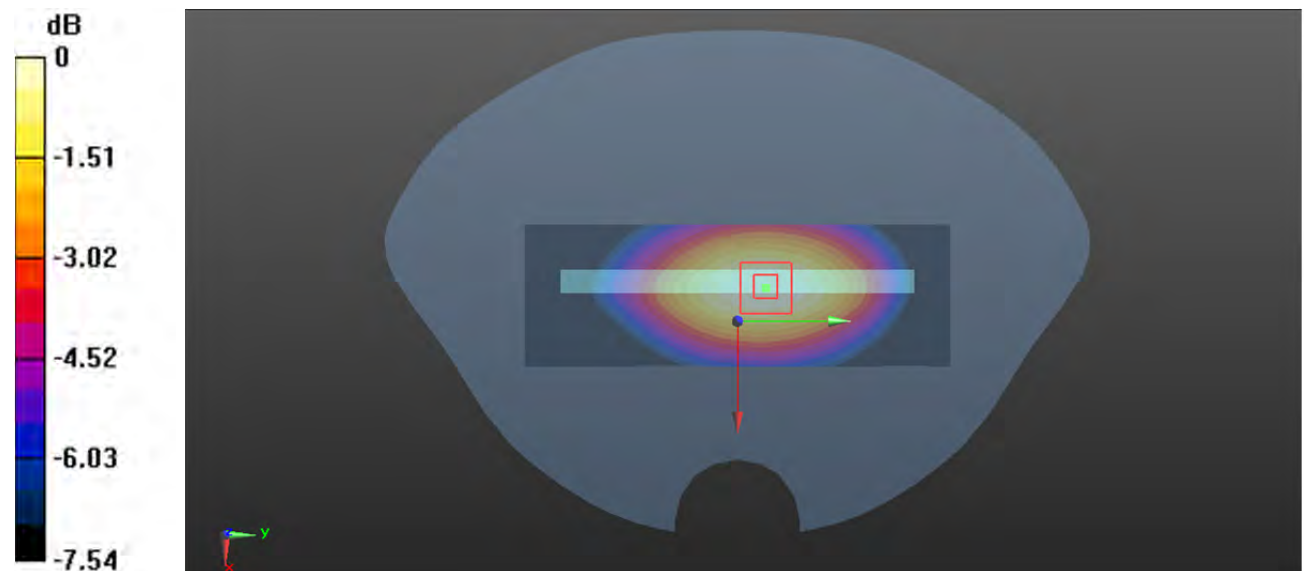
Zoom Scan (5x5x7)/Cube 0: Measurement grid: dx=8mm, dy=8mm, dz=5mm

Reference Value = 19.67 V/m; Power Drift = 0.03 dB

Peak SAR (extrapolated) = 0.508 W/kg

SAR(1 g) = 0.363 W/kg; SAR(10 g) = 0.266 W/kg

Maximum value of SAR (measured) = 0.454 W/kg



0 dB = 0.454 W/kg = -3.43 dBW/kg

Plot 105#: LTE Band 5 50%RB Mid_Body Left**DUT: Phone; Type: NITRO 55E; Serial: CR22080013-SA-S1**

Communication System: Generic FDD-LTE; Frequency: 836.5 MHz; Duty Cycle: 1:1

Medium parameters used: $f = 836.5$ MHz; $\sigma = 0.905$ S/m; $\epsilon_r = 41.587$; $\rho = 1000$ kg/m³

Phantom section: Flat Section

DASY5 Configuration:

- Probe: EX3DV4 - SN7522; ConvF(9.24, 9.24, 9.24) @ 836.5 MHz; Calibrated: 2022/5/6
- Sensor-Surface: 1.4mm (Mechanical Surface Detection)
- Electronics: DAE4 Sn1354; Calibrated: 2021/9/1
- Phantom: SAM 1; Type: QD000P40CC; Serial: TP:1412
- Measurement SW: DASY52, Version 52.10 (2); SEMCAD X Version 14.6.12 (7470)

Area Scan (41x121x1): Interpolated grid: dx=1.500 mm, dy=1.500 mm

Maximum value of SAR (interpolated) = 0.367 W/kg

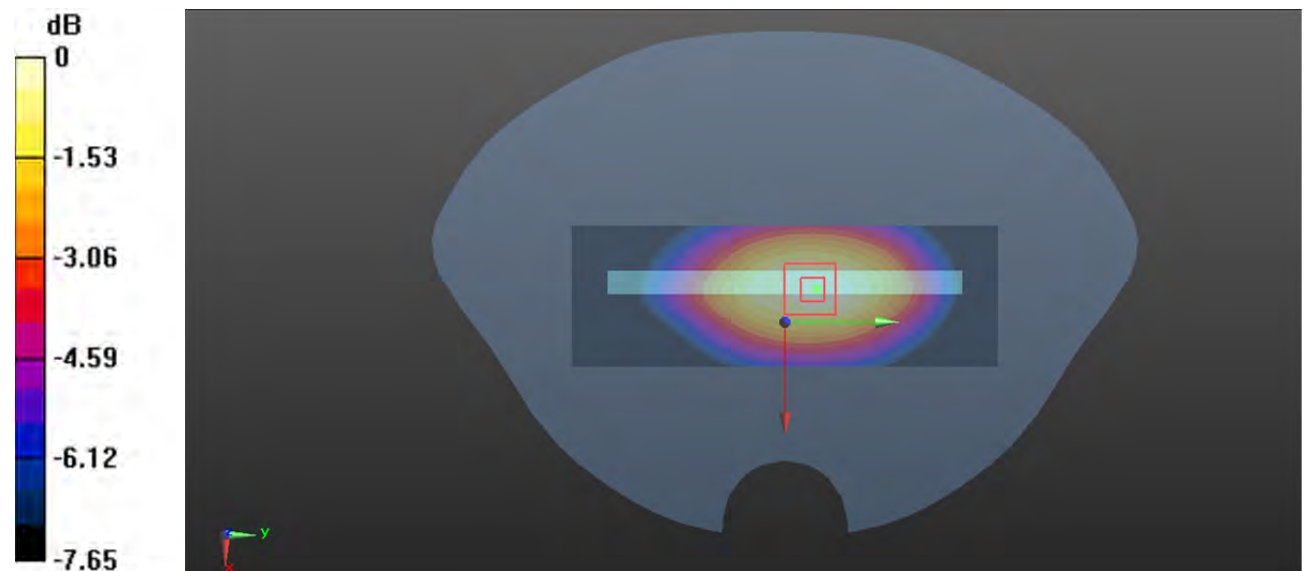
Zoom Scan (5x5x7)/Cube 0: Measurement grid: dx=8mm, dy=8mm, dz=5mm

Reference Value = 17.89 V/m; Power Drift = -0.05 dB

Peak SAR (extrapolated) = 0.416 W/kg

SAR(1 g) = 0.295 W/kg; SAR(10 g) = 0.216 W/kg

Maximum value of SAR (measured) = 0.373 W/kg



0 dB = 0.373 W/kg = -4.28 dBW/kg

Plot 106#: LTE Band 5 1RB Mid_ Body Right**DUT: Phone; Type: NITRO 55E; Serial: CR22080013-SA-S1**

Communication System: Generic FDD-LTE; Frequency: 836.5 MHz; Duty Cycle: 1:1

Medium parameters used: $f = 836.5$ MHz; $\sigma = 0.905$ S/m; $\epsilon_r = 41.587$; $\rho = 1000$ kg/m³

Phantom section: Flat Section

DASY5 Configuration:

- Probe: EX3DV4 - SN7522; ConvF(9.24, 9.24, 9.24) @ 836.5 MHz; Calibrated: 2022/5/6
- Sensor-Surface: 1.4mm (Mechanical Surface Detection)
- Electronics: DAE4 Sn1354; Calibrated: 2021/9/1
- Phantom: SAM 1; Type: QD000P40CC; Serial: TP:1412
- Measurement SW: DASY52, Version 52.10 (2); SEMCAD X Version 14.6.12 (7470)

Area Scan (41x121x1): Interpolated grid: dx=1.500 mm, dy=1.500 mm

Maximum value of SAR (interpolated) = 0.591 W/kg

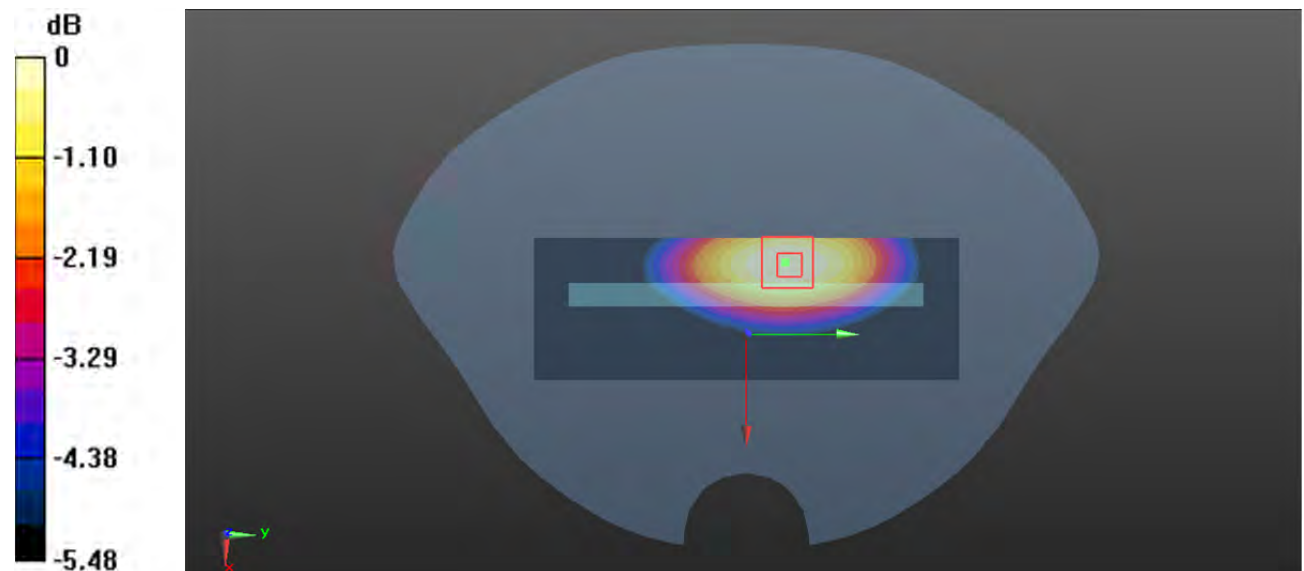
Zoom Scan (5x5x7)/Cube 0: Measurement grid: dx=8mm, dy=8mm, dz=5mm

Reference Value = 19.39 V/m; Power Drift = 0.09 dB

Peak SAR (extrapolated) = 0.651 W/kg

SAR(1 g) = 0.466 W/kg; SAR(10 g) = 0.346 W/kg

Maximum value of SAR (measured) = 0.580 W/kg



0 dB = 0.580 W/kg = -2.37 dBW/kg

Plot 107#: LTE Band 5 50% RB Mid_ Body Right**DUT: Phone; Type: NITRO 55E; Serial: CR22080013-SA-S1**

Communication System: Generic FDD-LTE; Frequency: 836.5 MHz; Duty Cycle: 1:1

Medium parameters used: $f = 836.5$ MHz; $\sigma = 0.905$ S/m; $\epsilon_r = 41.587$; $\rho = 1000$ kg/m³

Phantom section: Flat Section

DASY5 Configuration:

- Probe: EX3DV4 - SN7522; ConvF(9.24, 9.24, 9.24) @ 836.5 MHz; Calibrated: 2022/5/6
- Sensor-Surface: 1.4mm (Mechanical Surface Detection)
- Electronics: DAE4 Sn1354; Calibrated: 2021/9/1
- Phantom: SAM 1; Type: QD000P40CC; Serial: TP:1412
- Measurement SW: DASY52, Version 52.10 (2); SEMCAD X Version 14.6.12 (7470)

Area Scan (41x121x1): Interpolated grid: dx=1.500 mm, dy=1.500 mm

Maximum value of SAR (interpolated) = 0.464 W/kg

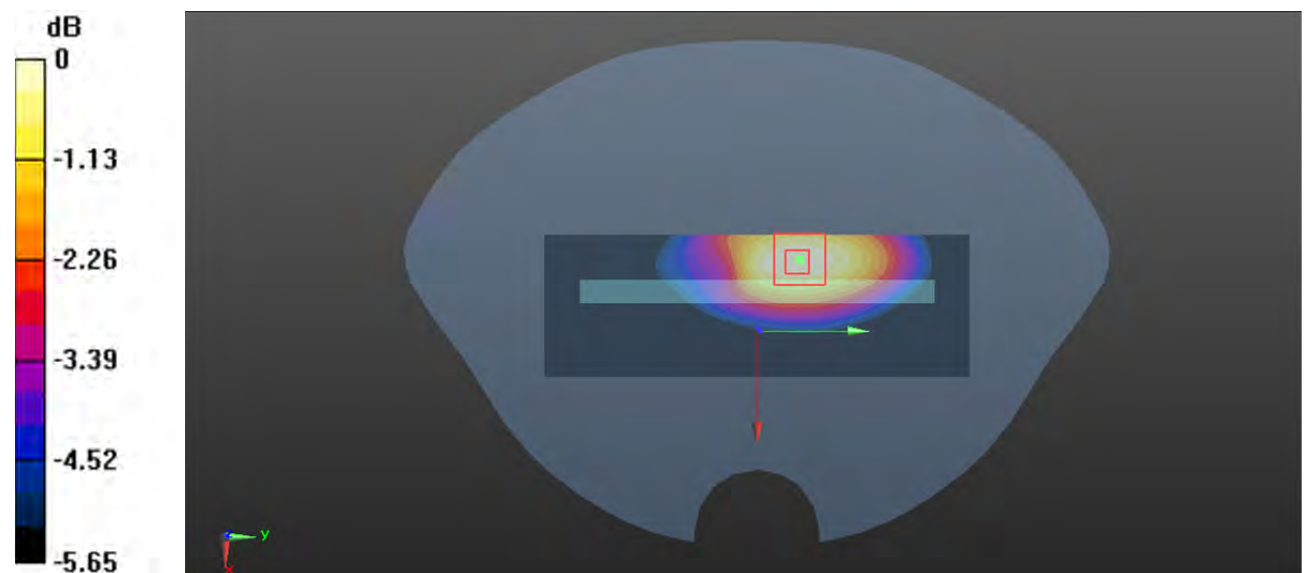
Zoom Scan (5x5x7)/Cube 0: Measurement grid: dx=8mm, dy=8mm, dz=5mm

Reference Value = 17.10 V/m; Power Drift = 0.11 dB

Peak SAR (extrapolated) = 0.522 W/kg

SAR(1 g) = 0.368 W/kg; SAR(10 g) = 0.269 W/kg

Maximum value of SAR (measured) = 0.467 W/kg



0 dB = 0.467 W/kg = -3.31 dBW/kg

Plot 108#: LTE Band 5 1RB Mid_ Body Bottom**DUT: Phone; Type: NITRO 55E; Serial: CR22080013-SA-S1**

Communication System: Generic FDD-LTE; Frequency: 836.5 MHz; Duty Cycle: 1:1

Medium parameters used: $f = 836.5$ MHz; $\sigma = 0.905$ S/m; $\epsilon_r = 41.587$; $\rho = 1000$ kg/m³

Phantom section: Flat Section

DASY5 Configuration:

- Probe: EX3DV4 - SN7522; ConvF(9.24, 9.24, 9.24) @ 836.5 MHz; Calibrated: 2022/5/6
- Sensor-Surface: 1.4mm (Mechanical Surface Detection)
- Electronics: DAE4 Sn1354; Calibrated: 2021/9/1
- Phantom: SAM 1; Type: QD000P40CC; Serial: TP:1412
- Measurement SW: DASY52, Version 52.10 (2); SEMCAD X Version 14.6.12 (7470)

Area Scan (51x81x1): Interpolated grid: dx=1.500 mm, dy=1.500 mm

Maximum value of SAR (interpolated) = 0.226 W/kg

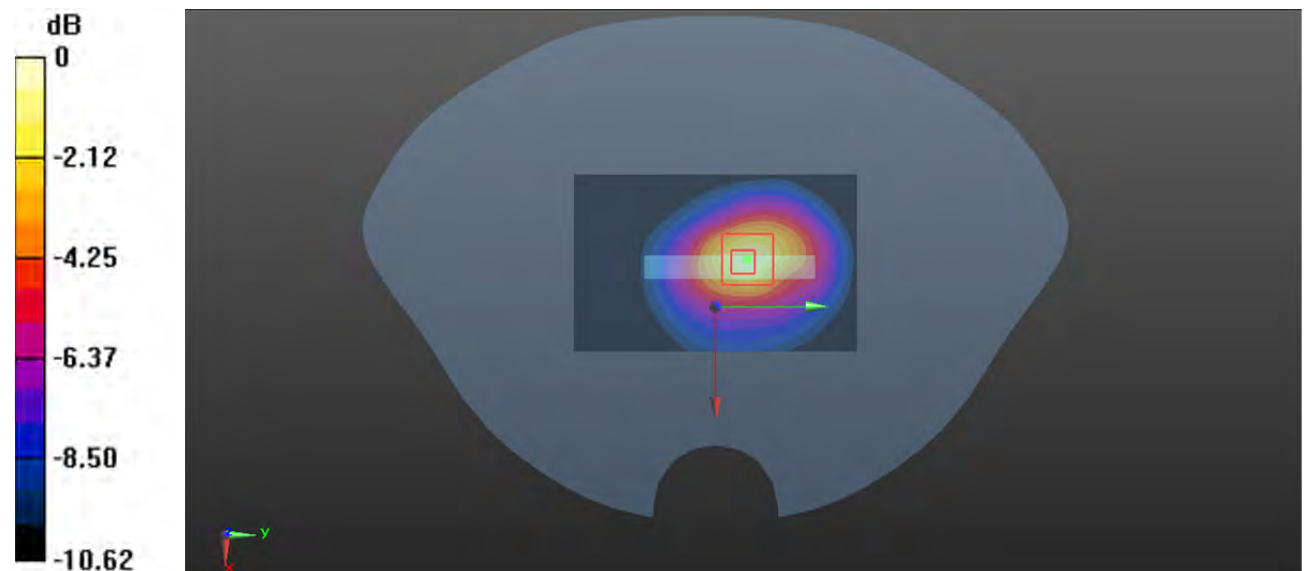
Zoom Scan (5x5x7)/Cube 0: Measurement grid: dx=8mm, dy=8mm, dz=5mm

Reference Value = 11.29 V/m; Power Drift = 0.00 dB

Peak SAR (extrapolated) = 0.382 W/kg

SAR(1 g) = 0.149 W/kg; SAR(10 g) = 0.078 W/kg

Maximum value of SAR (measured) = 0.268 W/kg



0 dB = 0.268 W/kg = -5.72 dBW/kg

Plot 109#: LTE Band 5 50%RB Mid_Body Bottom**DUT: Phone; Type: NITRO 55E; Serial: CR22080013-SA-S1**

Communication System: Generic FDD-LTE; Frequency: 836.5 MHz; Duty Cycle: 1:1

Medium parameters used: $f = 836.5$ MHz; $\sigma = 0.905$ S/m; $\epsilon_r = 41.587$; $\rho = 1000$ kg/m³

Phantom section: Flat Section

DASY5 Configuration:

- Probe: EX3DV4 - SN7522; ConvF(9.24, 9.24, 9.24) @ 836.5 MHz; Calibrated: 2022/5/6
- Sensor-Surface: 1.4mm (Mechanical Surface Detection)
- Electronics: DAE4 Sn1354; Calibrated: 2021/9/1
- Phantom: SAM 1; Type: QD000P40CC; Serial: TP:1412
- Measurement SW: DASY52, Version 52.10 (2); SEMCAD X Version 14.6.12 (7470)

Area Scan (51x81x1): Interpolated grid: dx=1.500 mm, dy=1.500 mm

Maximum value of SAR (interpolated) = 0.188 W/kg

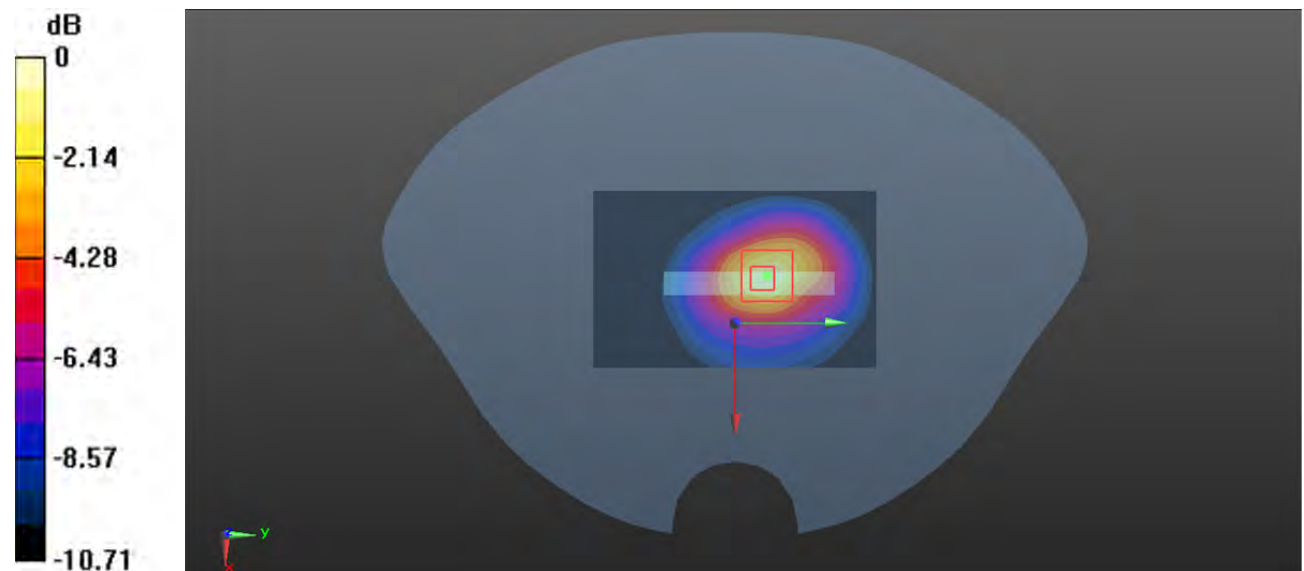
Zoom Scan (5x5x7)/Cube 0: Measurement grid: dx=8mm, dy=8mm, dz=5mm

Reference Value = 10.33 V/m; Power Drift = -0.07 dB

Peak SAR (extrapolated) = 0.326 W/kg

SAR(1 g) = 0.125 W/kg; SAR(10 g) = 0.065 W/kg

Maximum value of SAR (measured) = 0.229 W/kg



0 dB = 0.229 W/kg = -6.40 dBW/kg

Plot 110#: LTE Band 12 1RB Mid_ Head Left Cheek**DUT: Phone; Type: NITRO 55E; Serial: CR22080013-SA-S1**

Communication System: Generic FDD-LTE; Frequency: 707.5 MHz; Duty Cycle: 1:1

Medium parameters used: $f = 707.5$ MHz; $\sigma = 0.868$ S/m; $\epsilon_r = 42.272$; $\rho = 1000$ kg/m³

Phantom section: Left Section

DASY5 Configuration:

- Probe: EX3DV4 - SN7522; ConvF(9.7, 9.7, 9.7) @ 707.5 MHz; Calibrated: 2022/5/6
- Sensor-Surface: 1.4mm (Mechanical Surface Detection)
- Electronics: DAE4 Sn1354; Calibrated: 2021/9/1
- Phantom: SAM 1; Type: QD000P40CC; Serial: TP:1412
- Measurement SW: DASY52, Version 52.10 (2); SEMCAD X Version 14.6.12 (7470)

Area Scan (71x111x1): Interpolated grid: dx=1.500 mm, dy=1.500 mm

Maximum value of SAR (interpolated) = 0.188 W/kg


Zoom Scan (5x5x7)/Cube 0: Measurement grid: dx=8mm, dy=8mm, dz=5mm

Reference Value = 6.353 V/m; Power Drift = -0.14 dB

Peak SAR (extrapolated) = 0.200 W/kg

SAR(1 g) = 0.171 W/kg; SAR(10 g) = 0.146 W/kg

Maximum value of SAR (measured) = 0.190 W/kg



0 dB = 0.190 W/kg = -7.21 dBW/kg

Plot 111#: LTE Band 12 50%RB Mid_ Head Left Cheek**DUT: Phone; Type: NITRO 55E; Serial: CR22080013-SA-S1**

Communication System: Generic FDD-LTE; Frequency: 707.5 MHz; Duty Cycle: 1:1

Medium parameters used: $f = 707.5$ MHz; $\sigma = 0.868$ S/m; $\epsilon_r = 42.272$; $\rho = 1000$ kg/m³

Phantom section: Left Section

DASY5 Configuration:

- Probe: EX3DV4 - SN7522; ConvF(9.7, 9.7, 9.7) @ 707.5 MHz; Calibrated: 2022/5/6
- Sensor-Surface: 1.4mm (Mechanical Surface Detection)
- Electronics: DAE4 Sn1354; Calibrated: 2021/9/1
- Phantom: SAM 1; Type: QD000P40CC; Serial: TP:1412
- Measurement SW: DASY52, Version 52.10 (2); SEMCAD X Version 14.6.12 (7470)

Area Scan (71x111x1): Interpolated grid: dx=1.500 mm, dy=1.500 mm

Maximum value of SAR (interpolated) = 0.151 W/kg


Zoom Scan (5x5x7)/Cube 0: Measurement grid: dx=8mm, dy=8mm, dz=5mm

Reference Value = 5.591 V/m; Power Drift = 0.12 dB

Peak SAR (extrapolated) = 0.162 W/kg

SAR(1 g) = 0.138 W/kg; SAR(10 g) = 0.117 W/kg

Maximum value of SAR (measured) = 0.153 W/kg



0 dB = 0.153 W/kg = -8.15 dBW/kg

Plot 112#: LTE Band 12 1RB Mid_ Head Left Tilt**DUT: Phone; Type: NITRO 55E; Serial: CR22080013-SA-S1**

Communication System: Generic FDD-LTE; Frequency: 707.5 MHz; Duty Cycle: 1:1

Medium parameters used: $f = 707.5$ MHz; $\sigma = 0.868$ S/m; $\epsilon_r = 42.272$; $\rho = 1000$ kg/m³

Phantom section: Left Section

DASY5 Configuration:

- Probe: EX3DV4 - SN7522; ConvF(9.7, 9.7, 9.7) @ 707.5 MHz; Calibrated: 2022/5/6
- Sensor-Surface: 1.4mm (Mechanical Surface Detection)
- Electronics: DAE4 Sn1354; Calibrated: 2021/9/1
- Phantom: SAM 1; Type: QD000P40CC; Serial: TP:1412
- Measurement SW: DASY52, Version 52.10 (2); SEMCAD X Version 14.6.12 (7470)

Area Scan (71x111x1): Interpolated grid: dx=1.500 mm, dy=1.500 mm

Maximum value of SAR (interpolated) = 0.115 W/kg


Zoom Scan (5x5x7)/Cube 0: Measurement grid: dx=8mm, dy=8mm, dz=5mm

Reference Value = 8.178 V/m; Power Drift = -0.06 dB

Peak SAR (extrapolated) = 0.133 W/kg

SAR(1 g) = 0.109 W/kg; SAR(10 g) = 0.093 W/kg

Maximum value of SAR (measured) = 0.124 W/kg



0 dB = 0.124 W/kg = -9.07 dBW/kg

Plot 113#: LTE Band 12 50%RB Mid_ Head Left Tilt**DUT: Phone; Type: NITRO 55E; Serial: CR22080013-SA-S1**

Communication System: Generic FDD-LTE; Frequency: 707.5 MHz; Duty Cycle: 1:1

Medium parameters used: $f = 707.5$ MHz; $\sigma = 0.868$ S/m; $\epsilon_r = 42.272$; $\rho = 1000$ kg/m³

Phantom section: Left Section

DASY5 Configuration:

- Probe: EX3DV4 - SN7522; ConvF(9.7, 9.7, 9.7) @ 707.5 MHz; Calibrated: 2022/5/6
- Sensor-Surface: 1.4mm (Mechanical Surface Detection)
- Electronics: DAE4 Sn1354; Calibrated: 2021/9/1
- Phantom: SAM 1; Type: QD000P40CC; Serial: TP:1412
- Measurement SW: DASY52, Version 52.10 (2); SEMCAD X Version 14.6.12 (7470)

Area Scan (71x111x1): Interpolated grid: dx=1.500 mm, dy=1.500 mm

Maximum value of SAR (interpolated) = 0.139 W/kg


Zoom Scan (5x5x7)/Cube 0: Measurement grid: dx=8mm, dy=8mm, dz=5mm

Reference Value = 8.756 V/m; Power Drift = 0.11 dB

Peak SAR (extrapolated) = 0.144 W/kg

SAR(1 g) = 0.121 W/kg; SAR(10 g) = 0.106 W/kg

Maximum value of SAR (measured) = 0.134 W/kg



0 dB = 0.134 W/kg = -8.73 dBW/kg

Plot 114#: LTE Band 12 1RB Mid_ Head Right Cheek**DUT: Phone; Type: NITRO 55E; Serial: CR22080013-SA-S1**

Communication System: Generic FDD-LTE; Frequency: 707.5 MHz; Duty Cycle: 1:1

Medium parameters used: $f = 707.5$ MHz; $\sigma = 0.868$ S/m; $\epsilon_r = 42.272$; $\rho = 1000$ kg/m³

Phantom section: Right Section

DASY5 Configuration:

- Probe: EX3DV4 - SN7522; ConvF(9.7, 9.7, 9.7) @ 707.5 MHz; Calibrated: 2022/5/6
- Sensor-Surface: 1.4mm (Mechanical Surface Detection)
- Electronics: DAE4 Sn1354; Calibrated: 2021/9/1
- Phantom: SAM 1; Type: QD000P40CC; Serial: TP:1412
- Measurement SW: DASY52, Version 52.10 (2); SEMCAD X Version 14.6.12 (7470)

Area Scan (61x111x1): Interpolated grid: dx=1.500 mm, dy=1.500 mm

Maximum value of SAR (interpolated) = 0.205 W/kg


Zoom Scan (5x5x7)/Cube 0: Measurement grid: dx=8mm, dy=8mm, dz=5mm

Reference Value = 4.570 V/m; Power Drift = -0.07 dB

Peak SAR (extrapolated) = 0.220 W/kg

SAR(1 g) = 0.186 W/kg; SAR(10 g) = 0.156 W/kg

Maximum value of SAR (measured) = 0.206 W/kg



0 dB = 0.206 W/kg = -6.86 dBW/kg

Plot 115#: LTE Band 12 50%RB Mid_ Head Right Cheek**DUT: Phone; Type: NITRO 55E; Serial: CR22080013-SA-S1**

Communication System: Generic FDD-LTE; Frequency: 707.5 MHz; Duty Cycle: 1:1

Medium parameters used: $f = 707.5$ MHz; $\sigma = 0.868$ S/m; $\epsilon_r = 42.272$; $\rho = 1000$ kg/m³

Phantom section: Right Section

DASY5 Configuration:

- Probe: EX3DV4 - SN7522; ConvF(9.7, 9.7, 9.7) @ 707.5 MHz; Calibrated: 2022/5/6
- Sensor-Surface: 1.4mm (Mechanical Surface Detection)
- Electronics: DAE4 Sn1354; Calibrated: 2021/9/1
- Phantom: SAM 1; Type: QD000P40CC; Serial: TP:1412
- Measurement SW: DASY52, Version 52.10 (2); SEMCAD X Version 14.6.12 (7470)

Area Scan (61x111x1): Interpolated grid: dx=1.500 mm, dy=1.500 mm

Maximum value of SAR (interpolated) = 0.161 W/kg


Zoom Scan (5x5x7)/Cube 0: Measurement grid: dx=8mm, dy=8mm, dz=5mm

Reference Value = 4.161 V/m; Power Drift = -0.15 dB

Peak SAR (extrapolated) = 0.172 W/kg

SAR(1 g) = 0.145 W/kg; SAR(10 g) = 0.122 W/kg

Maximum value of SAR (measured) = 0.161 W/kg



0 dB = 0.161 W/kg = -7.93 dBW/kg

Plot 116#: LTE Band 12 1 RB Mid_ Head Right Tilt**DUT: Phone; Type: NITRO 55E; Serial: CR22080013-SA-S1**

Communication System: Generic FDD-LTE; Frequency: 707.5 MHz; Duty Cycle: 1:1

Medium parameters used: $f = 707.5$ MHz; $\sigma = 0.868$ S/m; $\epsilon_r = 42.272$; $\rho = 1000$ kg/m³

Phantom section: Right Section

DASY5 Configuration:

- Probe: EX3DV4 - SN7522; ConvF(9.7, 9.7, 9.7) @ 707.5 MHz; Calibrated: 2022/5/6
- Sensor-Surface: 1.4mm (Mechanical Surface Detection)
- Electronics: DAE4 Sn1354; Calibrated: 2021/9/1
- Phantom: SAM 1; Type: QD000P40CC; Serial: TP:1412
- Measurement SW: DASY52, Version 52.10 (2); SEMCAD X Version 14.6.12 (7470)

Area Scan (61x111x1): Interpolated grid: dx=1.500 mm, dy=1.500 mm

Maximum value of SAR (interpolated) = 0.118 W/kg


Zoom Scan (5x5x7)/Cube 0: Measurement grid: dx=8mm, dy=8mm, dz=5mm

Reference Value = 7.366 V/m; Power Drift = 0.02 dB

Peak SAR (extrapolated) = 0.127 W/kg

SAR(1 g) = 0.111 W/kg; SAR(10 g) = 0.097 W/kg

Maximum value of SAR (measured) = 0.121 W/kg



0 dB = 0.121 W/kg = -9.17 dBW/kg

Plot 117#: LTE Band 12 50%RB Mid_ Head Right Tilt**DUT: Phone; Type: NITRO 55E; Serial: CR22080013-SA-S1**

Communication System: Generic FDD-LTE; Frequency: 707.5 MHz; Duty Cycle: 1:1

Medium parameters used: $f = 707.5$ MHz; $\sigma = 0.868$ S/m; $\epsilon_r = 42.272$; $\rho = 1000$ kg/m³

Phantom section: Right Section

DASY5 Configuration:

- Probe: EX3DV4 - SN7522; ConvF(9.7, 9.7, 9.7) @ 707.5 MHz; Calibrated: 2022/5/6
- Sensor-Surface: 1.4mm (Mechanical Surface Detection)
- Electronics: DAE4 Sn1354; Calibrated: 2021/9/1
- Phantom: SAM 1; Type: QD000P40CC; Serial: TP:1412
- Measurement SW: DASY52, Version 52.10 (2); SEMCAD X Version 14.6.12 (7470)

Area Scan (61x111x1): Interpolated grid: dx=1.500 mm, dy=1.500 mm

Maximum value of SAR (interpolated) = 0.0975 W/kg


Zoom Scan (5x5x7)/Cube 0: Measurement grid: dx=8mm, dy=8mm, dz=5mm

Reference Value = 6.577 V/m; Power Drift = -0.03 dB

Peak SAR (extrapolated) = 0.102 W/kg

SAR(1 g) = 0.087 W/kg; SAR(10 g) = 0.075 W/kg

Maximum value of SAR (measured) = 0.0976 W/kg



0 dB = 0.0976 W/kg = -10.11 dBW/kg

Plot 118#: LTE Band 12 1RB Mid_ Body Front**DUT: Phone; Type: NITRO 55E; Serial: CR22080013-SA-S1**

Communication System: Generic FDD-LTE; Frequency: 707.5 MHz; Duty Cycle: 1:1

Medium parameters used: $f = 707.5$ MHz; $\sigma = 0.868$ S/m; $\epsilon_r = 42.272$; $\rho = 1000$ kg/m³

Phantom section: Flat Section

DASY5 Configuration:

- Probe: EX3DV4 - SN7522; ConvF(9.7, 9.7, 9.7) @ 707.5 MHz; Calibrated: 2022/5/6
- Sensor-Surface: 1.4mm (Mechanical Surface Detection)
- Electronics: DAE4 Sn1354; Calibrated: 2021/9/1
- Phantom: SAM 1; Type: QD000P40CC; Serial: TP:1412
- Measurement SW: DASY52, Version 52.10 (2); SEMCAD X Version 14.6.12 (7470)

Area Scan (71x121x1): Interpolated grid: dx=1.500 mm, dy=1.500 mm

Maximum value of SAR (interpolated) = 0.269 W/kg

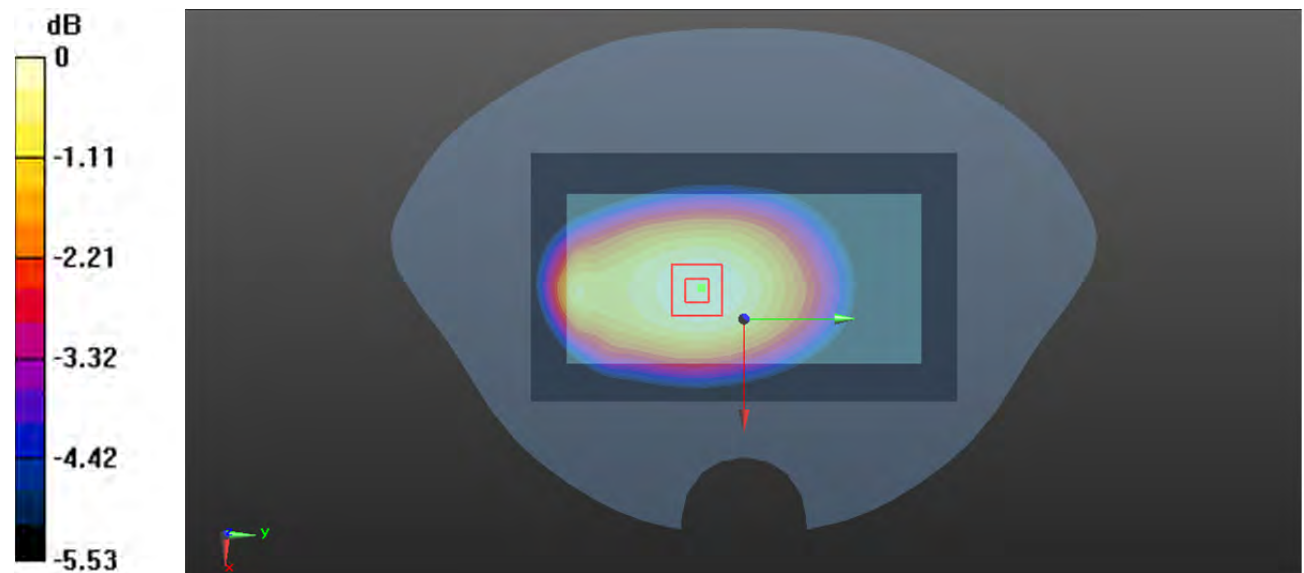
Zoom Scan (5x5x7)/Cube 0: Measurement grid: dx=8mm, dy=8mm, dz=5mm

Reference Value = 15.40 V/m; Power Drift = 0.07 dB

Peak SAR (extrapolated) = 0.289 W/kg

SAR(1 g) = 0.233 W/kg; SAR(10 g) = 0.190 W/kg

Maximum value of SAR (measured) = 0.269 W/kg



0 dB = 0.269 W/kg = -5.70 dBW/kg

Plot 119#: LTE Band 12 50%RB Mid_Body Front**DUT: Phone; Type: NITRO 55E; Serial: CR22080013-SA-S1**

Communication System: Generic FDD-LTE; Frequency: 707.5 MHz; Duty Cycle: 1:1

Medium parameters used: $f = 707.5$ MHz; $\sigma = 0.868$ S/m; $\epsilon_r = 42.272$; $\rho = 1000$ kg/m³

Phantom section: Flat Section

DASY5 Configuration:

- Probe: EX3DV4 - SN7522; ConvF(9.7, 9.7, 9.7) @ 707.5 MHz; Calibrated: 2022/5/6
- Sensor-Surface: 1.4mm (Mechanical Surface Detection)
- Electronics: DAE4 Sn1354; Calibrated: 2021/9/1
- Phantom: SAM 1; Type: QD000P40CC; Serial: TP:1412
- Measurement SW: DASY52, Version 52.10 (2); SEMCAD X Version 14.6.12 (7470)

Area Scan (71x121x1): Interpolated grid: dx=1.500 mm, dy=1.500 mm

Maximum value of SAR (interpolated) = 0.218 W/kg

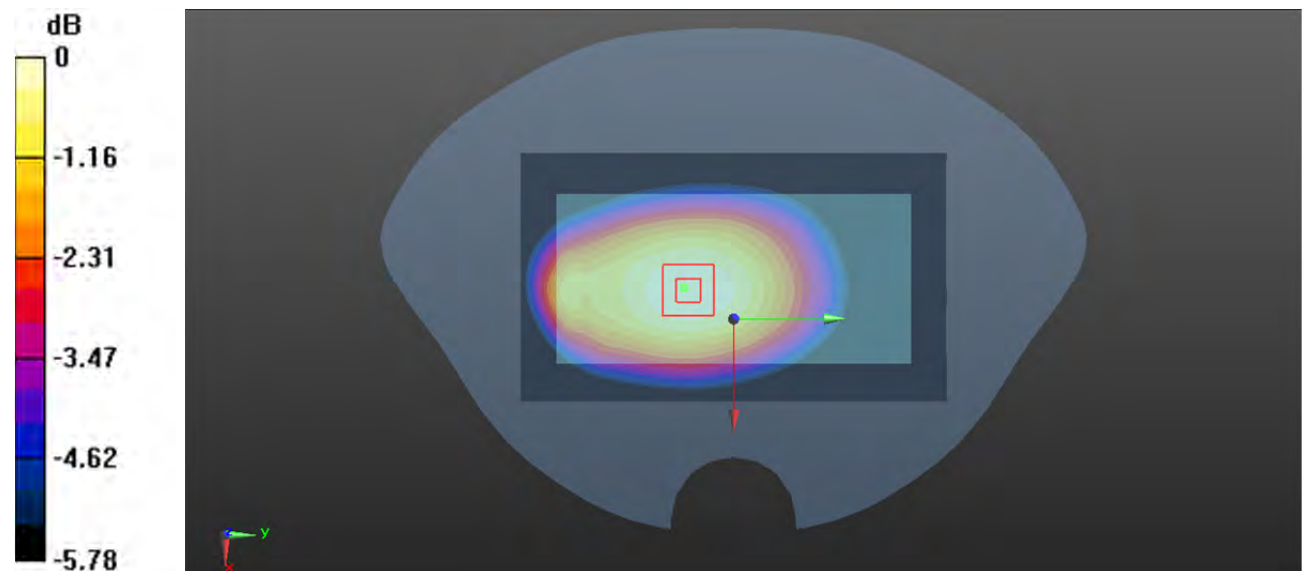
Zoom Scan (5x5x7)/Cube 0: Measurement grid: dx=8mm, dy=8mm, dz=5mm

Reference Value = 14.02 V/m; Power Drift = 0.06 dB

Peak SAR (extrapolated) = 0.239 W/kg

SAR(1 g) = 0.192 W/kg; SAR(10 g) = 0.157 W/kg

Maximum value of SAR (measured) = 0.221 W/kg



0 dB = 0.221 W/kg = -6.56 dBW/kg

Plot 120#: LTE Band 12 1RB Low_ Body Back**DUT: Phone; Type: NITRO 55E; Serial: CR22080013-SA-S1**

Communication System: Generic FDD-LTE; Frequency: 704 MHz; Duty Cycle: 1:1
 Medium parameters used: $f = 704$ MHz; $\sigma = 0.861$ S/m; $\epsilon_r = 42.346$; $\rho = 1000$ kg/m³
 Phantom section: Flat Section

DASY5 Configuration:

- Probe: EX3DV4 - SN7522; ConvF(9.7, 9.7, 9.7) @ 704 MHz; Calibrated: 2022/5/6
- Sensor-Surface: 1.4mm (Mechanical Surface Detection)
- Electronics: DAE4 Sn1354; Calibrated: 2021/9/1
- Phantom: SAM 1; Type: QD000P40CC; Serial: TP:1412
- Measurement SW: DASY52, Version 52.10 (2); SEMCAD X Version 14.6.12 (7470)

Area Scan (71x121x1): Interpolated grid: dx=1.500 mm, dy=1.500 mm

Maximum value of SAR (interpolated) = 0.419 W/kg

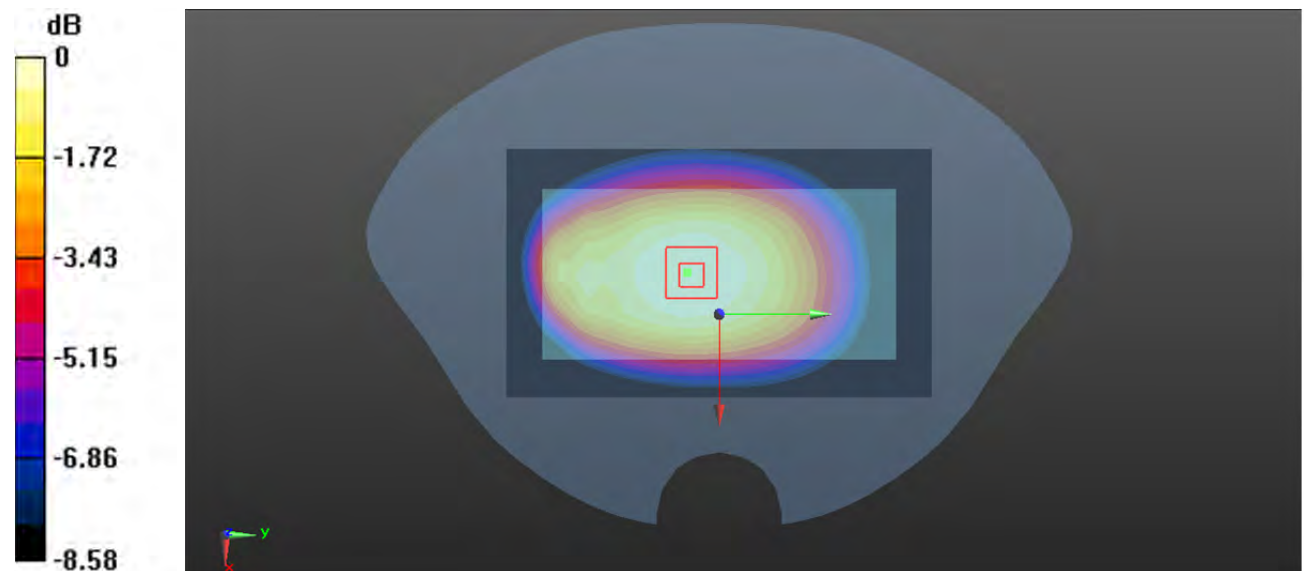
Zoom Scan (5x5x7)/Cube 0: Measurement grid: dx=8mm, dy=8mm, dz=5mm

Reference Value = 19.29 V/m; Power Drift = 0.08 dB

Peak SAR (extrapolated) = 0.470 W/kg

SAR(1 g) = 0.340 W/kg; SAR(10 g) = 0.254 W/kg

Maximum value of SAR (measured) = 0.421 W/kg



0 dB = 0.421 W/kg = -3.76 dBW/kg

Plot 121#: LTE Band 12 1RB Mid_Body Back**DUT: Phone; Type: NITRO 55E; Serial: CR22080013-SA-S1**

Communication System: Generic FDD-LTE; Frequency: 707.5 MHz; Duty Cycle: 1:1

Medium parameters used: $f = 707.5$ MHz; $\sigma = 0.868$ S/m; $\epsilon_r = 42.272$; $\rho = 1000$ kg/m³

Phantom section: Flat Section

DASY5 Configuration:

- Probe: EX3DV4 - SN7522; ConvF(9.7, 9.7, 9.7) @ 707.5 MHz; Calibrated: 2022/5/6
- Sensor-Surface: 1.4mm (Mechanical Surface Detection)
- Electronics: DAE4 Sn1354; Calibrated: 2021/9/1
- Phantom: SAM 1; Type: QD000P40CC; Serial: TP:1412
- Measurement SW: DASY52, Version 52.10 (2); SEMCAD X Version 14.6.12 (7470)

Area Scan (71x121x1): Interpolated grid: dx=1.500 mm, dy=1.500 mm

Maximum value of SAR (interpolated) = 0.461 W/kg

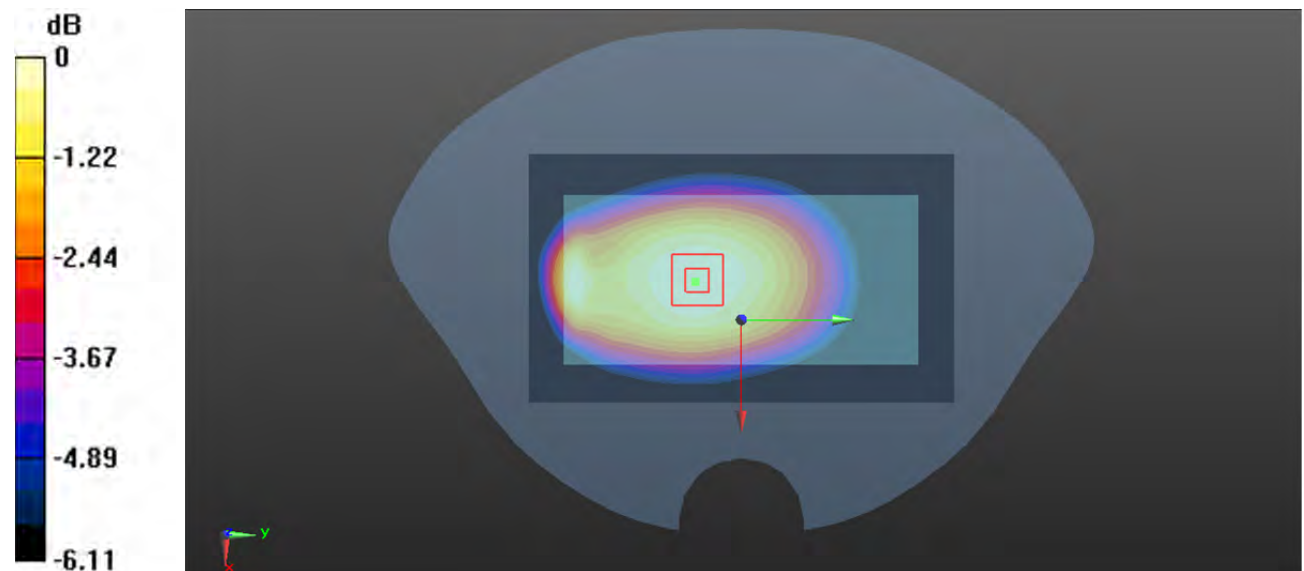
Zoom Scan (5x5x7)/Cube 0: Measurement grid: dx=8mm, dy=8mm, dz=5mm

Reference Value = 20.70 V/m; Power Drift = -0.15 dB

Peak SAR (extrapolated) = 0.495 W/kg

SAR(1 g) = 0.395 W/kg; SAR(10 g) = 0.323 W/kg

Maximum value of SAR (measured) = 0.456 W/kg



0 dB = 0.456 W/kg = -3.41 dBW/kg

Plot 122#: LTE Band 12 1RB High_ Body Back**DUT: Phone; Type: NITRO 55E; Serial: CR22080013-SA-S1**

Communication System: Generic FDD-LTE; Frequency: 711 MHz; Duty Cycle: 1:1
 Medium parameters used: $f = 711$ MHz; $\sigma = 0.874$ S/m; $\epsilon_r = 42.198$; $\rho = 1000$ kg/m³
 Phantom section: Flat Section

DASY5 Configuration:

- Probe: EX3DV4 - SN7522; ConvF(9.7, 9.7, 9.7) @ 711 MHz; Calibrated: 2022/5/6
- Sensor-Surface: 1.4mm (Mechanical Surface Detection)
- Electronics: DAE4 Sn1354; Calibrated: 2021/9/1
- Phantom: SAM 1; Type: QD000P40CC; Serial: TP:1412
- Measurement SW: DASY52, Version 52.10 (2); SEMCAD X Version 14.6.12 (7470)

Area Scan (71x121x1): Interpolated grid: dx=1.500 mm, dy=1.500 mm

Maximum value of SAR (interpolated) = 0.432 W/kg

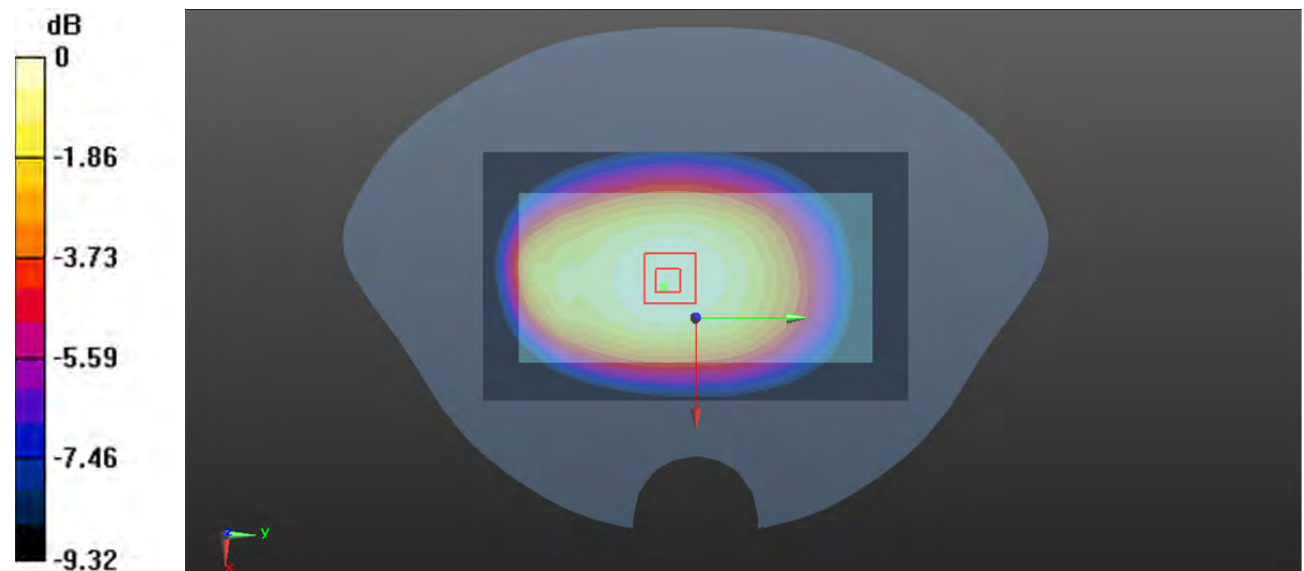
Zoom Scan (5x5x7)/Cube 0: Measurement grid: dx=8mm, dy=8mm, dz=5mm

Reference Value = 19.70 V/m; Power Drift = -0.10 dB

Peak SAR (extrapolated) = 0.471 W/kg

SAR(1 g) = 0.337 W/kg; SAR(10 g) = 0.252 W/kg

Maximum value of SAR (measured) = 0.421 W/kg



0 dB = 0.421 W/kg = -3.76 dBW/kg

Plot 123#: LTE Band 12 50%RB Mid_Body Back**DUT: Phone; Type: NITRO 55E; Serial: CR22080013-SA-S1**

Communication System: Generic FDD-LTE; Frequency: 707.5 MHz; Duty Cycle: 1:1

Medium parameters used: $f = 707.5$ MHz; $\sigma = 0.868$ S/m; $\epsilon_r = 42.272$; $\rho = 1000$ kg/m³

Phantom section: Flat Section

DASY5 Configuration:

- Probe: EX3DV4 - SN7522; ConvF(9.7, 9.7, 9.7) @ 707.5 MHz; Calibrated: 2022/5/6
- Sensor-Surface: 1.4mm (Mechanical Surface Detection)
- Electronics: DAE4 Sn1354; Calibrated: 2021/9/1
- Phantom: SAM 1; Type: QD000P40CC; Serial: TP:1412
- Measurement SW: DASY52, Version 52.10 (2); SEMCAD X Version 14.6.12 (7470)

Area Scan (71x121x1): Interpolated grid: dx=1.500 mm, dy=1.500 mm

Maximum value of SAR (interpolated) = 0.383 W/kg

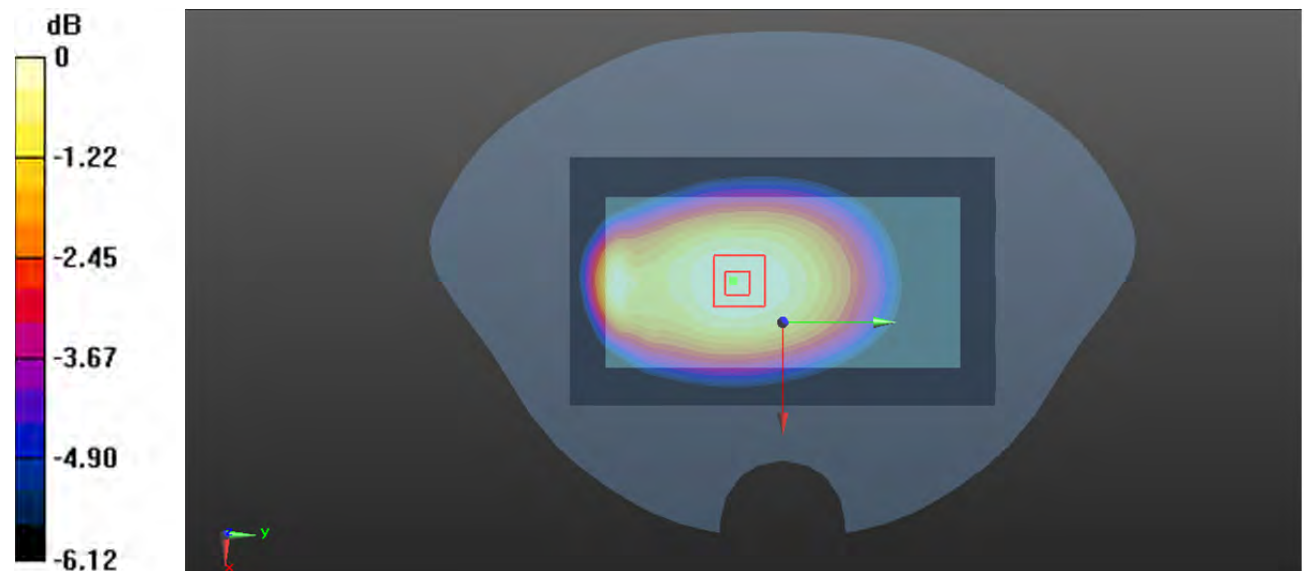
Zoom Scan (5x5x7)/Cube 0: Measurement grid: dx=8mm, dy=8mm, dz=5mm

Reference Value = 18.45 V/m; Power Drift = 0.07 dB

Peak SAR (extrapolated) = 0.404 W/kg

SAR(1 g) = 0.325 W/kg; SAR(10 g) = 0.266 W/kg

Maximum value of SAR (measured) = 0.374 W/kg



0 dB = 0.374 W/kg = -4.27 dBW/kg

Plot 124#: LTE Band 12 1RB Mid_Body Left**DUT: Phone; Type: NITRO 55E; Serial: CR22080013-SA-S1**

Communication System: Generic FDD-LTE; Frequency: 707.5 MHz; Duty Cycle: 1:1

Medium parameters used: $f = 707.5$ MHz; $\sigma = 0.868$ S/m; $\epsilon_r = 42.272$; $\rho = 1000$ kg/m³

Phantom section: Flat Section

DASY5 Configuration:

- Probe: EX3DV4 - SN7522; ConvF(9.7, 9.7, 9.7) @ 707.5 MHz; Calibrated: 2022/5/6
- Sensor-Surface: 1.4mm (Mechanical Surface Detection)
- Electronics: DAE4 Sn1354; Calibrated: 2021/9/1
- Phantom: SAM 1; Type: QD000P40CC; Serial: TP:1412
- Measurement SW: DASY52, Version 52.10 (2); SEMCAD X Version 14.6.12 (7470)

Area Scan (41x121x1): Interpolated grid: dx=1.500 mm, dy=1.500 mm

Maximum value of SAR (interpolated) = 0.269 W/kg

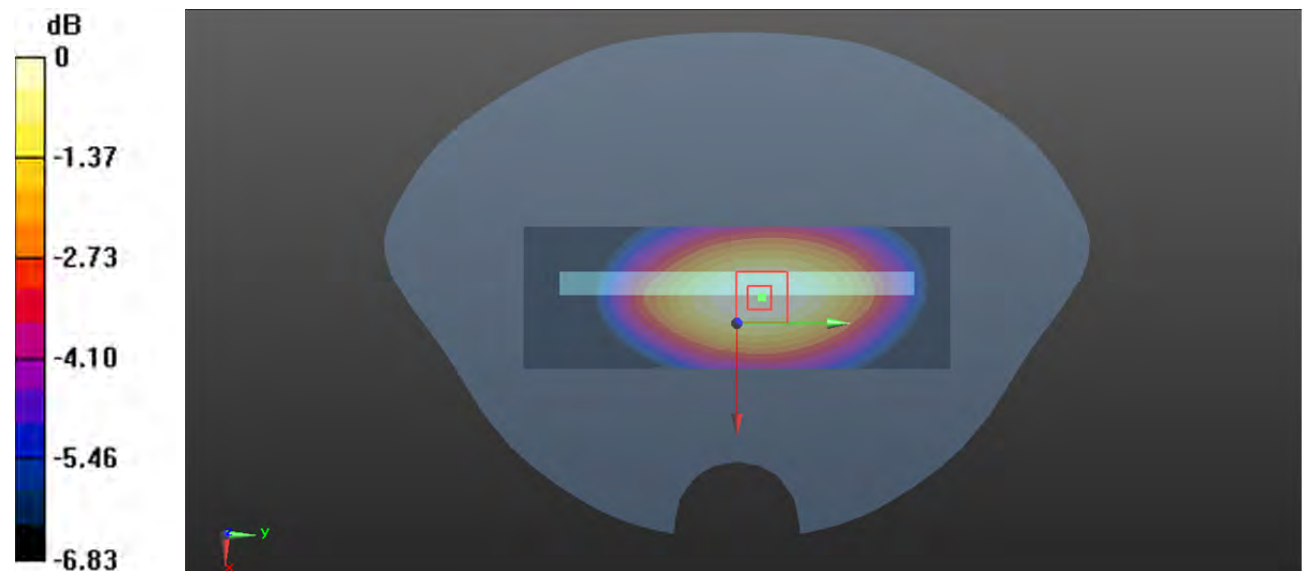
Zoom Scan (5x5x7)/Cube 0: Measurement grid: dx=8mm, dy=8mm, dz=5mm

Reference Value = 15.40 V/m; Power Drift = -0.13 dB

Peak SAR (extrapolated) = 0.296 W/kg

SAR(1 g) = 0.215 W/kg; SAR(10 g) = 0.163 W/kg

Maximum value of SAR (measured) = 0.266 W/kg



0 dB = 0.266 W/kg = -5.75 dBW/kg

Plot 125#: LTE Band 12 50%RB Mid_ Body Left**DUT: Phone; Type: NITRO 55E; Serial: CR22080013-SA-S1**

Communication System: Generic FDD-LTE; Frequency: 707.5 MHz; Duty Cycle: 1:1

Medium parameters used: $f = 707.5$ MHz; $\sigma = 0.868$ S/m; $\epsilon_r = 42.272$; $\rho = 1000$ kg/m³

Phantom section: Flat Section

DASY5 Configuration:

- Probe: EX3DV4 - SN7522; ConvF(9.7, 9.7, 9.7) @ 707.5 MHz; Calibrated: 2022/5/6
- Sensor-Surface: 1.4mm (Mechanical Surface Detection)
- Electronics: DAE4 Sn1354; Calibrated: 2021/9/1
- Phantom: SAM 1; Type: QD000P40CC; Serial: TP:1412
- Measurement SW: DASY52, Version 52.10 (2); SEMCAD X Version 14.6.12 (7470)

Area Scan (41x121x1): Interpolated grid: dx=1.500 mm, dy=1.500 mm

Maximum value of SAR (interpolated) = 0.207 W/kg

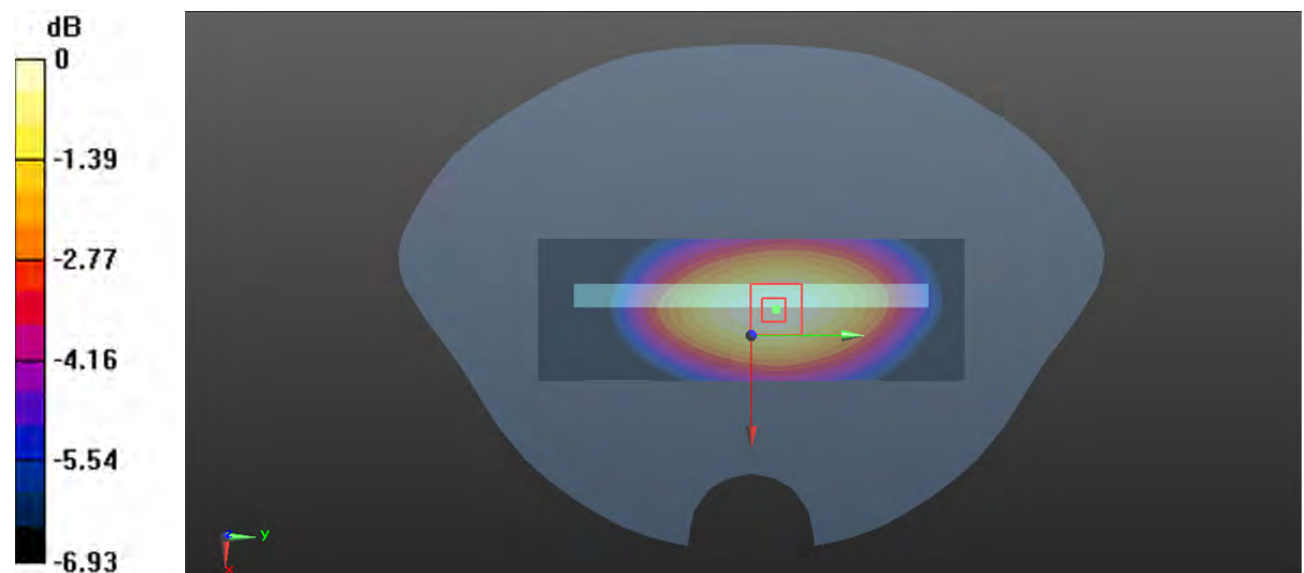
Zoom Scan (5x5x7)/Cube 0: Measurement grid: dx=8mm, dy=8mm, dz=5mm

Reference Value = 13.53 V/m; Power Drift = -0.05 dB

Peak SAR (extrapolated) = 0.231 W/kg

SAR(1 g) = 0.169 W/kg; SAR(10 g) = 0.128 W/kg

Maximum value of SAR (measured) = 0.208 W/kg



0 dB = 0.208 W/kg = -6.82 dBW/kg

Plot 126#: LTE Band 12 1RB Mid_ Body Right**DUT: Phone; Type: NITRO 55E; Serial: CR22080013-SA-S1**

Communication System: Generic FDD-LTE; Frequency: 707.5 MHz; Duty Cycle: 1:1

Medium parameters used: $f = 707.5$ MHz; $\sigma = 0.868$ S/m; $\epsilon_r = 42.272$; $\rho = 1000$ kg/m³

Phantom section: Flat Section

DASY5 Configuration:

- Probe: EX3DV4 - SN7522; ConvF(9.7, 9.7, 9.7) @ 707.5 MHz; Calibrated: 2022/5/6
- Sensor-Surface: 1.4mm (Mechanical Surface Detection)
- Electronics: DAE4 Sn1354; Calibrated: 2021/9/1
- Phantom: SAM 1; Type: QD000P40CC; Serial: TP:1412
- Measurement SW: DASY52, Version 52.10 (2); SEMCAD X Version 14.6.12 (7470)

Area Scan (51x121x1): Interpolated grid: dx=1.500 mm, dy=1.500 mm

Maximum value of SAR (interpolated) = 0.299 W/kg

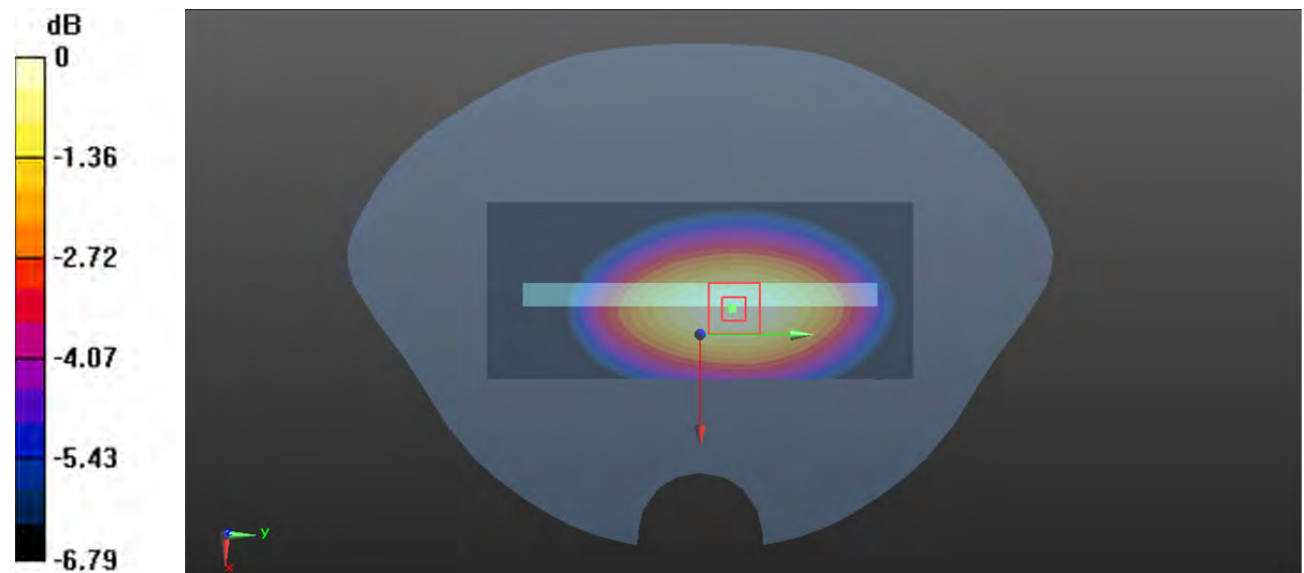
Zoom Scan (5x5x7)/Cube 0: Measurement grid: dx=8mm, dy=8mm, dz=5mm

Reference Value = 16.07 V/m; Power Drift = -0.14 dB

Peak SAR (extrapolated) = 0.332 W/kg

SAR(1 g) = 0.242 W/kg; SAR(10 g) = 0.183 W/kg

Maximum value of SAR (measured) = 0.300 W/kg



0 dB = 0.300 W/kg = -5.23 dBW/kg

Plot 127#: LTE Band 12 50%RB Mid_Body Right**DUT: Phone; Type: NITRO 55E; Serial: CR22080013-SA-S1**

Communication System: Generic FDD-LTE; Frequency: 707.5 MHz; Duty Cycle: 1:1

Medium parameters used: $f = 707.5$ MHz; $\sigma = 0.868$ S/m; $\epsilon_r = 42.272$; $\rho = 1000$ kg/m³

Phantom section: Flat Section

DASY5 Configuration:

- Probe: EX3DV4 - SN7522; ConvF(9.7, 9.7, 9.7) @ 707.5 MHz; Calibrated: 2022/5/6
- Sensor-Surface: 1.4mm (Mechanical Surface Detection)
- Electronics: DAE4 Sn1354; Calibrated: 2021/9/1
- Phantom: SAM 1; Type: QD000P40CC; Serial: TP:1412
- Measurement SW: DASY52, Version 52.10 (2); SEMCAD X Version 14.6.12 (7470)

Area Scan (51x121x1): Interpolated grid: dx=1.500 mm, dy=1.500 mm

Maximum value of SAR (interpolated) = 0.238 W/kg

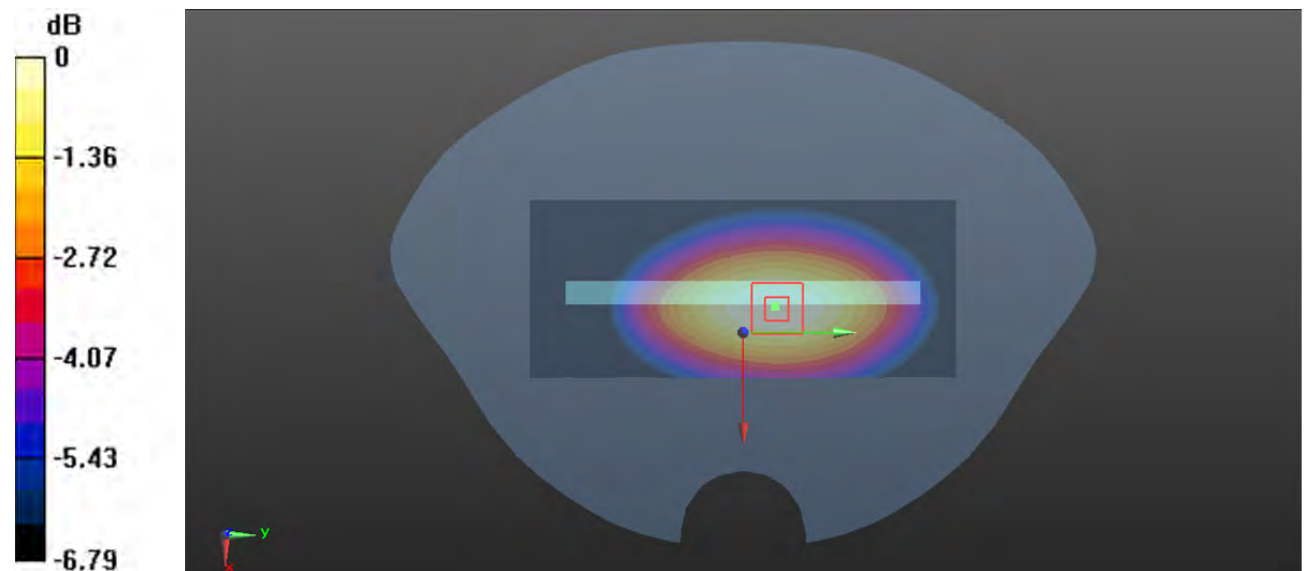
Zoom Scan (5x5x7)/Cube 0: Measurement grid: dx=8mm, dy=8mm, dz=5mm

Reference Value = 14.24 V/m; Power Drift = -0.05 dB

Peak SAR (extrapolated) = 0.262 W/kg

SAR(1 g) = 0.192 W/kg; SAR(10 g) = 0.145 W/kg

Maximum value of SAR (measured) = 0.235 W/kg



0 dB = 0.235 W/kg = -6.29 dBW/kg

Plot 128#: LTE Band 12 1RB Mid_Body Bottom**DUT: Phone; Type: NITRO 55E; Serial: CR22080013-SA-S1**

Communication System: Generic FDD-LTE; Frequency: 707.5 MHz; Duty Cycle: 1:1

Medium parameters used: $f = 707.5$ MHz; $\sigma = 0.868$ S/m; $\epsilon_r = 42.272$; $\rho = 1000$ kg/m³

Phantom section: Flat Section

DASY5 Configuration:

- Probe: EX3DV4 - SN7522; ConvF(9.7, 9.7, 9.7) @ 707.5 MHz; Calibrated: 2022/5/6
- Sensor-Surface: 1.4mm (Mechanical Surface Detection)
- Electronics: DAE4 Sn1354; Calibrated: 2021/9/1
- Phantom: SAM 1; Type: QD000P40CC; Serial: TP:1412
- Measurement SW: DASY52, Version 52.10 (2); SEMCAD X Version 14.6.12 (7470)

Area Scan (51x81x1): Interpolated grid: dx=1.500 mm, dy=1.500 mm

Maximum value of SAR (interpolated) = 0.218 W/kg

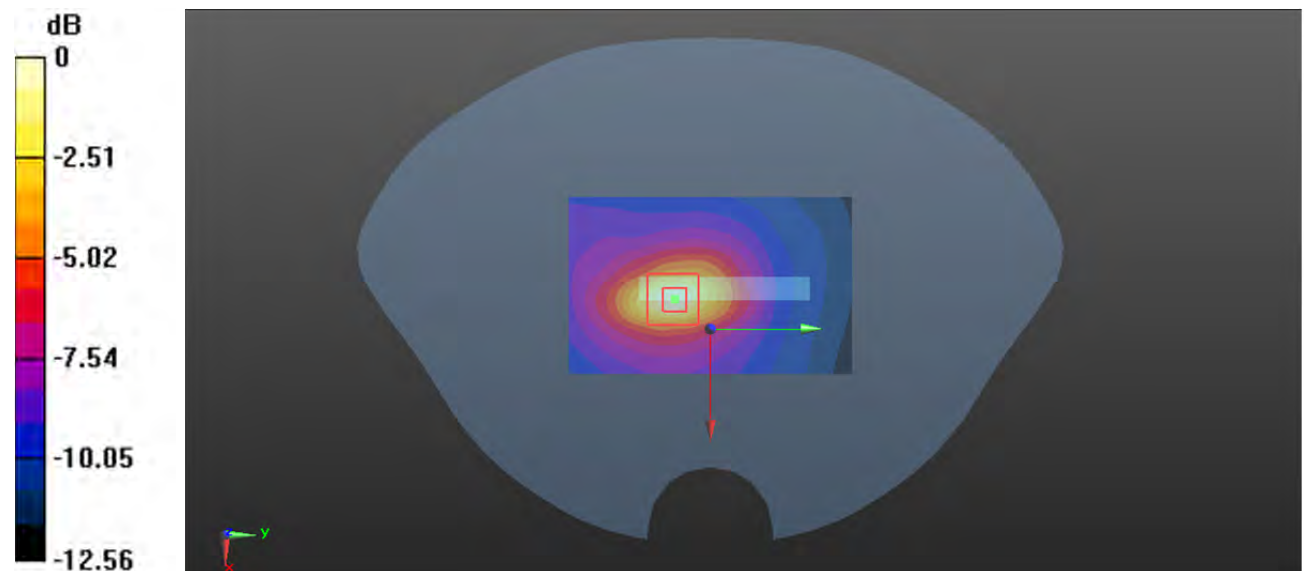
Zoom Scan (5x5x7)/Cube 0: Measurement grid: dx=8mm, dy=8mm, dz=5mm

Reference Value = 9.232 V/m; Power Drift = 0.04 dB

Peak SAR (extrapolated) = 0.327 W/kg

SAR(1 g) = 0.112 W/kg; SAR(10 g) = 0.056 W/kg

Maximum value of SAR (measured) = 0.221 W/kg



0 dB = 0.221 W/kg = -6.56 dBW/kg

Plot 129#: LTE Band 12 50%RB Mid_Body Bottom**DUT: Phone; Type: NITRO 55E; Serial: CR22080013-SA-S1**

Communication System: Generic FDD-LTE; Frequency: 707.5 MHz; Duty Cycle: 1:1

Medium parameters used: $f = 707.5$ MHz; $\sigma = 0.868$ S/m; $\epsilon_r = 42.272$; $\rho = 1000$ kg/m³

Phantom section: Flat Section

DASY5 Configuration:

- Probe: EX3DV4 - SN7522; ConvF(9.7, 9.7, 9.7) @ 707.5 MHz; Calibrated: 2022/5/6
- Sensor-Surface: 1.4mm (Mechanical Surface Detection)
- Electronics: DAE4 Sn1354; Calibrated: 2021/9/1
- Phantom: SAM 1; Type: QD000P40CC; Serial: TP:1412
- Measurement SW: DASY52, Version 52.10 (2); SEMCAD X Version 14.6.12 (7470)

Area Scan (51x81x1): Interpolated grid: dx=1.500 mm, dy=1.500 mm

Maximum value of SAR (interpolated) = 0.178 W/kg

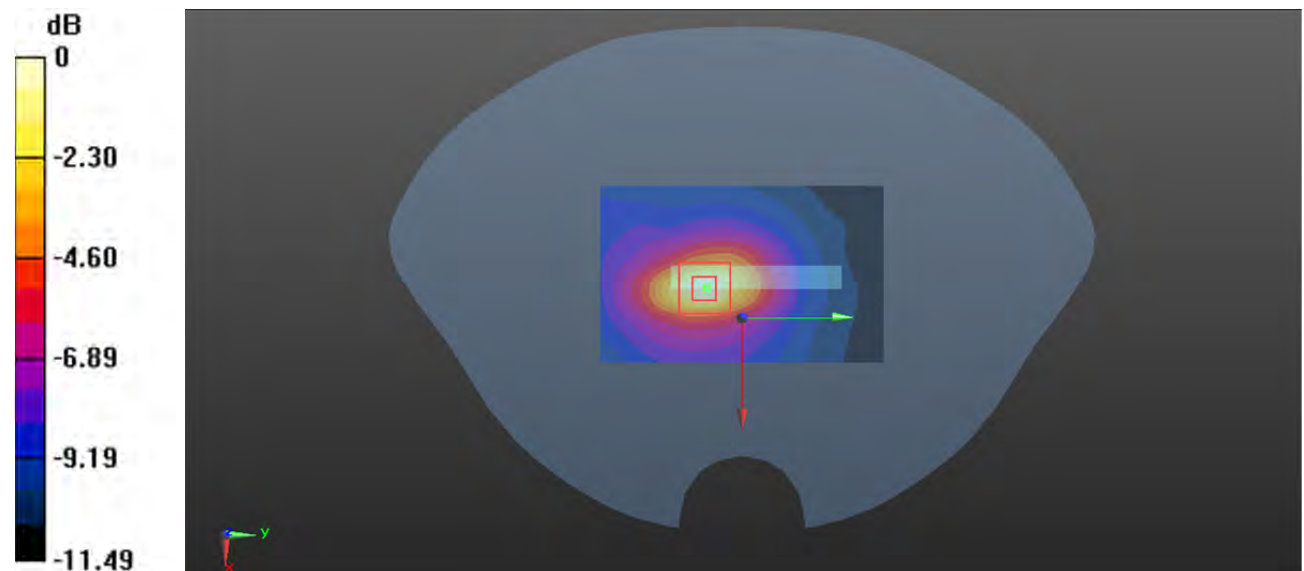
Zoom Scan (5x5x7)/Cube 0: Measurement grid: dx=8mm, dy=8mm, dz=5mm

Reference Value = 8.259 V/m; Power Drift = -0.16 dB

Peak SAR (extrapolated) = 0.257 W/kg

SAR(1 g) = 0.089 W/kg; SAR(10 g) = 0.045 W/kg

Maximum value of SAR (measured) = 0.174 W/kg



0 dB = 0.174 W/kg = -7.59 dBW/kg

Plot 130#: LTE Band 66 1RB Mid_ Head Left Cheek**DUT: Phone; Type: NITRO 55E; Serial: CR22080013-SA-S1**

Communication System: Generic FDD-LTE; Frequency: 1745 MHz; Duty Cycle: 1:1

Medium parameters used: $f = 1745$ MHz; $\sigma = 1.346$ S/m; $\epsilon_r = 40.194$; $\rho = 1000$ kg/m³

Phantom section: Left Section

DASY5 Configuration:

- Probe: EX3DV4 - SN7522; ConvF(8.1, 8.1, 8.1) @ 1745 MHz; Calibrated: 2022/5/6
- Sensor-Surface: 1.4mm (Mechanical Surface Detection)
- Electronics: DAE4 Sn1354; Calibrated: 2021/9/1
- Phantom: SAM 1; Type: QD000P40CC; Serial: TP:1412
- Measurement SW: DASY52, Version 52.10 (2); SEMCAD X Version 14.6.12 (7470)

Area Scan (61x111x1): Interpolated grid: dx=1.500 mm, dy=1.500 mm

Maximum value of SAR (interpolated) = 0.267 W/kg


Zoom Scan (5x5x7)/Cube 0: Measurement grid: dx=8mm, dy=8mm, dz=5mm

Reference Value = 7.119 V/m; Power Drift = -0.16 dB

Peak SAR (extrapolated) = 0.312 W/kg

SAR(1 g) = 0.201 W/kg; SAR(10 g) = 0.129 W/kg

Maximum value of SAR (measured) = 0.271 W/kg



0 dB = 0.271 W/kg = -5.67 dBW/kg

Plot 131#: LTE Band 66 50%RB Mid_ Head Left Cheek**DUT: Phone; Type: NITRO 55E; Serial: CR22080013-SA-S1**

Communication System: Generic FDD-LTE; Frequency: 1745 MHz; Duty Cycle: 1:1

Medium parameters used: $f = 1745$ MHz; $\sigma = 1.346$ S/m; $\epsilon_r = 40.194$; $\rho = 1000$ kg/m³

Phantom section: Left Section

DASY5 Configuration:

- Probe: EX3DV4 - SN7522; ConvF(8.1, 8.1, 8.1) @ 1745 MHz; Calibrated: 2022/5/6
- Sensor-Surface: 1.4mm (Mechanical Surface Detection)
- Electronics: DAE4 Sn1354; Calibrated: 2021/9/1
- Phantom: SAM 1; Type: QD000P40CC; Serial: TP:1412
- Measurement SW: DASY52, Version 52.10 (2); SEMCAD X Version 14.6.12 (7470)

Area Scan (61x111x1): Interpolated grid: dx=1.500 mm, dy=1.500 mm

Maximum value of SAR (interpolated) = 0.202 W/kg


Zoom Scan (5x5x7)/Cube 0: Measurement grid: dx=8mm, dy=8mm, dz=5mm

Reference Value = 7.135 V/m; Power Drift = 0.19 dB

Peak SAR (extrapolated) = 0.228 W/kg

SAR(1 g) = 0.146 W/kg; SAR(10 g) = 0.095 W/kg

Maximum value of SAR (measured) = 0.198 W/kg



0 dB = 0.198 W/kg = -7.03 dBW/kg

Plot 132#: LTE Band 66 1RB Mid_ Head Left Tilt**DUT: Phone; Type: NITRO 55E; Serial: CR22080013-SA-S1**

Communication System: Generic FDD-LTE; Frequency: 1745 MHz; Duty Cycle: 1:1

Medium parameters used: $f = 1745$ MHz; $\sigma = 1.346$ S/m; $\epsilon_r = 40.194$; $\rho = 1000$ kg/m³

Phantom section: Left Section

DASY5 Configuration:

- Probe: EX3DV4 - SN7522; ConvF(8.1, 8.1, 8.1) @ 1745 MHz; Calibrated: 2022/5/6
- Sensor-Surface: 1.4mm (Mechanical Surface Detection)
- Electronics: DAE4 Sn1354; Calibrated: 2021/9/1
- Phantom: SAM 1; Type: QD000P40CC; Serial: TP:1412
- Measurement SW: DASY52, Version 52.10 (2); SEMCAD X Version 14.6.12 (7470)

Area Scan (61x111x1): Interpolated grid: dx=1.500 mm, dy=1.500 mm

Maximum value of SAR (interpolated) = 0.201 W/kg

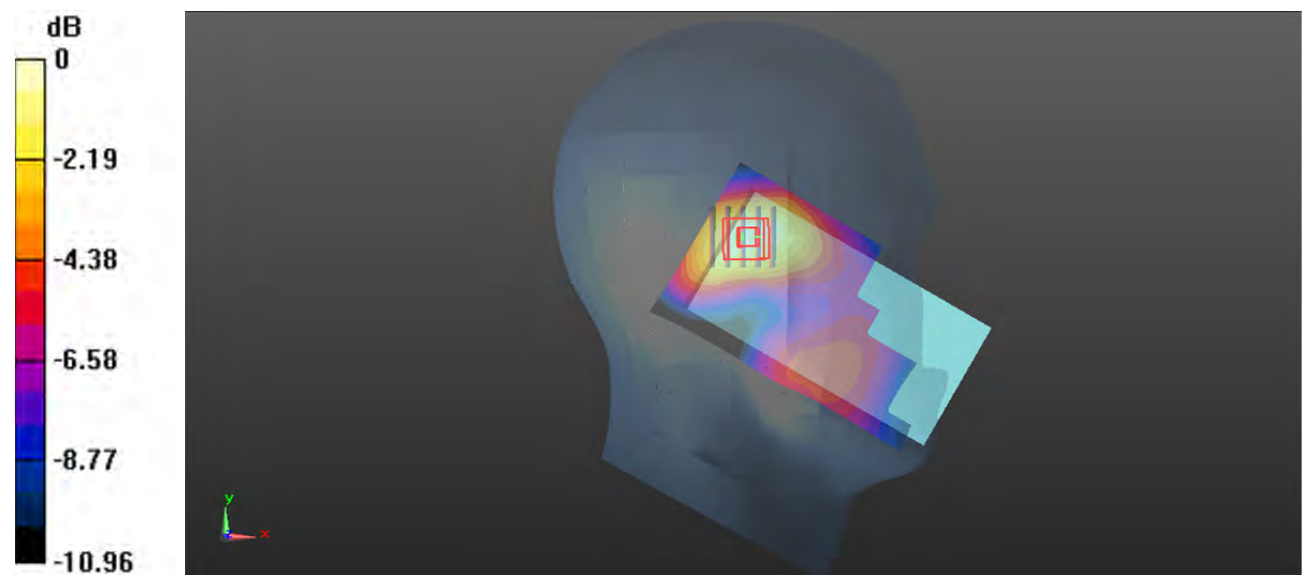
Zoom Scan (5x5x7)/Cube 0: Measurement grid: dx=8mm, dy=8mm, dz=5mm

Reference Value = 10.00 V/m; Power Drift = 0.15 dB

Peak SAR (extrapolated) = 0.230 W/kg

SAR(1 g) = 0.154 W/kg; SAR(10 g) = 0.098 W/kg

Maximum value of SAR (measured) = 0.201 W/kg



0 dB = 0.201 W/kg = -6.97 dBW/kg

Plot 133#: LTE Band 66 50%RB Mid_ Head Left Tilt**DUT: Phone; Type: NITRO 55E; Serial: CR22080013-SA-S1**

Communication System: Generic FDD-LTE; Frequency: 1745 MHz; Duty Cycle: 1:1

Medium parameters used: $f = 1745$ MHz; $\sigma = 1.346$ S/m; $\epsilon_r = 40.194$; $\rho = 1000$ kg/m³

Phantom section: Left Section

DASY5 Configuration:

- Probe: EX3DV4 - SN7522; ConvF(8.1, 8.1, 8.1) @ 1745 MHz; Calibrated: 2022/5/6
- Sensor-Surface: 1.4mm (Mechanical Surface Detection)
- Electronics: DAE4 Sn1354; Calibrated: 2021/9/1
- Phantom: SAM 1; Type: QD000P40CC; Serial: TP:1412
- Measurement SW: DASY52, Version 52.10 (2); SEMCAD X Version 14.6.12 (7470)

Area Scan (61x111x1): Interpolated grid: dx=1.500 mm, dy=1.500 mm

Maximum value of SAR (interpolated) = 0.163 W/kg

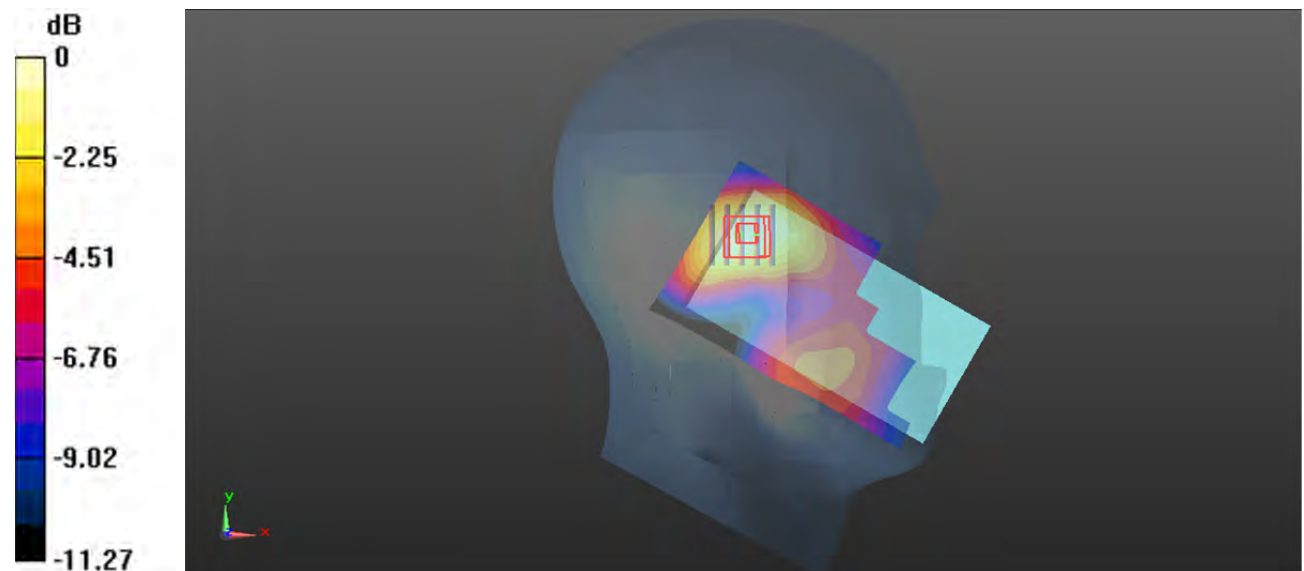
Zoom Scan (5x5x7)/Cube 0: Measurement grid: dx=8mm, dy=8mm, dz=5mm

Reference Value = 8.970 V/m; Power Drift = 0.00 dB

Peak SAR (extrapolated) = 0.175 W/kg

SAR(1 g) = 0.117 W/kg; SAR(10 g) = 0.075 W/kg

Maximum value of SAR (measured) = 0.154 W/kg



0 dB = 0.154 W/kg = -8.12 dBW/kg

Plot 134#: LTE Band 66 1RB Mid_ Head Right Cheek**DUT: Phone; Type: NITRO 55E; Serial: CR22080013-SA-S1**

Communication System: Generic FDD-LTE; Frequency: 1745 MHz; Duty Cycle: 1:1

Medium parameters used: $f = 1745$ MHz; $\sigma = 1.346$ S/m; $\epsilon_r = 40.194$; $\rho = 1000$ kg/m³

Phantom section: Right Section

DASY5 Configuration:

- Probe: EX3DV4 - SN7522; ConvF(8.1, 8.1, 8.1) @ 1745 MHz; Calibrated: 2022/5/6
- Sensor-Surface: 1.4mm (Mechanical Surface Detection)
- Electronics: DAE4 Sn1354; Calibrated: 2021/9/1
- Phantom: SAM 1; Type: QD000P40CC; Serial: TP:1412
- Measurement SW: DASY52, Version 52.10 (2); SEMCAD X Version 14.6.12 (7470)

Area Scan (61x111x1): Interpolated grid: dx=1.500 mm, dy=1.500 mm

Maximum value of SAR (interpolated) = 0.395 W/kg


Zoom Scan (5x5x7)/Cube 0: Measurement grid: dx=8mm, dy=8mm, dz=5mm

Reference Value = 6.449 V/m; Power Drift = 0.15 dB

Peak SAR (extrapolated) = 0.451 W/kg

SAR(1 g) = 0.286 W/kg; SAR(10 g) = 0.181 W/kg

Maximum value of SAR (measured) = 0.391 W/kg



0 dB = 0.391 W/kg = -4.08 dBW/kg

Plot 135#: LTE Band 66 50%RB Mid_ Head Right Cheek**DUT: Phone; Type: NITRO 55E; Serial: CR22080013-SA-S1**

Communication System: Generic FDD-LTE; Frequency: 1745 MHz; Duty Cycle: 1:1

Medium parameters used: $f = 1745$ MHz; $\sigma = 1.346$ S/m; $\epsilon_r = 40.194$; $\rho = 1000$ kg/m³

Phantom section: Right Section

DASY5 Configuration:

- Probe: EX3DV4 - SN7522; ConvF(8.1, 8.1, 8.1) @ 1745 MHz; Calibrated: 2022/5/6
- Sensor-Surface: 1.4mm (Mechanical Surface Detection)
- Electronics: DAE4 Sn1354; Calibrated: 2021/9/1
- Phantom: SAM 1; Type: QD000P40CC; Serial: TP:1412
- Measurement SW: DASY52, Version 52.10 (2); SEMCAD X Version 14.6.12 (7470)

Area Scan (61x111x1): Interpolated grid: dx=1.500 mm, dy=1.500 mm

Maximum value of SAR (interpolated) = 0.314 W/kg


Zoom Scan (5x5x7)/Cube 0: Measurement grid: dx=8mm, dy=8mm, dz=5mm

Reference Value = 5.732 V/m; Power Drift = 0.12 dB

Peak SAR (extrapolated) = 0.351 W/kg

SAR(1 g) = 0.223 W/kg; SAR(10 g) = 0.141 W/kg

Maximum value of SAR (measured) = 0.303 W/kg



0 dB = 0.303 W/kg = -5.19 dBW/kg

Plot 136#: LTE Band 66 1 RB Mid_ Head Right Tilt**DUT: Phone; Type: NITRO 55E; Serial: CR22080013-SA-S1**

Communication System: Generic FDD-LTE; Frequency: 1745 MHz; Duty Cycle: 1:1

Medium parameters used: $f = 1745$ MHz; $\sigma = 1.346$ S/m; $\epsilon_r = 40.194$; $\rho = 1000$ kg/m³

Phantom section: Right Section

DASY5 Configuration:

- Probe: EX3DV4 - SN7522; ConvF(8.1, 8.1, 8.1) @ 1745 MHz; Calibrated: 2022/5/6
- Sensor-Surface: 1.4mm (Mechanical Surface Detection)
- Electronics: DAE4 Sn1354; Calibrated: 2021/9/1
- Phantom: SAM 1; Type: QD000P40CC; Serial: TP:1412
- Measurement SW: DASY52, Version 52.10 (2); SEMCAD X Version 14.6.12 (7470)

Area Scan (61x111x1): Interpolated grid: dx=1.500 mm, dy=1.500 mm

Maximum value of SAR (interpolated) = 0.184 W/kg


Zoom Scan (5x5x7)/Cube 0: Measurement grid: dx=8mm, dy=8mm, dz=5mm

Reference Value = 8.899 V/m; Power Drift = 0.13 dB

Peak SAR (extrapolated) = 0.195 W/kg

SAR(1 g) = 0.119 W/kg; SAR(10 g) = 0.074 W/kg

Maximum value of SAR (measured) = 0.169 W/kg



0 dB = 0.169 W/kg = -7.72 dBW/kg

Plot 137#: LTE Band 66 50%RB Mid_ Head Right Tilt**DUT: Phone; Type: NITRO 55E; Serial: CR22080013-SA-S1**

Communication System: Generic FDD-LTE; Frequency: 1745 MHz; Duty Cycle: 1:1

Medium parameters used: $f = 1745$ MHz; $\sigma = 1.346$ S/m; $\epsilon_r = 40.194$; $\rho = 1000$ kg/m³

Phantom section: Right Section

DASY5 Configuration:

- Probe: EX3DV4 - SN7522; ConvF(8.1, 8.1, 8.1) @ 1745 MHz; Calibrated: 2022/5/6
- Sensor-Surface: 1.4mm (Mechanical Surface Detection)
- Electronics: DAE4 Sn1354; Calibrated: 2021/9/1
- Phantom: SAM 1; Type: QD000P40CC; Serial: TP:1412
- Measurement SW: DASY52, Version 52.10 (2); SEMCAD X Version 14.6.12 (7470)

Area Scan (61x111x1): Interpolated grid: dx=1.500 mm, dy=1.500 mm

Maximum value of SAR (interpolated) = 0.128 W/kg


Zoom Scan (5x5x7)/Cube 0: Measurement grid: dx=8mm, dy=8mm, dz=5mm

Reference Value = 7.606 V/m; Power Drift = 0.19 dB

Peak SAR (extrapolated) = 0.142 W/kg

SAR(1 g) = 0.087 W/kg; SAR(10 g) = 0.055 W/kg

Maximum value of SAR (measured) = 0.123 W/kg



0 dB = 0.123 W/kg = -9.10 dBW/kg

Plot 138#: LTE Band 66 1RB Mid_ Body Front**DUT: Phone; Type: NITRO 55E; Serial: CR22080013-SA-S1**

Communication System: Generic FDD-LTE; Frequency: 1745 MHz; Duty Cycle: 1:1

Medium parameters used: $f = 1745$ MHz; $\sigma = 1.346$ S/m; $\epsilon_r = 40.194$; $\rho = 1000$ kg/m³

Phantom section: Flat Section

DASY5 Configuration:

- Probe: EX3DV4 - SN7522; ConvF(8.1, 8.1, 8.1) @ 1745 MHz; Calibrated: 2022/5/6
- Sensor-Surface: 1.4mm (Mechanical Surface Detection)
- Electronics: DAE4 Sn1354; Calibrated: 2021/9/1
- Phantom: SAM 1; Type: QD000P40CC; Serial: TP:1412
- Measurement SW: DASY52, Version 52.10 (2); SEMCAD X Version 14.6.12 (7470)

Area Scan (71x121x1): Interpolated grid: dx=1.500 mm, dy=1.500 mm

Maximum value of SAR (interpolated) = 0.852 W/kg

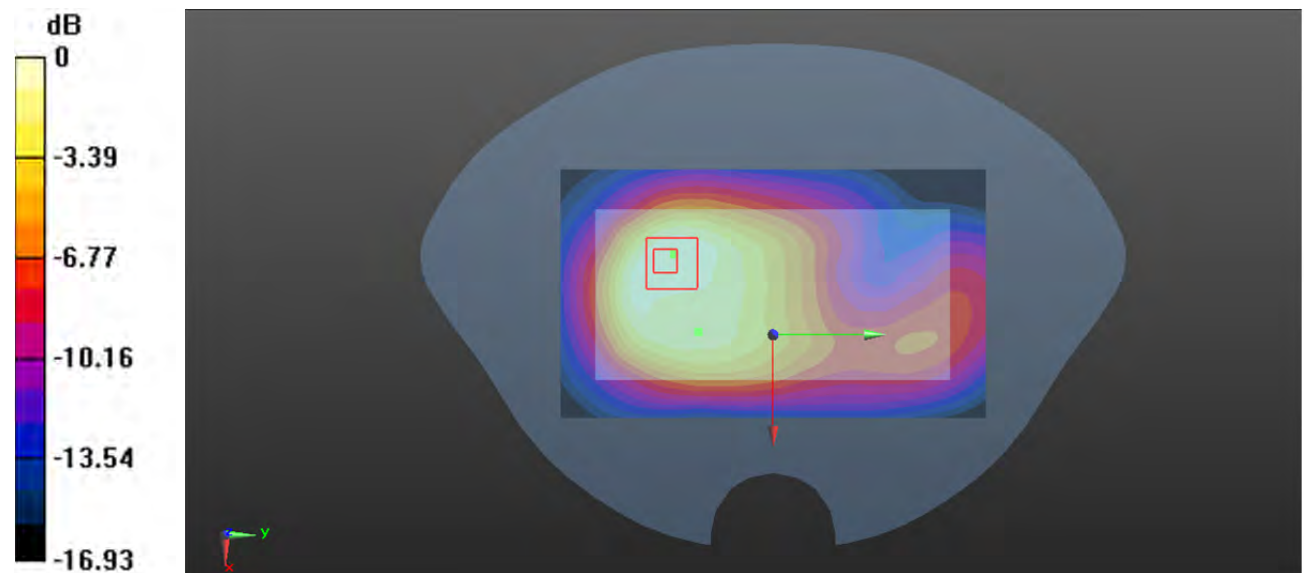
Zoom Scan (5x5x7)/Cube 0: Measurement grid: dx=8mm, dy=8mm, dz=5mm

Reference Value = 14.10 V/m; Power Drift = 0.01 dB

Peak SAR (extrapolated) = 0.997 W/kg

SAR(1 g) = 0.552 W/kg; SAR(10 g) = 0.324 W/kg

Maximum value of SAR (measured) = 0.809 W/kg



0 dB = 0.809 W/kg = -0.92 dBW/kg

Plot 139#: LTE Band 66 50%RB Mid_Body Front**DUT: Phone; Type: NITRO 55E; Serial: CR22080013-SA-S1**

Communication System: Generic FDD-LTE; Frequency: 1745 MHz; Duty Cycle: 1:1

Medium parameters used: $f = 1745$ MHz; $\sigma = 1.346$ S/m; $\epsilon_r = 40.194$; $\rho = 1000$ kg/m³

Phantom section: Flat Section

DASY5 Configuration:

- Probe: EX3DV4 - SN7522; ConvF(8.1, 8.1, 8.1) @ 1745 MHz; Calibrated: 2022/5/6
- Sensor-Surface: 1.4mm (Mechanical Surface Detection)
- Electronics: DAE4 Sn1354; Calibrated: 2021/9/1
- Phantom: SAM 1; Type: QD000P40CC; Serial: TP:1412
- Measurement SW: DASY52, Version 52.10 (2); SEMCAD X Version 14.6.12 (7470)

Area Scan (71x121x1): Interpolated grid: dx=1.500 mm, dy=1.500 mm

Maximum value of SAR (interpolated) = 0.650 W/kg

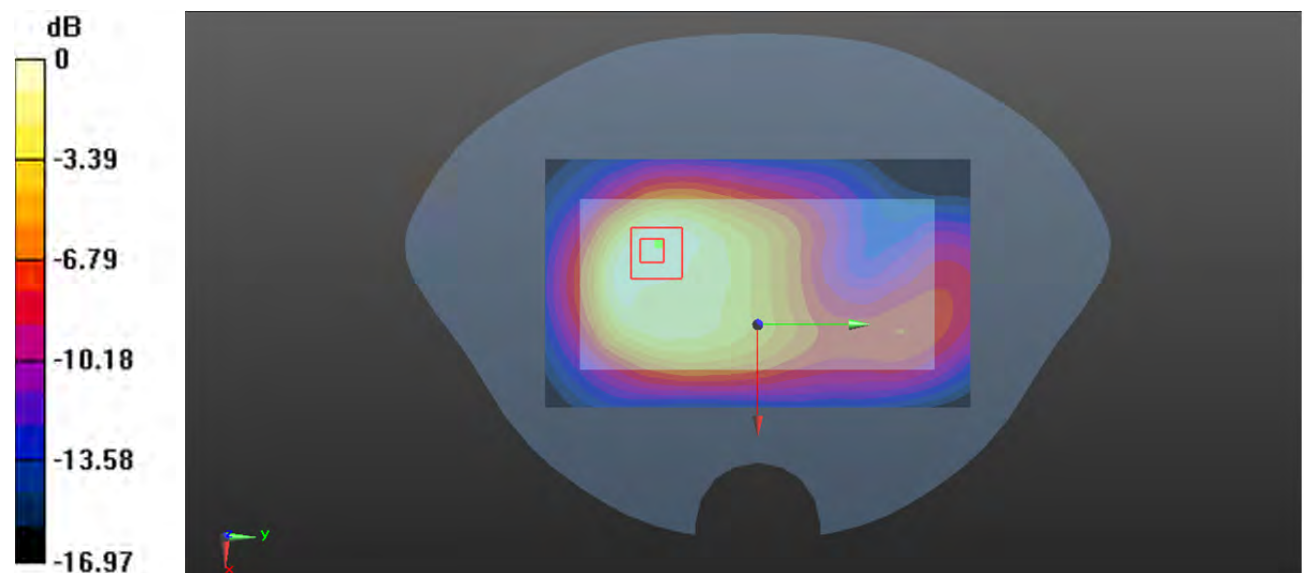
Zoom Scan (5x5x7)/Cube 0: Measurement grid: dx=8mm, dy=8mm, dz=5mm

Reference Value = 12.41 V/m; Power Drift = -0.08 dB

Peak SAR (extrapolated) = 0.754 W/kg

SAR(1 g) = 0.419 W/kg; SAR(10 g) = 0.246 W/kg

Maximum value of SAR (measured) = 0.617 W/kg



0 dB = 0.617 W/kg = -2.10 dBW/kg

Plot 140#: LTE Band 66 1RB Low_ Body Back**DUT: Phone; Type: NITRO 55E; Serial: CR22080013-SA-S1**

Communication System: Generic FDD-LTE; Frequency: 1720 MHz; Duty Cycle: 1:1

Medium parameters used: $f = 1720$ MHz; $\sigma = 1.332$ S/m; $\epsilon_r = 40.285$; $\rho = 1000$ kg/m³

Phantom section: Flat Section

DASY5 Configuration:

- Probe: EX3DV4 - SN7522; ConvF(8.1, 8.1, 8.1) @ 1720 MHz; Calibrated: 2022/5/6
- Sensor-Surface: 1.4mm (Mechanical Surface Detection)
- Electronics: DAE4 Sn1354; Calibrated: 2021/9/1
- Phantom: SAM 1; Type: QD000P40CC; Serial: TP:1412
- Measurement SW: DASY52, Version 52.10 (2); SEMCAD X Version 14.6.12 (7470)

Area Scan (71x121x1): Interpolated grid: dx=1.500 mm, dy=1.500 mm

Maximum value of SAR (interpolated) = 0.917 W/kg

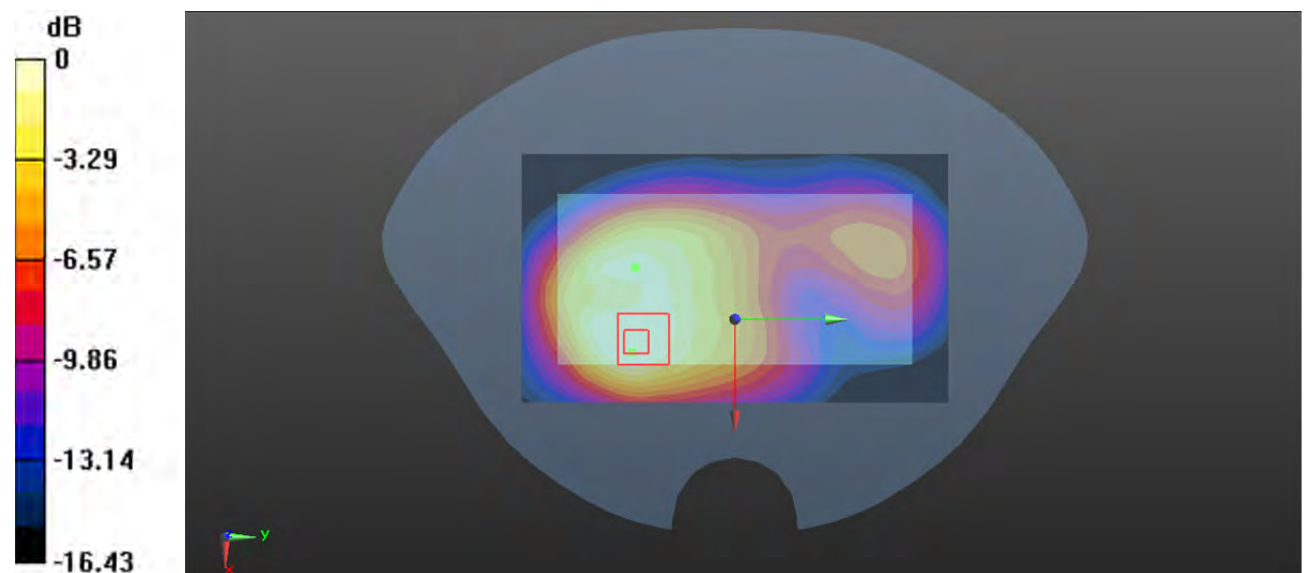
Zoom Scan (5x5x7)/Cube 0: Measurement grid: dx=8mm, dy=8mm, dz=5mm

Reference Value = 13.62 V/m; Power Drift = -0.05 dB

Peak SAR (extrapolated) = 1.07 W/kg

SAR(1 g) = 0.629 W/kg; SAR(10 g) = 0.377 W/kg

Maximum value of SAR (measured) = 0.875 W/kg



0 dB = 0.875 W/kg = -0.58 dBW/kg

Plot 141#: LTE Band 66 1RB Mid_ Body Back**DUT: Phone; Type: NITRO 55E; Serial: CR22080013-SA-S1**

Communication System: Generic FDD-LTE; Frequency: 1745 MHz; Duty Cycle: 1:1

Medium parameters used: $f = 1745$ MHz; $\sigma = 1.346$ S/m; $\epsilon_r = 40.194$; $\rho = 1000$ kg/m³

Phantom section: Flat Section

DASY5 Configuration:

- Probe: EX3DV4 - SN7522; ConvF(8.1, 8.1, 8.1) @ 1745 MHz; Calibrated: 2022/5/6
- Sensor-Surface: 1.4mm (Mechanical Surface Detection)
- Electronics: DAE4 Sn1354; Calibrated: 2021/9/1
- Phantom: SAM 1; Type: QD000P40CC; Serial: TP:1412
- Measurement SW: DASY52, Version 52.10 (2); SEMCAD X Version 14.6.12 (7470)

Area Scan (71x121x1): Interpolated grid: dx=1.500 mm, dy=1.500 mm

Maximum value of SAR (interpolated) = 1.10 W/kg

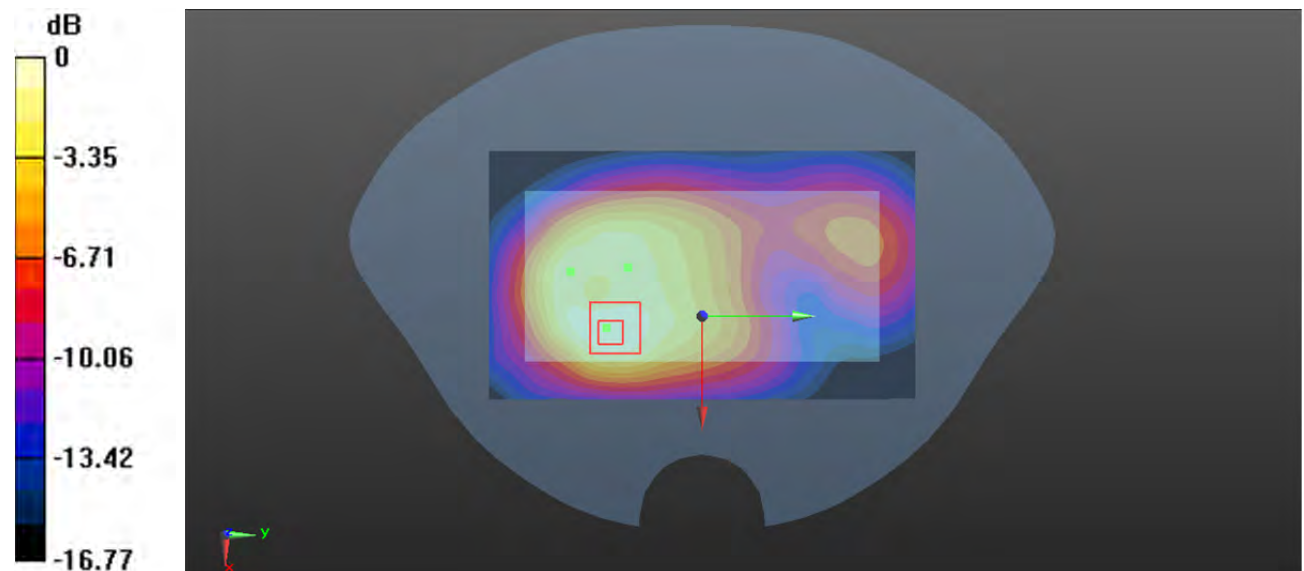
Zoom Scan (5x5x7)/Cube 0: Measurement grid: dx=8mm, dy=8mm, dz=5mm

Reference Value = 15.47 V/m; Power Drift = 0.04 dB

Peak SAR (extrapolated) = 1.30 W/kg

SAR(1 g) = 0.746 W/kg; SAR(10 g) = 0.428 W/kg

Maximum value of SAR (measured) = 1.07 W/kg



0 dB = 1.07 W/kg = 0.29 dBW/kg

Plot 142#: LTE Band 66 1RB High_ Body Back**DUT: Phone; Type: NITRO 55E; Serial: CR22080013-SA-S1**

Communication System: Generic FDD-LTE; Frequency: 1770 MHz; Duty Cycle: 1:1

Medium parameters used: $f = 177$ MHz; $\sigma = 1.379$ S/m; $\epsilon_r = 40.025$; $\rho = 1000$ kg/m³

Phantom section: Flat Section

DASY5 Configuration:

- Probe: EX3DV4 - SN7522; ConvF(8.1, 8.1, 8.1) @ 1770 MHz; Calibrated: 2022/5/6
- Sensor-Surface: 1.4mm (Mechanical Surface Detection)
- Electronics: DAE4 Sn1354; Calibrated: 2021/9/1
- Phantom: SAM 1; Type: QD000P40CC; Serial: TP:1412
- Measurement SW: DASY52, Version 52.10 (2); SEMCAD X Version 14.6.12 (7470)

Area Scan (71x121x1): Interpolated grid: dx=1.500 mm, dy=1.500 mm

Maximum value of SAR (interpolated) = 1.16 W/kg

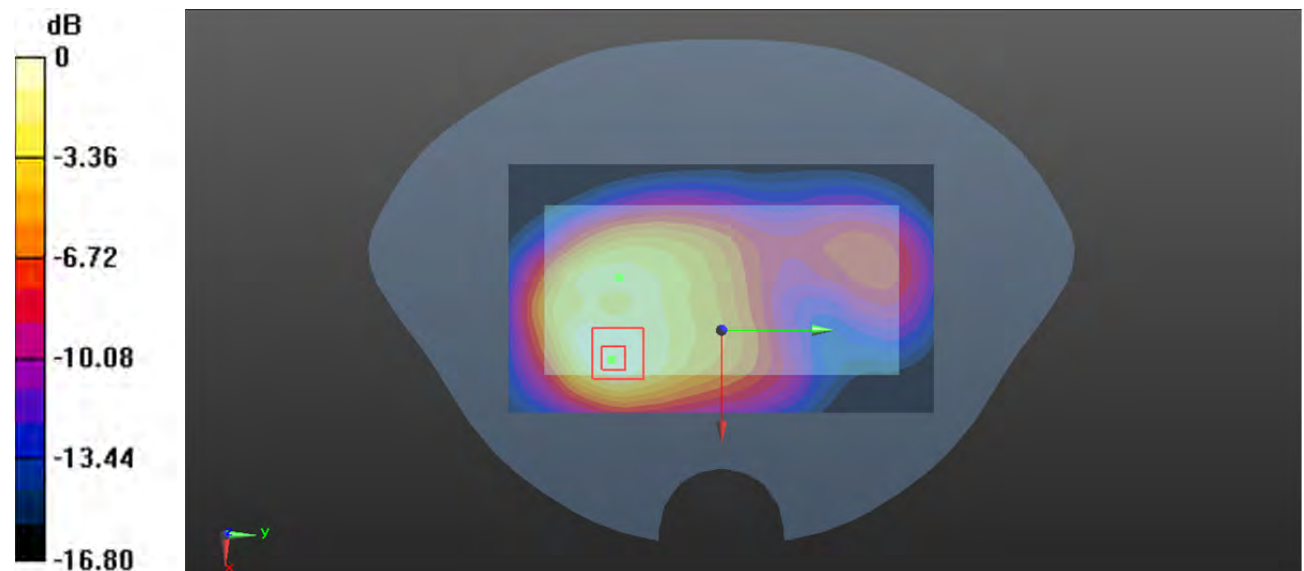
Zoom Scan (5x5x7)/Cube 0: Measurement grid: dx=8mm, dy=8mm, dz=5mm

Reference Value = 15.04 V/m; Power Drift = -0.01 dB

Peak SAR (extrapolated) = 1.38 W/kg

SAR(1 g) = 0.785 W/kg; SAR(10 g) = 0.463 W/kg

Maximum value of SAR (measured) = 1.16 W/kg



0 dB = 1.16 W/kg = 0.64 dBW/kg

Plot 143#: LTE Band 66 50%RB Mid_ Body Back**DUT: Phone; Type: NITRO 55E; Serial: CR22080013-SA-S1**

Communication System: Generic FDD-LTE; Frequency: 1745 MHz; Duty Cycle: 1:1

Medium parameters used: $f = 1745$ MHz; $\sigma = 1.346$ S/m; $\epsilon_r = 40.194$; $\rho = 1000$ kg/m³

Phantom section: Flat Section

DASY5 Configuration:

- Probe: EX3DV4 - SN7522; ConvF(8.1, 8.1, 8.1) @ 1745 MHz; Calibrated: 2022/5/6
- Sensor-Surface: 1.4mm (Mechanical Surface Detection)
- Electronics: DAE4 Sn1354; Calibrated: 2021/9/1
- Phantom: SAM 1; Type: QD000P40CC; Serial: TP:1412
- Measurement SW: DASY52, Version 52.10 (2); SEMCAD X Version 14.6.12 (7470)

Area Scan (71x121x1): Interpolated grid: dx=1.500 mm, dy=1.500 mm

Maximum value of SAR (interpolated) = 0.893 W/kg

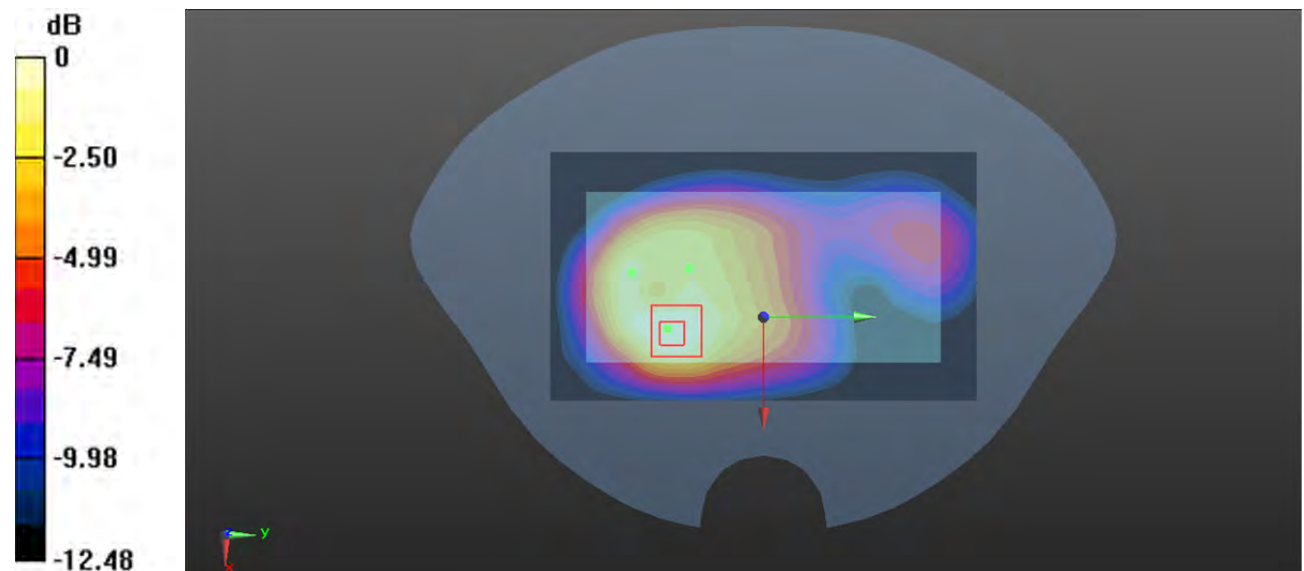
Zoom Scan (5x5x7)/Cube 0: Measurement grid: dx=8mm, dy=8mm, dz=5mm

Reference Value = 13.79 V/m; Power Drift = -0.03 dB

Peak SAR (extrapolated) = 1.03 W/kg

SAR(1 g) = 0.592 W/kg; SAR(10 g) = 0.339 W/kg

Maximum value of SAR (measured) = 0.854 W/kg



0 dB = 0.854 W/kg = -0.69 dBW/kg

Plot 144#: LTE Band 66 1RB Mid_ Body Left**DUT: Phone; Type: NITRO 55E; Serial: CR22080013-SA-S1**

Communication System: Generic FDD-LTE; Frequency: 1745 MHz; Duty Cycle: 1:1

Medium parameters used: $f = 1745$ MHz; $\sigma = 1.346$ S/m; $\epsilon_r = 40.194$; $\rho = 1000$ kg/m³

Phantom section: Flat Section

DASY5 Configuration:

- Probe: EX3DV4 - SN7522; ConvF(8.1, 8.1, 8.1) @ 1745 MHz; Calibrated: 2022/5/6
- Sensor-Surface: 1.4mm (Mechanical Surface Detection)
- Electronics: DAE4 Sn1354; Calibrated: 2021/9/1
- Phantom: SAM 1; Type: QD000P40CC; Serial: TP:1412
- Measurement SW: DASY52, Version 52.10 (2); SEMCAD X Version 14.6.12 (7470)

Area Scan (51x121x1): Interpolated grid: dx=1.500 mm, dy=1.500 mm

Maximum value of SAR (interpolated) = 0.254 W/kg

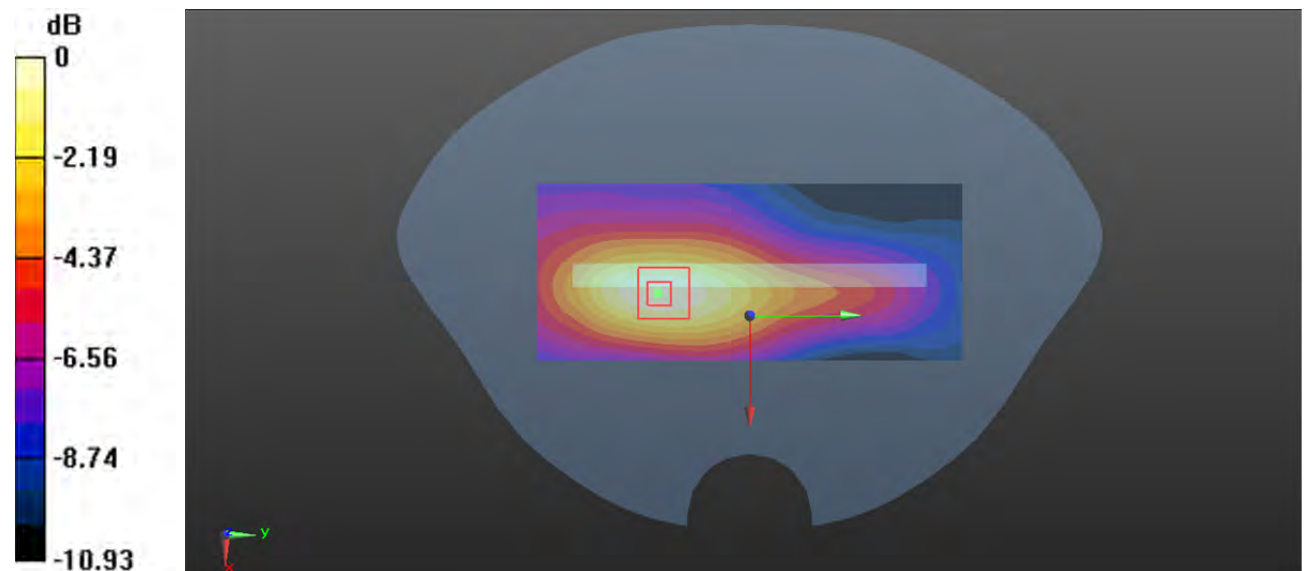
Zoom Scan (5x5x7)/Cube 0: Measurement grid: dx=8mm, dy=8mm, dz=5mm

Reference Value = 8.773 V/m; Power Drift = 0.05 dB

Peak SAR (extrapolated) = 0.298 W/kg

SAR(1 g) = 0.173 W/kg; SAR(10 g) = 0.104 W/kg

Maximum value of SAR (measured) = 0.254 W/kg



0 dB = 0.254 W/kg = -5.95 dBW/kg

Plot 145#: LTE Band 66 50%RB Mid_ Body Left**DUT: Phone; Type: NITRO 55E; Serial: CR22080013-SA-S1**

Communication System: Generic FDD-LTE; Frequency: 1745 MHz; Duty Cycle: 1:1

Medium parameters used: $f = 1745$ MHz; $\sigma = 1.346$ S/m; $\epsilon_r = 40.194$; $\rho = 1000$ kg/m³

Phantom section: Flat Section

DASY5 Configuration:

- Probe: EX3DV4 - SN7522; ConvF(8.1, 8.1, 8.1) @ 1745 MHz; Calibrated: 2022/5/6
- Sensor-Surface: 1.4mm (Mechanical Surface Detection)
- Electronics: DAE4 Sn1354; Calibrated: 2021/9/1
- Phantom: SAM 1; Type: QD000P40CC; Serial: TP:1412
- Measurement SW: DASY52, Version 52.10 (2); SEMCAD X Version 14.6.12 (7470)

Area Scan (51x121x1): Interpolated grid: dx=1.500 mm, dy=1.500 mm

Maximum value of SAR (interpolated) = 0.203 W/kg

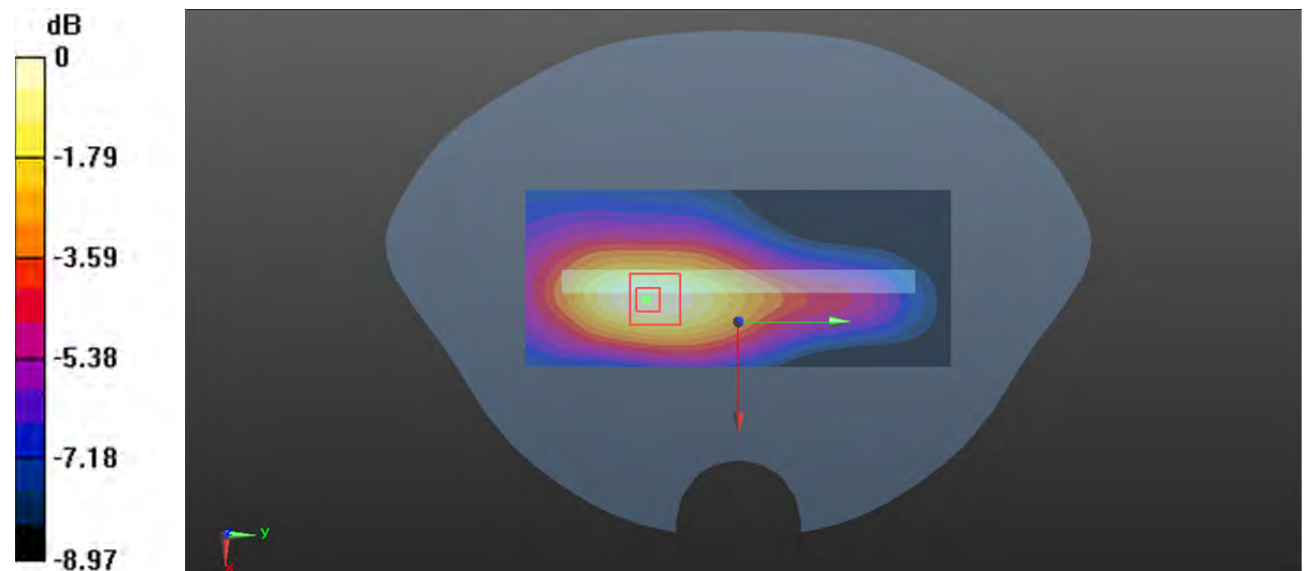
Zoom Scan (5x5x7)/Cube 0: Measurement grid: dx=8mm, dy=8mm, dz=5mm

Reference Value = 7.905 V/m; Power Drift = -0.05 dB

Peak SAR (extrapolated) = 0.238 W/kg

SAR(1 g) = 0.139 W/kg; SAR(10 g) = 0.084 W/kg

Maximum value of SAR (measured) = 0.201 W/kg



0 dB = 0.201 W/kg = -6.97 dBW/kg

Plot 146#: LTE Band 66 1RB Mid_ Body Right**DUT: Phone; Type: NITRO 55E; Serial: CR22080013-SA-S1**

Communication System: Generic FDD-LTE; Frequency: 1745 MHz; Duty Cycle: 1:1

Medium parameters used: $f = 1745$ MHz; $\sigma = 1.346$ S/m; $\epsilon_r = 40.194$; $\rho = 1000$ kg/m³

Phantom section: Flat Section

DASY5 Configuration:

- Probe: EX3DV4 - SN7522; ConvF(8.1, 8.1, 8.1) @ 1745 MHz; Calibrated: 2022/5/6
- Sensor-Surface: 1.4mm (Mechanical Surface Detection)
- Electronics: DAE4 Sn1354; Calibrated: 2021/9/1
- Phantom: SAM 1; Type: QD000P40CC; Serial: TP:1412
- Measurement SW: DASY52, Version 52.10 (2); SEMCAD X Version 14.6.12 (7470)

Area Scan (51x121x1): Interpolated grid: dx=1.500 mm, dy=1.500 mm

Maximum value of SAR (interpolated) = 0.290 W/kg

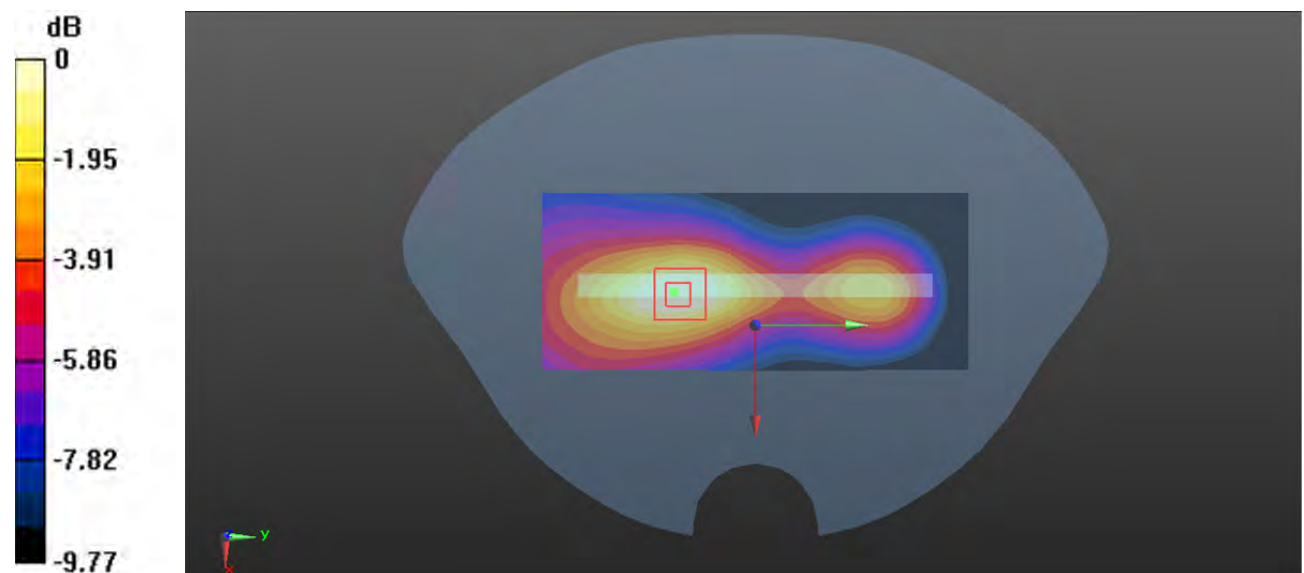
Zoom Scan (5x5x7)/Cube 0: Measurement grid: dx=8mm, dy=8mm, dz=5mm

Reference Value = 8.901 V/m; Power Drift = -0.15 dB

Peak SAR (extrapolated) = 0.330 W/kg

SAR(1 g) = 0.196 W/kg; SAR(10 g) = 0.118 W/kg

Maximum value of SAR (measured) = 0.278 W/kg



0 dB = 0.278 W/kg = -5.56 dBW/kg

Plot 147#: LTE Band 66 50%RB Mid_Body Right**DUT: Phone; Type: NITRO 55E; Serial: CR22080013-SA-S1**

Communication System: Generic FDD-LTE; Frequency: 1745 MHz; Duty Cycle: 1:1

Medium parameters used: $f = 1745$ MHz; $\sigma = 1.346$ S/m; $\epsilon_r = 40.194$; $\rho = 1000$ kg/m³

Phantom section: Flat Section

DASY5 Configuration:

- Probe: EX3DV4 - SN7522; ConvF(8.1, 8.1, 8.1) @ 1745 MHz; Calibrated: 2022/5/6
- Sensor-Surface: 1.4mm (Mechanical Surface Detection)
- Electronics: DAE4 Sn1354; Calibrated: 2021/9/1
- Phantom: SAM 1; Type: QD000P40CC; Serial: TP:1412
- Measurement SW: DASY52, Version 52.10 (2); SEMCAD X Version 14.6.12 (7470)

Area Scan (51x121x1): Interpolated grid: dx=1.500 mm, dy=1.500 mm

Maximum value of SAR (interpolated) = 0.229 W/kg

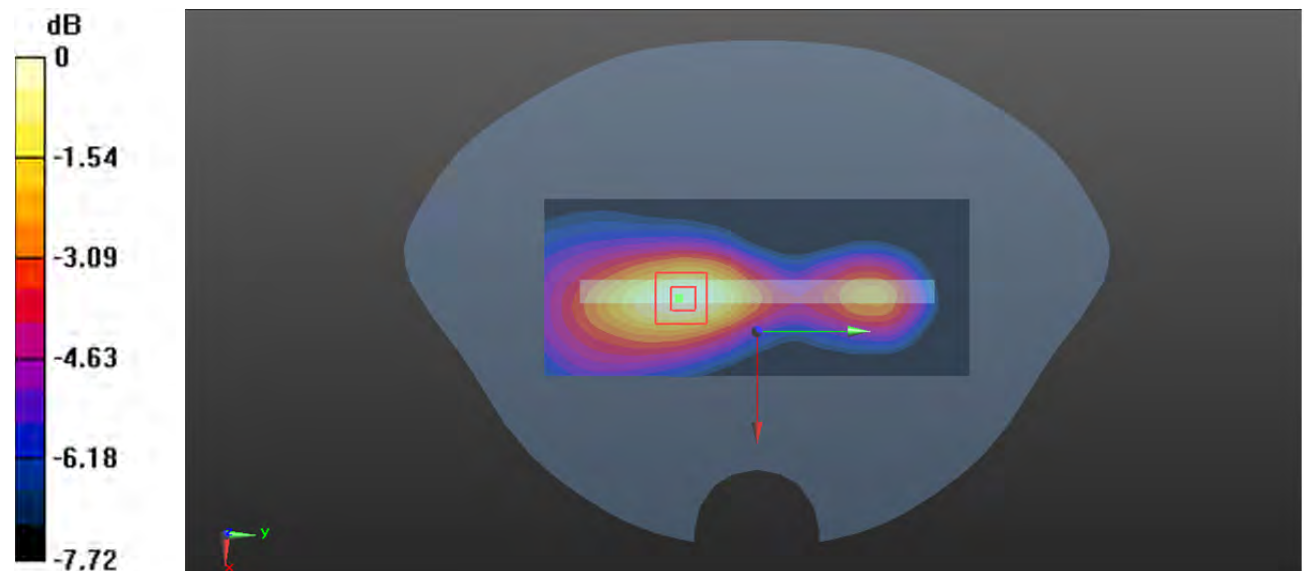
Zoom Scan (5x5x7)/Cube 0: Measurement grid: dx=8mm, dy=8mm, dz=5mm

Reference Value = 7.945 V/m; Power Drift = -0.05 dB

Peak SAR (extrapolated) = 0.268 W/kg

SAR(1 g) = 0.158 W/kg; SAR(10 g) = 0.095 W/kg

Maximum value of SAR (measured) = 0.228 W/kg



0 dB = 0.228 W/kg = -6.42 dBW/kg

Plot 148#: LTE Band 66 1RB Mid_Body Bottom**DUT: Phone; Type: NITRO 55E; Serial: CR22080013-SA-S1**

Communication System: Generic FDD-LTE; Frequency: 1745 MHz; Duty Cycle: 1:1

Medium parameters used: $f = 1745$ MHz; $\sigma = 1.346$ S/m; $\epsilon_r = 40.194$; $\rho = 1000$ kg/m³

Phantom section: Flat Section

DASY5 Configuration:

- Probe: EX3DV4 - SN7522; ConvF(8.1, 8.1, 8.1) @ 1745 MHz; Calibrated: 2022/5/6
- Sensor-Surface: 1.4mm (Mechanical Surface Detection)
- Electronics: DAE4 Sn1354; Calibrated: 2021/9/1
- Phantom: SAM 1; Type: QD000P40CC; Serial: TP:1412
- Measurement SW: DASY52, Version 52.10 (2); SEMCAD X Version 14.6.12 (7470)

Area Scan (51x81x1): Interpolated grid: dx=1.500 mm, dy=1.500 mm

Maximum value of SAR (interpolated) = 1.14 W/kg

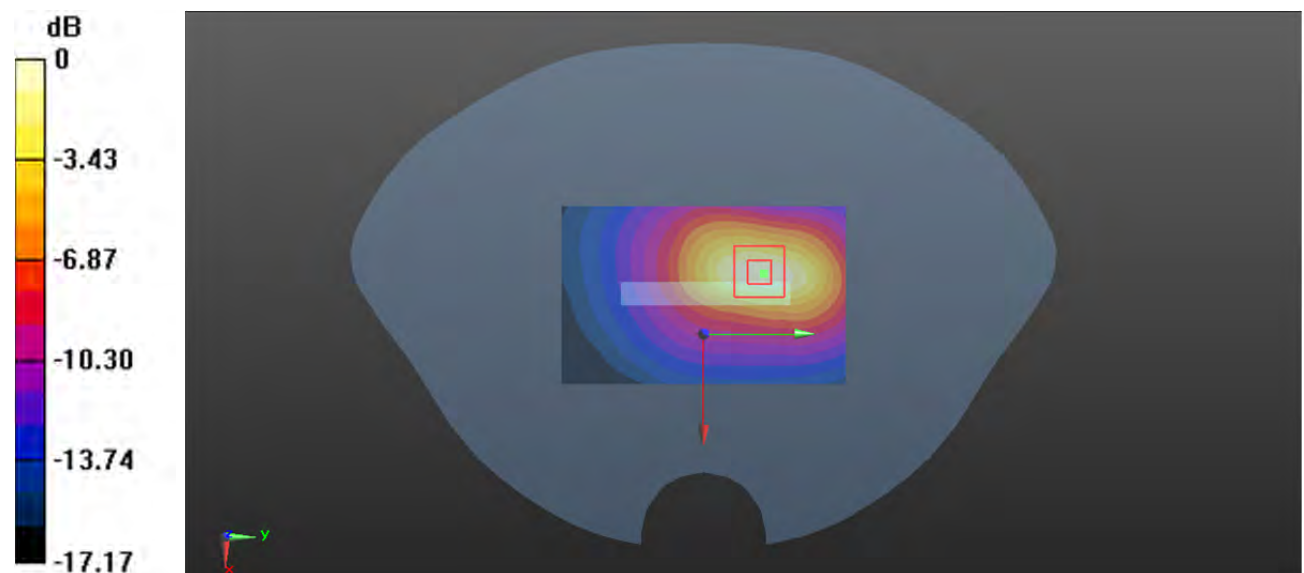
Zoom Scan (5x5x7)/Cube 0: Measurement grid: dx=8mm, dy=8mm, dz=5mm

Reference Value = 13.65 V/m; Power Drift = -0.09 dB

Peak SAR (extrapolated) = 1.39 W/kg

SAR(1 g) = 0.738 W/kg; SAR(10 g) = 0.391 W/kg

Maximum value of SAR (measured) = 1.15 W/kg



0 dB = 1.15 W/kg = 0.61 dBW/kg

Plot 149#: LTE Band 66 50%RB Mid_Body Bottom**DUT: Phone; Type: NITRO 55E; Serial: CR22080013-SA-S1**

Communication System: Generic FDD-LTE; Frequency: 1745 MHz; Duty Cycle: 1:1

Medium parameters used: $f = 1745$ MHz; $\sigma = 1.346$ S/m; $\epsilon_r = 40.194$; $\rho = 1000$ kg/m³

Phantom section: Flat Section

DASY5 Configuration:

- Probe: EX3DV4 - SN7522; ConvF(8.1, 8.1, 8.1) @ 1745 MHz; Calibrated: 2022/5/6
- Sensor-Surface: 1.4mm (Mechanical Surface Detection)
- Electronics: DAE4 Sn1354; Calibrated: 2021/9/1
- Phantom: SAM 1; Type: QD000P40CC; Serial: TP:1412
- Measurement SW: DASY52, Version 52.10 (2); SEMCAD X Version 14.6.12 (7470)

Area Scan (51x81x1): Interpolated grid: dx=1.500 mm, dy=1.500 mm

Maximum value of SAR (interpolated) = 0.867 W/kg

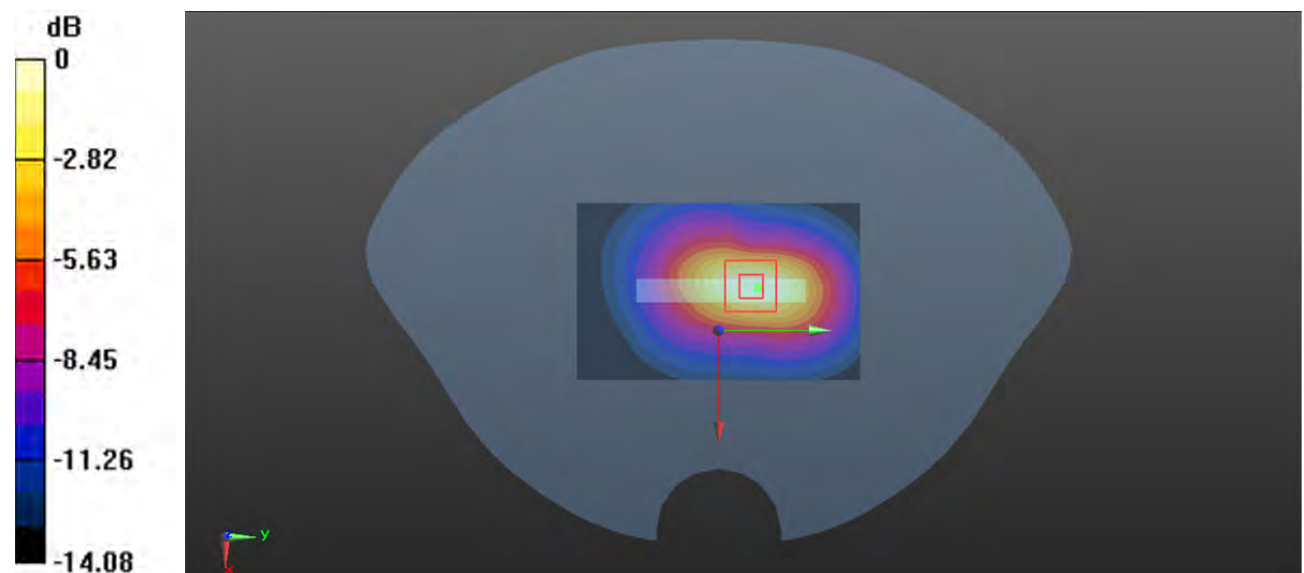
Zoom Scan (5x5x7)/Cube 0: Measurement grid: dx=8mm, dy=8mm, dz=5mm

Reference Value = 18.60 V/m; Power Drift = 0.00 dB

Peak SAR (extrapolated) = 1.07 W/kg

SAR(1 g) = 0.574 W/kg; SAR(10 g) = 0.304 W/kg

Maximum value of SAR (measured) = 0.891 W/kg



0 dB = 0.891 W/kg = -0.50 dBW/kg

Plot 150#: 2.4G WIFI _Mid_ Head Left Check**DUT: Phone; Type: NITRO 55E; Serial: CR22080013-SA-S1**

Communication System: 802.11 b; Frequency: 2437 MHz; Duty Cycle: 1:1.03

Medium parameters used: $f = 2437$ MHz; $\sigma = 1.764$ S/m; $\epsilon_r = 39.245$; $\rho = 1000$ kg/m³

Phantom section: Left Section

DASY5 Configuration:

- Probe: EX3DV4 - SN7522; ConvF(7.22, 7.22, 7.22) @ 2437 MHz; Calibrated: 2022/5/6
- Sensor-Surface: 1.4mm (Mechanical Surface Detection)
- Electronics: DAE4 Sn1354; Calibrated: 2021/9/1
- Phantom: SAM 1; Type: QD000P40CC; Serial: TP:1412
- Measurement SW: DASY52, Version 52.10 (2); SEMCAD X Version 14.6.12 (7470)

Area Scan (81x131x1): Interpolated grid: dx=1.200 mm, dy=1.200 mm

Maximum value of SAR (interpolated) = 0.0882 W/kg

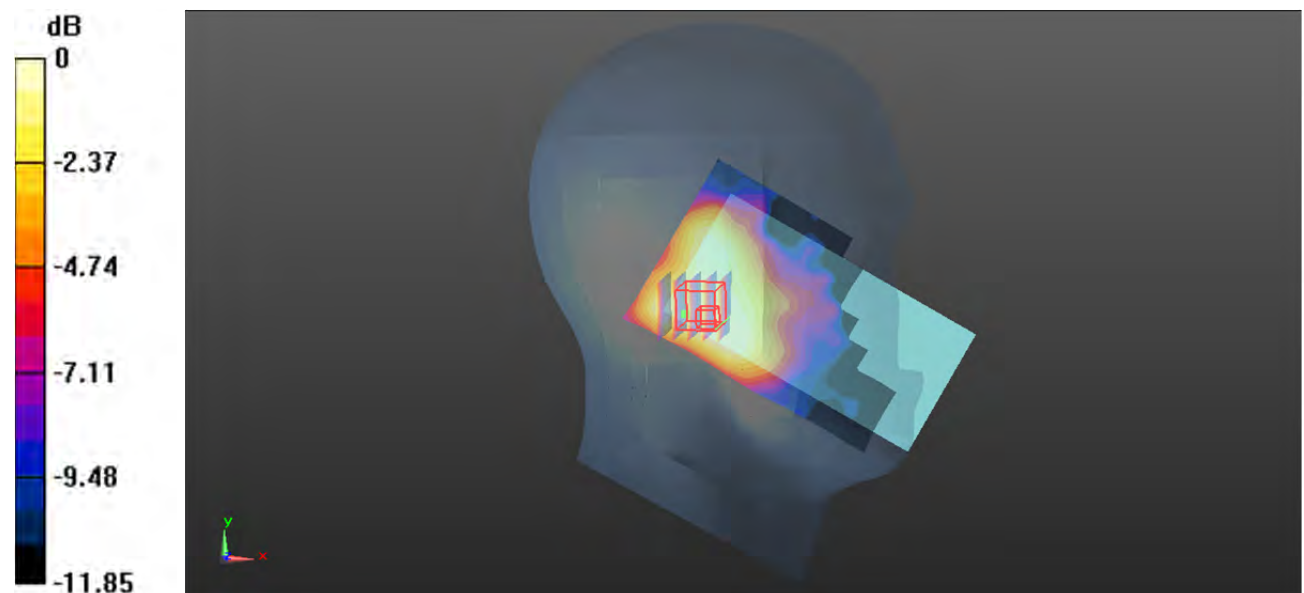
Zoom Scan (5x5x7)/Cube 0: Measurement grid: dx=8mm, dy=8mm, dz=5mm

Reference Value = 5.476 V/m; Power Drift = -0.17 dB

Peak SAR (extrapolated) = 0.0940 W/kg

SAR(1 g) = 0.052 W/kg; SAR(10 g) = 0.031 W/kg

Maximum value of SAR (measured) = 0.0776 W/kg



0 dB = 0.0776 W/kg = -11.10 dBW/kg

Plot 151#: 2.4G WIFI _Mid_ Head Left Tilt**DUT: Phone; Type: NITRO 55E; Serial: CR22080013-SA-S1**

Communication System: 802.11 b; Frequency: 2437 MHz; Duty Cycle: 1:1.03

Medium parameters used: $f = 2437$ MHz; $\sigma = 1.764$ S/m; $\epsilon_r = 39.245$; $\rho = 1000$ kg/m³

Phantom section: Left Section

DASY5 Configuration:

- Probe: EX3DV4 - SN7522; ConvF(7.22, 7.22, 7.22) @ 2437 MHz; Calibrated: 2022/5/6
- Sensor-Surface: 1.4mm (Mechanical Surface Detection)
- Electronics: DAE4 Sn1354; Calibrated: 2021/9/1
- Phantom: SAM 1; Type: QD000P40CC; Serial: TP:1412
- Measurement SW: DASY52, Version 52.10 (2); SEMCAD X Version 14.6.12 (7470)

Area Scan (81x131x1): Interpolated grid: dx=1.200 mm, dy=1.200 mm

Maximum value of SAR (interpolated) = 0.107 W/kg

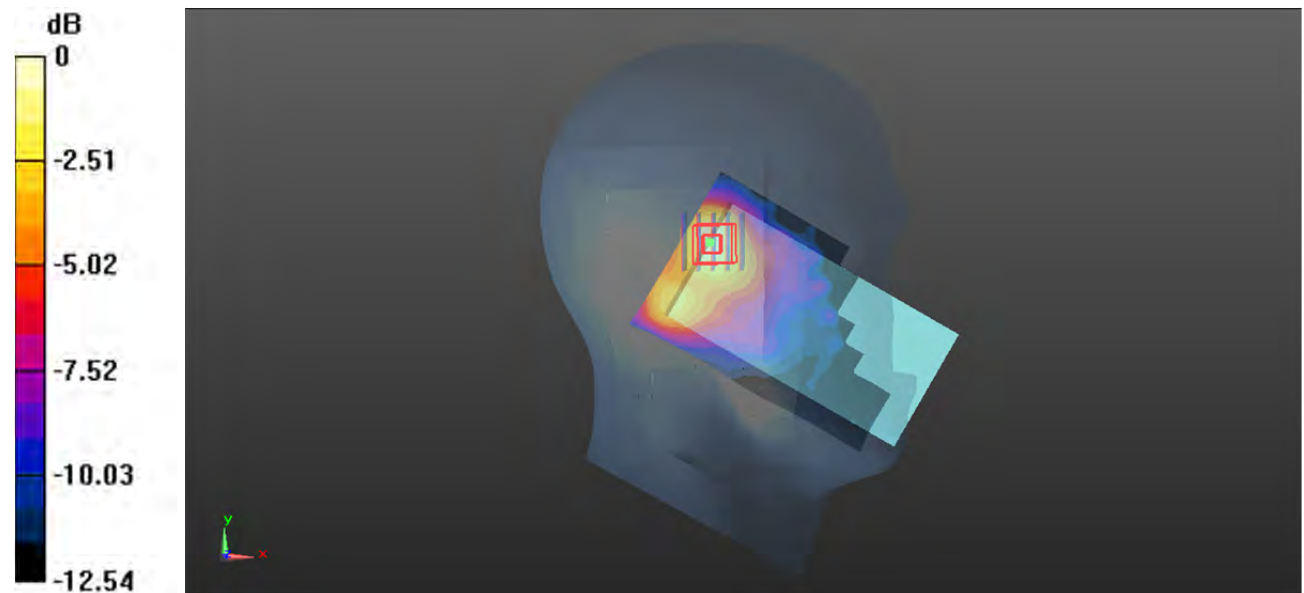
Zoom Scan (5x5x7)/Cube 0: Measurement grid: dx=8mm, dy=8mm, dz=5mm

Reference Value = 5.870 V/m; Power Drift = 0.11 dB

Peak SAR (extrapolated) = 0.125 W/kg

SAR(1 g) = 0.070 W/kg; SAR(10 g) = 0.040 W/kg

Maximum value of SAR (measured) = 0.104 W/kg



0 dB = 0.104 W/kg = -9.83 dBW/kg

Plot 152#:2.4G WIFI Low_ Head Right Cheek**DUT: Phone; Type: NITRO 55E; Serial: CR22080013-SA-S1**

Communication System: 802.11 b ; Frequency: 2412 MHz; Duty Cycle: 1:1.03

Medium parameters used: $f = 2412$ MHz; $\sigma = 1.747$ S/m; $\epsilon_r = 39.354$; $\rho = 1000$ kg/m³

Phantom section: Right Section

DASY5 Configuration:

- Probe: EX3DV4 - SN7522; ConvF(7.22, 7.22, 7.22) @ 2412 MHz; Calibrated: 2022/5/6
- Sensor-Surface: 1.4mm (Mechanical Surface Detection)
- Electronics: DAE4 Sn1354; Calibrated: 2021/9/1
- Phantom: SAM 1; Type: QD000P40CC; Serial: TP:1412
- Measurement SW: DASY52, Version 52.10 (2); SEMCAD X Version 14.6.12 (7470)

Area Scan (71x131x1): Interpolated grid: dx=1.200 mm, dy=1.200 mm

Maximum value of SAR (interpolated) = 0.341 W/kg

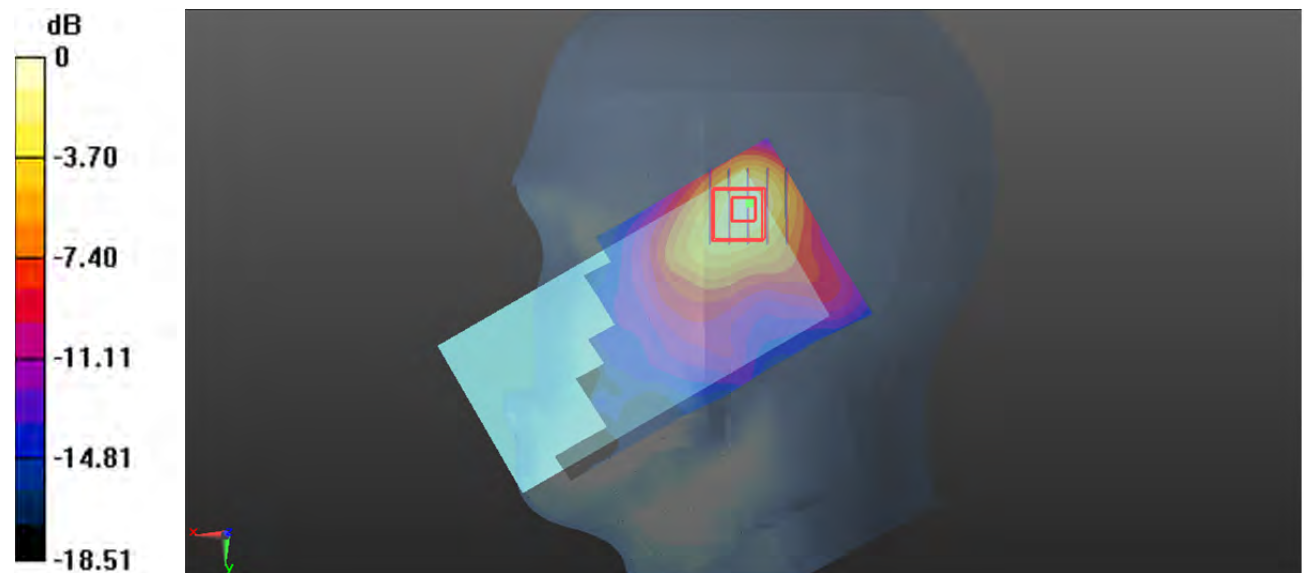
/Zoom Scan (5x5x7)/Cube 0: Measurement grid: dx=8mm, dy=8mm, dz=5mm

Reference Value = 6.495 V/m; Power Drift = -0.06 dB

Peak SAR (extrapolated) = 0.518 W/kg

SAR(1 g) = 0.259 W/kg; SAR(10 g) = 0.131 W/kg

Maximum value of SAR (measured) = 0.418 W/kg



0 dB = 0.418 W/kg = -3.79 dBW/kg

Plot 153#: 2.4G WIFI _Mid_ Head Right Check**DUT: Phone; Type: NITRO 55E; Serial: CR22080013-SA-S1**

Communication System: 802.11 b; Frequency: 2437 MHz; Duty Cycle: 1:1.03

Medium parameters used: $f = 2437$ MHz; $\sigma = 1.764$ S/m; $\epsilon_r = 39.245$; $\rho = 1000$ kg/m³

Phantom section: Right Section

DASY5 Configuration:

- Probe: EX3DV4 - SN7522; ConvF(7.22, 7.22, 7.22) @ 2437 MHz; Calibrated: 2022/5/6
- Sensor-Surface: 1.4mm (Mechanical Surface Detection)
- Electronics: DAE4 Sn1354; Calibrated: 2021/9/1
- Phantom: SAM 1; Type: QD000P40CC; Serial: TP:1412
- Measurement SW: DASY52, Version 52.10 (2); SEMCAD X Version 14.6.12 (7470)

Area Scan (71x131x1): Interpolated grid: dx=1.200 mm, dy=1.200 mm

Maximum value of SAR (interpolated) = 0.229 W/kg

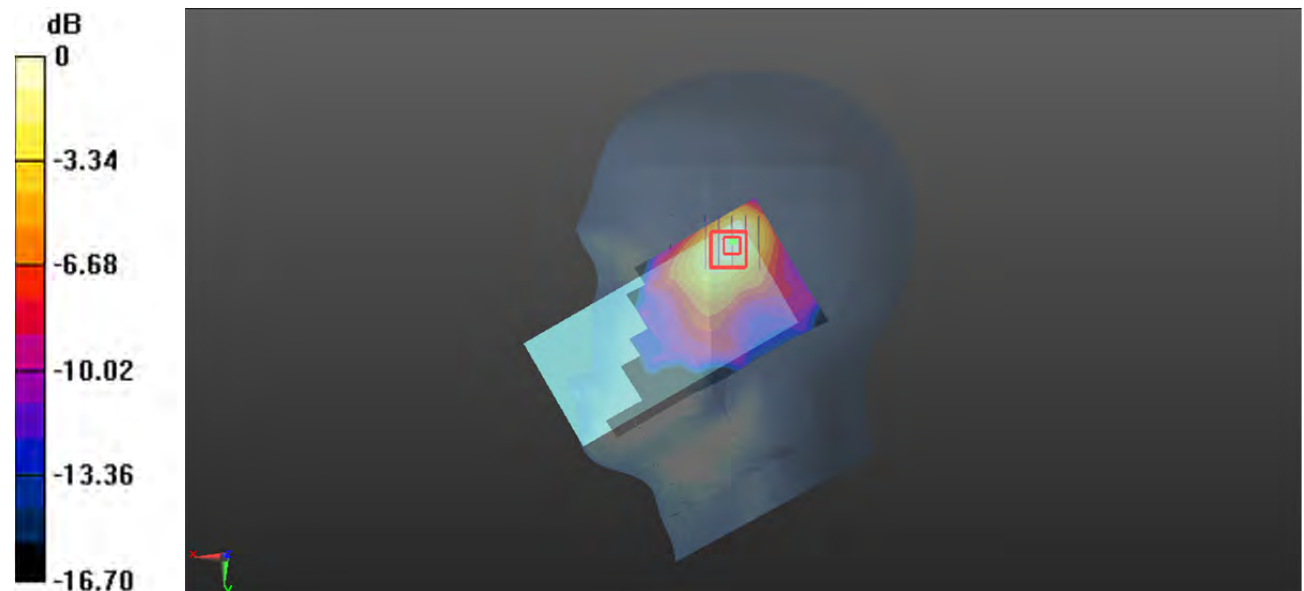
Zoom Scan (5x5x7)/Cube 0: Measurement grid: dx=8mm, dy=8mm, dz=5mm

Reference Value = 4.652 V/m; Power Drift = -0.15 dB

Peak SAR (extrapolated) = 0.283 W/kg

SAR(1 g) = 0.152 W/kg; SAR(10 g) = 0.082 W/kg

Maximum value of SAR (measured) = 0.235 W/kg



0 dB = 0.235 W/kg = -6.29 dBW/kg

Plot 154#:2.4G WIFI High_ Head Right Cheek**DUT: Phone; Type: NITRO 55E; Serial: CR22080013-SA-S1**

Communication System: 802.11 b; Frequency: 2462 MHz; Duty Cycle: 1:1.03

Medium parameters used: $f = 2462$ MHz; $\sigma = 1.798$ S/m; $\epsilon_r = 39.072$; $\rho = 1000$ kg/m³

Phantom section: Right Section

DASY5 Configuration:

- Probe: EX3DV4 - SN7522; ConvF(7.22, 7.22, 7.22) @ 2462 MHz; Calibrated: 2022/5/6
- Sensor-Surface: 1.4mm (Mechanical Surface Detection)
- Electronics: DAE4 Sn1354; Calibrated: 2021/9/1
- Phantom: SAM 1; Type: QD000P40CC; Serial: TP:1412
- Measurement SW: DASY52, Version 52.10 (2); SEMCAD X Version 14.6.12 (7470)

Area Scan (71x131x1): Interpolated grid: dx=1.200 mm, dy=1.200 mm

Maximum value of SAR (interpolated) = 0.299 W/kg


Zoom Scan (5x5x7)/Cube 0: Measurement grid: dx=8mm, dy=8mm, dz=5mm

Reference Value = 6.704 V/m; Power Drift = -0.07 dB

Peak SAR (extrapolated) = 0.382 W/kg

SAR(1 g) = 0.194 W/kg; SAR(10 g) = 0.099 W/kg

Maximum value of SAR (measured) = 0.310 W/kg



0 dB = 0.310 W/kg = -5.09 dBW/kg

Plot 155#: 2.4G WIFI _Mid_ Head Right Tilt**DUT: Phone; Type: NITRO 55E; Serial: CR22080013-SA-S1**

Communication System: 802.11 b; Frequency: 2437 MHz; Duty Cycle: 1:1.03

Medium parameters used: $f = 2437$ MHz; $\sigma = 1.764$ S/m; $\epsilon_r = 39.245$; $\rho = 1000$ kg/m³

Phantom section: Right Section

DASY5 Configuration:

- Probe: EX3DV4 - SN7522; ConvF(7.22, 7.22, 7.22) @ 2437 MHz; Calibrated: 2022/5/6
- Sensor-Surface: 1.4mm (Mechanical Surface Detection)
- Electronics: DAE4 Sn1354; Calibrated: 2021/9/1
- Phantom: SAM 1; Type: QD000P40CC; Serial: TP:1412
- Measurement SW: DASY52, Version 52.10 (2); SEMCAD X Version 14.6.12 (7470)

Area Scan (71x131x1): Interpolated grid: dx=1.200 mm, dy=1.200 mm

Maximum value of SAR (interpolated) = 0.161 W/kg

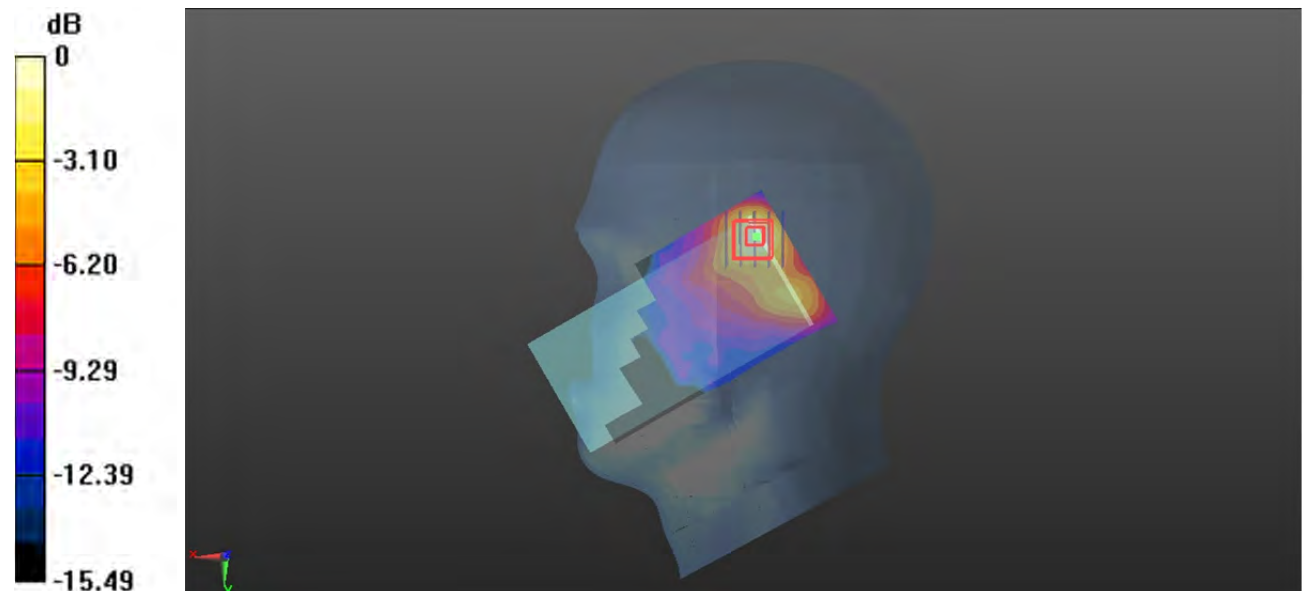
Zoom Scan (5x5x7)/Cube 0: Measurement grid: dx=8mm, dy=8mm, dz=5mm

Reference Value = 4.943 V/m; Power Drift = -0.13 dB

Peak SAR (extrapolated) = 0.204 W/kg

SAR(1 g) = 0.097 W/kg; SAR(10 g) = 0.048 W/kg

Maximum value of SAR (measured) = 0.160 W/kg



0 dB = 0.160 W/kg = -7.96 dBW/kg

Plot 156#: 2.4G WIFI _Mid_ Body Front**DUT: Phone; Type: NITRO 55E; Serial: CR22080013-SA-S1**

Communication System: 802.11 b; Frequency: 2437 MHz; Duty Cycle: 1:1.03

Medium parameters used: $f = 2437$ MHz; $\sigma = 1.764$ S/m; $\epsilon_r = 39.245$; $\rho = 1000$ kg/m³

Phantom section: Flat Section

DASY5 Configuration:

- Probe: EX3DV4 - SN7522; ConvF(7.22, 7.22, 7.22) @ 2437 MHz; Calibrated: 2022/5/6
- Sensor-Surface: 1.4mm (Mechanical Surface Detection)
- Electronics: DAE4 Sn1354; Calibrated: 2021/9/1
- Phantom: SAM 1; Type: QD000P40CC; Serial: TP:1412
- Measurement SW: DASY52, Version 52.10 (2); SEMCAD X Version 14.6.12 (7470)

Area Scan (81x151x1): Interpolated grid: dx=1.200 mm, dy=1.200 mm

Maximum value of SAR (interpolated) = 0.0466 W/kg

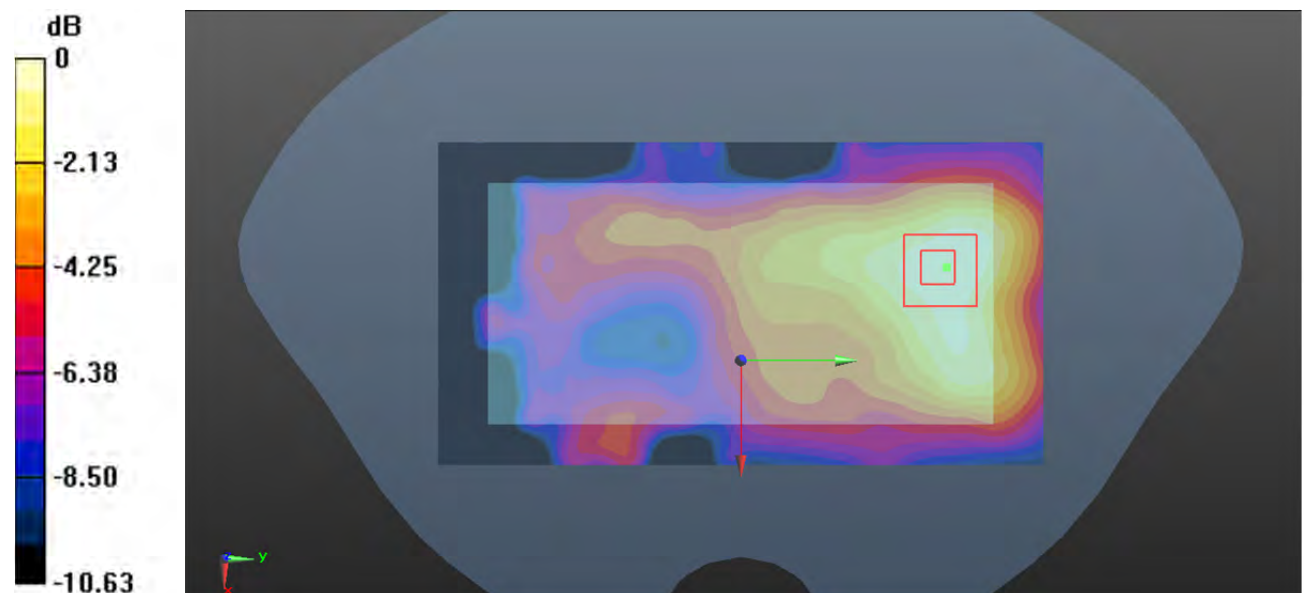
Zoom Scan (5x5x7)/Cube 0: Measurement grid: dx=8mm, dy=8mm, dz=5mm

Reference Value = 2.802 V/m; Power Drift = 0.16 dB

Peak SAR (extrapolated) = 0.0560 W/kg

SAR(1 g) = 0.031 W/kg; SAR(10 g) = 0.018 W/kg

Maximum value of SAR (measured) = 0.0458 W/kg



0 dB = 0.0458 W/kg = -13.39 dBW/kg

Plot 157#: 2.4G WIFI _Mid_ Body Back**DUT: Phone; Type: NITRO 55E; Serial: CR22080013-SA-S1**

Communication System: 802.11 b; Frequency: 2437 MHz; Duty Cycle: 1:1.03

Medium parameters used: $f = 2437$ MHz; $\sigma = 1.764$ S/m; $\epsilon_r = 39.245$; $\rho = 1000$ kg/m³

Phantom section: Flat Section

DASY5 Configuration:

- Probe: EX3DV4 - SN7522; ConvF(7.22, 7.22, 7.22) @ 2437 MHz; Calibrated: 2022/5/6
- Sensor-Surface: 1.4mm (Mechanical Surface Detection)
- Electronics: DAE4 Sn1354; Calibrated: 2021/9/1
- Phantom: SAM 1; Type: QD000P40CC; Serial: TP:1412
- Measurement SW: DASY52, Version 52.10 (2); SEMCAD X Version 14.6.12 (7470)

Area Scan (81x151x1): Interpolated grid: dx=1.200 mm, dy=1.200 mm

Maximum value of SAR (interpolated) = 0.0766 W/kg

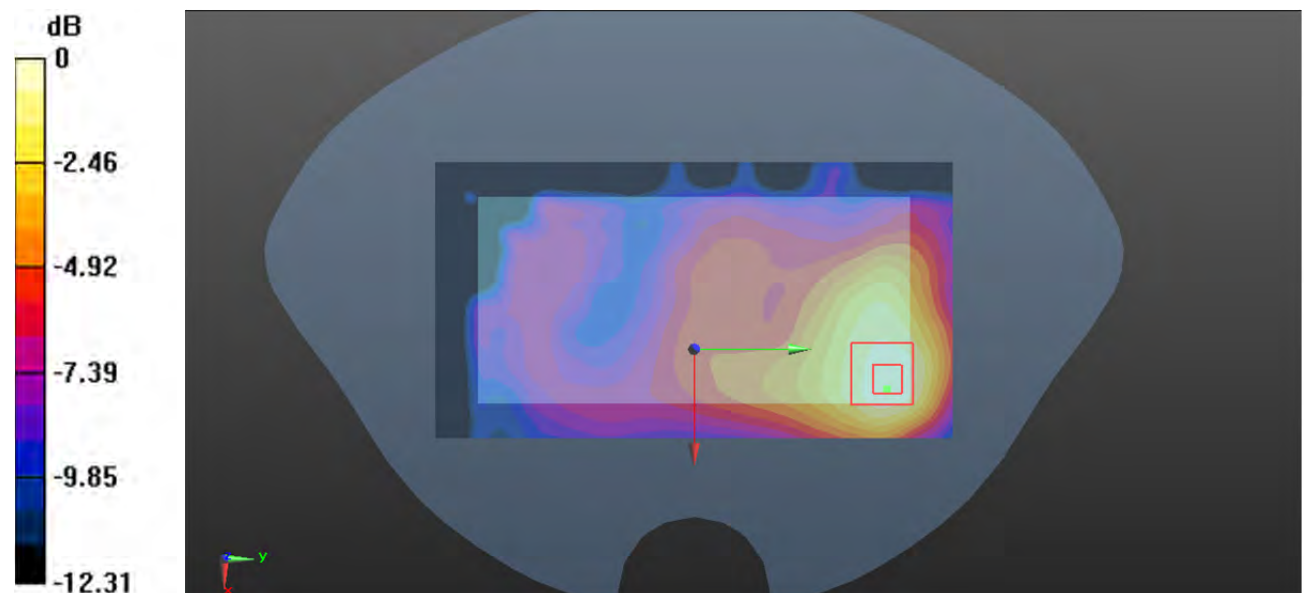
Zoom Scan (5x5x7)/Cube 0: Measurement grid: dx=8mm, dy=8mm, dz=5mm

Reference Value = 3.173 V/m; Power Drift = 0.15 dB

Peak SAR (extrapolated) = 0.0960 W/kg

SAR(1 g) = 0.049 W/kg; SAR(10 g) = 0.030 W/kg

Maximum value of SAR (measured) = 0.0769 W/kg



0 dB = 0.0769 W/kg = -11.14 dBW/kg

Plot 158#: 2.4G WIFI _Mid_ Body Left**DUT: Phone; Type: NITRO 55E; Serial: CR22080013-SA-S1**

Communication System: 802.11 b; Frequency: 2437 MHz; Duty Cycle: 1:1.03

Medium parameters used: $f = 2437$ MHz; $\sigma = 1.764$ S/m; $\epsilon_r = 39.245$; $\rho = 1000$ kg/m³

Phantom section: Flat Section

DASY5 Configuration:

- Probe: EX3DV4 - SN7522; ConvF(7.22, 7.22, 7.22) @ 2437 MHz; Calibrated: 2022/5/6
- Sensor-Surface: 1.4mm (Mechanical Surface Detection)
- Electronics: DAE4 Sn1354; Calibrated: 2021/9/1
- Phantom: SAM 1; Type: QD000P40CC; Serial: TP:1412
- Measurement SW: DASY52, Version 52.10 (2); SEMCAD X Version 14.6.12 (7470)

Area Scan (51x151x1): Interpolated grid: dx=1.200 mm, dy=1.200 mm

Maximum value of SAR (interpolated) = 0.0777 W/kg

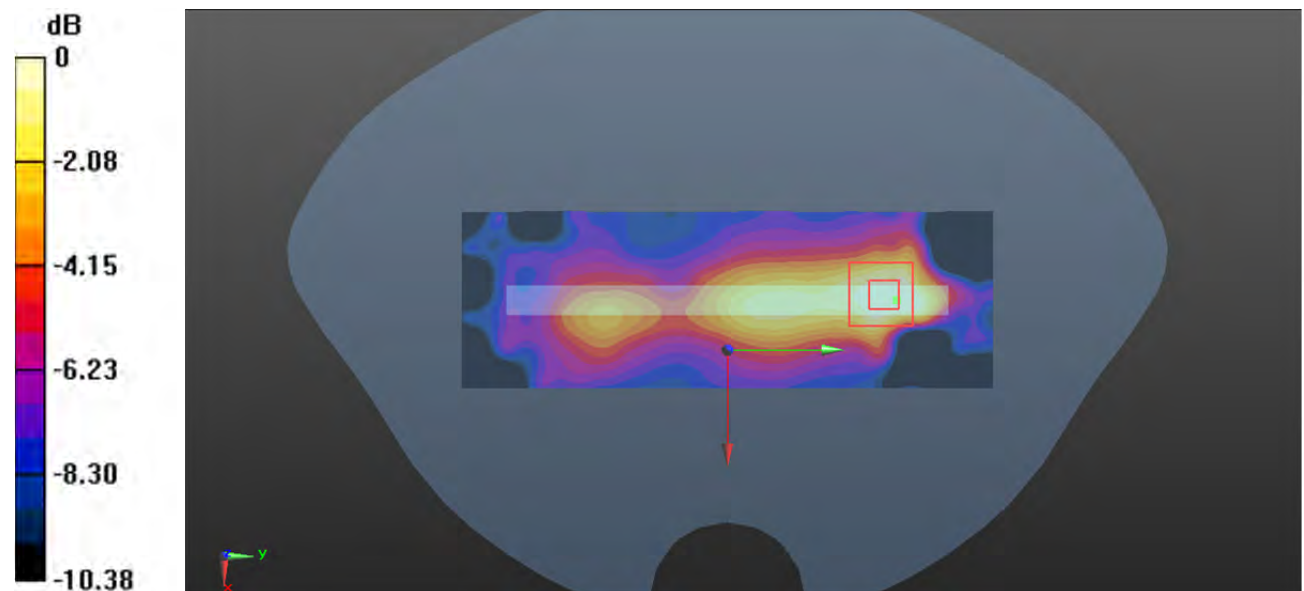
Zoom Scan (5x5x7)/Cube 0: Measurement grid: dx=8mm, dy=8mm, dz=5mm

Reference Value = 4.048 V/m; Power Drift = 0.20 dB

Peak SAR (extrapolated) = 0.0820 W/kg

SAR(1 g) = 0.041 W/kg; SAR(10 g) = 0.023 W/kg

Maximum value of SAR (measured) = 0.0647 W/kg



0 dB = 0.0647 W/kg = -11.89 dBW/kg

Plot 159#: 2.4G WIFI _Mid_ Body Top**DUT: Phone; Type: NITRO 55E; Serial: CR22080013-SA-S1**

Communication System: 802.11 b; Frequency: 2437 MHz; Duty Cycle: 1:1.03

Medium parameters used: $f = 2437$ MHz; $\sigma = 1.764$ S/m; $\epsilon_r = 39.245$; $\rho = 1000$ kg/m³

Phantom section: Flat Section

DASY5 Configuration:

- Probe: EX3DV4 - SN7522; ConvF(7.22, 7.22, 7.22) @ 2437 MHz; Calibrated: 2022/5/6
- Sensor-Surface: 1.4mm (Mechanical Surface Detection)
- Electronics: DAE4 Sn1354; Calibrated: 2021/9/1
- Phantom: SAM 1; Type: QD000P40CC; Serial: TP:1412
- Measurement SW: DASY52, Version 52.10 (2); SEMCAD X Version 14.6.12 (7470)

Area Scan (61x101x1): Interpolated grid: dx=1.200 mm, dy=1.200 mm

Maximum value of SAR (interpolated) = 0.0458 W/kg

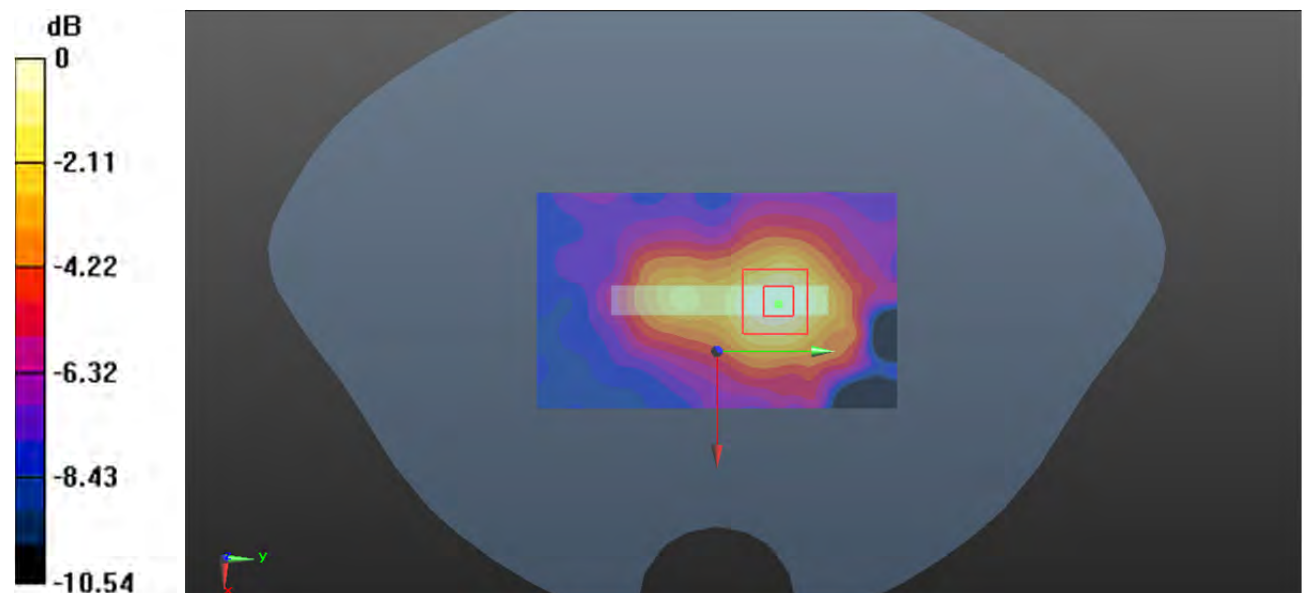
Zoom Scan (5x5x7)/Cube 0: Measurement grid: dx=8mm, dy=8mm, dz=5mm

Reference Value = 3.400 V/m; Power Drift = -0.19 dB

Peak SAR (extrapolated) = 0.0520 W/kg

SAR(1 g) = 0.029 W/kg; SAR(10 g) = 0.018 W/kg

Maximum value of SAR (measured) = 0.0440 W/kg



0 dB = 0.0440 W/kg = -13.57 dBW/kg

Plot 160#: LTE Band 2 1RB Low_ Handheld Bottom**DUT: Phone; Type: NITRO55E; Serial: CR22080013-SA-S1**

Communication System: Generic FDD-LTE; Frequency: 1860 MHz; Duty Cycle: 1:1

Medium parameters used: $f = 1860$ MHz; $\sigma = 1.398$ S/m; $\epsilon_r = 40.109$; $\rho = 1000$ kg/m³

Phantom section: Flat Section

DASY5 Configuration:

- Probe: EX3DV4 - SN7522; ConvF(7.79, 7.79, 7.79) @ 1860 MHz; Calibrated: 2022/5/6
- Sensor-Surface: 1.4mm (Mechanical Surface Detection)
- Electronics: DAE4 Sn1354; Calibrated: 2021/9/1
- Phantom: SAM 1; Type: QD000P40CC; Serial: TP:1412
- Measurement SW: DASY52, Version 52.10 (2); SEMCAD X Version 14.6.12 (7470)

Area Scan (51x81x1): Interpolated grid: dx=1.500 mm, dy=1.500 mm

Maximum value of SAR (interpolated) = 11.3 W/kg


Zoom Scan (5x5x7)/Cube 0: Measurement grid: dx=8mm, dy=8mm, dz=5mm

Reference Value = 39.63 V/m; Power Drift = -0.20 dB

Peak SAR (extrapolated) = 15.0 W/kg

SAR(1 g) = 4.79 W/kg; SAR(10 g) = 1.77 W/kg

Maximum value of SAR (measured) = 9.51 W/kg



0 dB = 9.51 W/kg = 9.78 dBW/kg

Plot 161#: LTE Band 2 1RB Mid _ Handheld Bottom**DUT: Phone; Type: NITRO55E; Serial: CR22080013-SA-S1**

Communication System: Generic FDD-LTE; Frequency: 1880 MHz; Duty Cycle: 1:1

Medium parameters used: $f = 1880$ MHz; $\sigma = 1.411$ S/m; $\epsilon_r = 39.938$; $\rho = 1000$ kg/m³

Phantom section: Flat Section

DASY5 Configuration:

- Probe: EX3DV4 - SN7522; ConvF(7.79, 7.79, 7.79) @ 1880 MHz; Calibrated: 2022/5/6
- Sensor-Surface: 1.4mm (Mechanical Surface Detection)
- Electronics: DAE4 Sn1354; Calibrated: 2021/9/1
- Phantom: SAM 1; Type: QD000P40CC; Serial: TP:1412
- Measurement SW: DASY52, Version 52.10 (2); SEMCAD X Version 14.6.12 (7470)

Area Scan (41x81x1): Interpolated grid: dx=1.500 mm, dy=1.500 mm

Maximum value of SAR (interpolated) = 9.45 W/kg

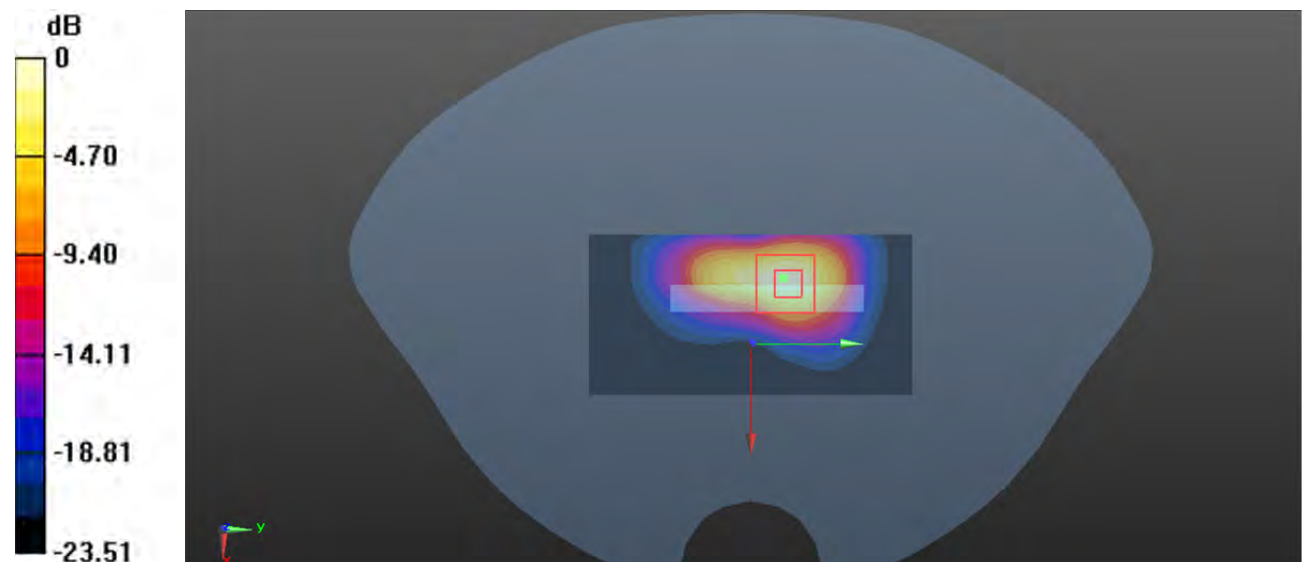
Zoom Scan (5x5x7)/Cube 0: Measurement grid: dx=8mm, dy=8mm, dz=5mm

Reference Value = 46.71 V/m; Power Drift = 0.15 dB

Peak SAR (extrapolated) = 13.7 W/kg

SAR(1 g) = 5 W/kg; SAR(10 g) = 2.12 W/kg

Maximum value of SAR (measured) = 10.3 W/kg



0 dB = 10.3 W/kg = 10.13 dBW/kg

Plot 162#: LTE Band 2 1RB High_ Handheld Bottom**DUT: Phone; Type: NITRO55E; Serial: CR22080013-SA-S1**

Communication System: Generic FDD-LTE; Frequency: 1900 MHz; Duty Cycle: 1:1

Medium parameters used: $f = 1900$ MHz; $\sigma = 1.428$ S/m; $\epsilon_r = 39.819$; $\rho = 1000$ kg/m³

Phantom section: Flat Section

DASY5 Configuration:

- Probe: EX3DV4 - SN7522; ConvF(7.79, 7.79, 7.79) @ 1900 MHz; Calibrated: 2022/5/6
- Sensor-Surface: 1.4mm (Mechanical Surface Detection)
- Electronics: DAE4 Sn1354; Calibrated: 2021/9/1
- Phantom: SAM 1; Type: QD000P40CC; Serial: TP:1412
- Measurement SW: DASY52, Version 52.10 (2); SEMCAD X Version 14.6.12 (7470)

Area Scan (51x81x1): Interpolated grid: dx=1.500 mm, dy=1.500 mm

Maximum value of SAR (interpolated) = 8.09 W/kg

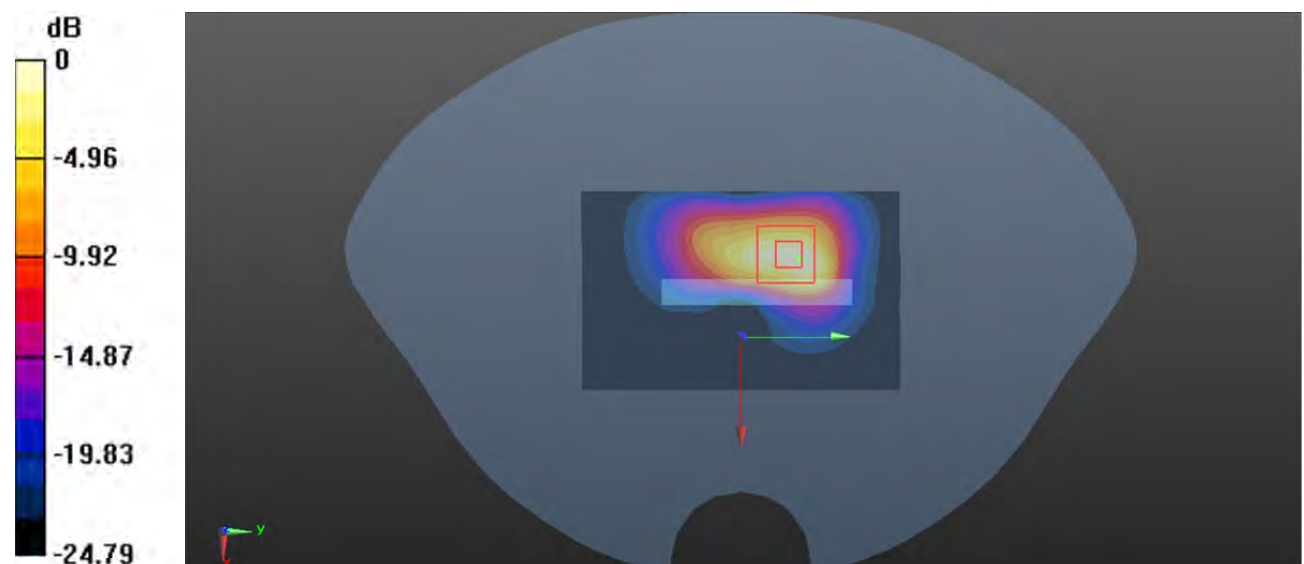
Zoom Scan (5x5x7)/Cube 0: Measurement grid: dx=8mm, dy=8mm, dz=5mm

Reference Value = 11.84 V/m; Power Drift = 0.17 dB

Peak SAR (extrapolated) = 11.4 W/kg

SAR(1 g) = 4.35 W/kg; SAR(10 g) = 1.87 W/kg

Maximum value of SAR (measured) = 8.41 W/kg



0 dB = 8.41 W/kg = 9.25 dBW/kg

Plot 163#: LTE Band 2 50%RB Mid_ Handheld Bottom**DUT: Phone; Type: NITRO55E; Serial: CR22080013-SA-S1**

Communication System: Generic FDD-LTE; Frequency: 1880 MHz; Duty Cycle: 1:1

Medium parameters used: $f = 1880$ MHz; $\sigma = 1.411$ S/m; $\epsilon_r = 39.938$; $\rho = 1000$ kg/m³

Phantom section: Flat Section

DASY5 Configuration:

- Probe: EX3DV4 - SN7522; ConvF(7.79, 7.79, 7.79) @ 1880 MHz; Calibrated: 2022/5/6
- Sensor-Surface: 1.4mm (Mechanical Surface Detection)
- Electronics: DAE4 Sn1354; Calibrated: 2021/9/1
- Phantom: SAM 1; Type: QD000P40CC; Serial: TP:1412
- Measurement SW: DASY52, Version 52.10 (2); SEMCAD X Version 14.6.12 (7470)

Area Scan (41x81x1): Interpolated grid: dx=1.500 mm, dy=1.500 mm

Maximum value of SAR (interpolated) = 7.68 W/kg

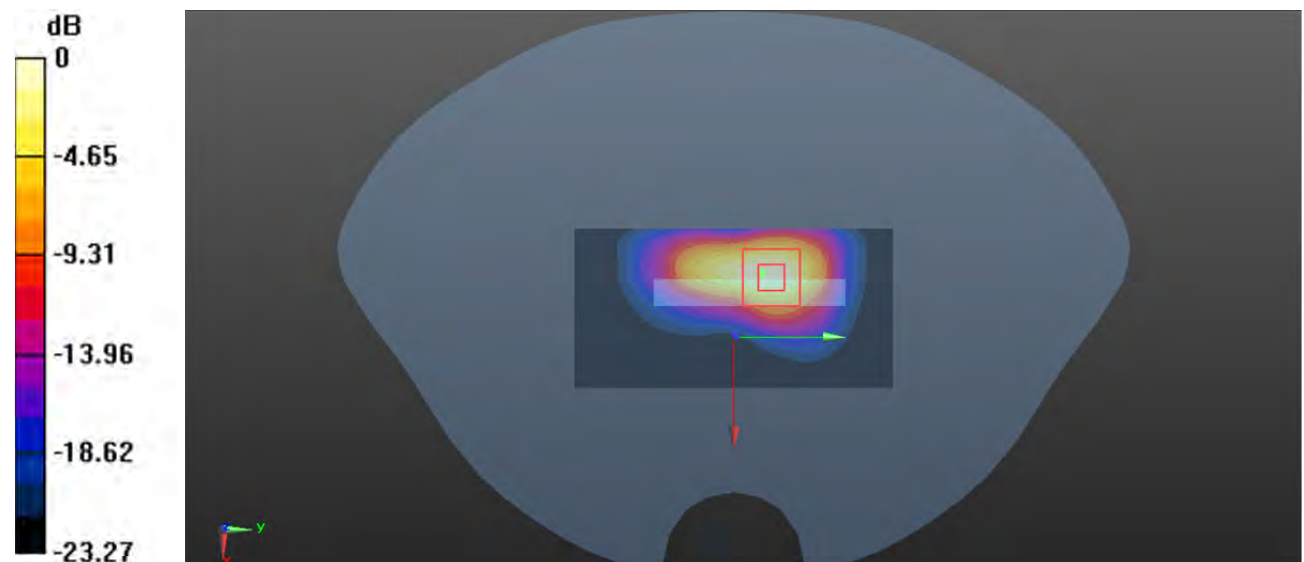
Zoom Scan (5x5x7)/Cube 0: Measurement grid: dx=8mm, dy=8mm, dz=5mm

Reference Value = 41.00 V/m; Power Drift = 0.16 dB

Peak SAR (extrapolated) = 10.6 W/kg

SAR(1 g) = 3.88 W/kg; SAR(10 g) = 1.66 W/kg

Maximum value of SAR (measured) = 7.95 W/kg



0 dB = 7.95 W/kg = 9.00 dBW/kg