



REPORT No.: SZ23110029S01

Annex C Plots of System Performance Check

Test Laboratory: Shenzhen Morlab Communications Technology Co., Ltd.

Date: 2023.11.13

System Check_835MHz_HAC_RF_E

Communication System: UID 0, CW (0); Frequency: 835 MHz;Duty Cycle: 1:1

Medium: Air Medium parameters used: $\sigma = 0$ S/m, $\epsilon_r = 1$; $\rho = 0$ kg/m³

Ambient Temperature : 23.2 °C;

DASY5 Configuration:

- Probe: ER3DV6 - SN2434; ConvF(1, 1, 1) @ 835 MHz; Calibrated: 2023.2.17
- Sensor-Surface: (Fix Surface), Sensor-Surface: 0mm (Fix Surface)
- Electronics: DAE4 Sn480; Calibrated: 2023.9.19
- Phantom: HAC Test Arch with AMCC; Type: SD HAC P01 BA;
- Measurement SW: DASY52, Version 52.10 (4); SEMCAD X Version 14.6.14 (7501)

Hearing Aid Compatibility Test (81x401x1): Interpolated grid: dx=0.5000 mm, dy=0.5000 mm

Maximum value of Total (interpolated) = 120.36 V/m

Device Reference Point: 0, 0, -6.3 mm

Reference Value = 58.53 V/m; Power Drift = -0.06 dB

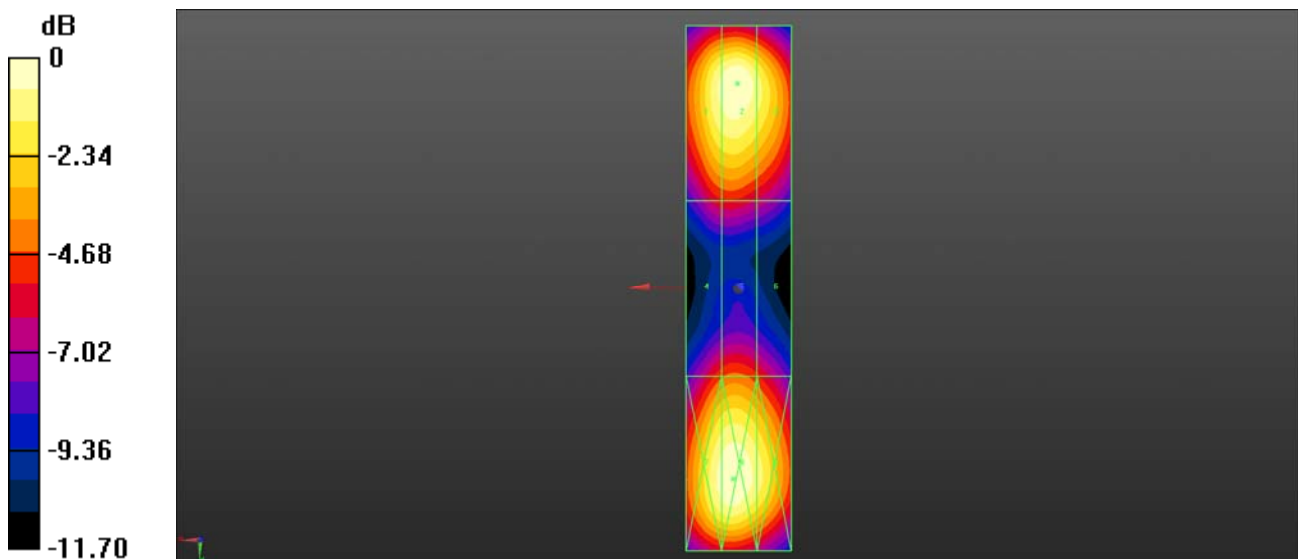
Applied MIF = 0.00 dB

RF audio interference level = 41.61 dBV/m

Emission category: M3

MIF scaled E-field

Grid 1 M3 41.12 dBV/m	Grid 2 M3 41.60 dBV/m	Grid 3 M3 40.63 dBV/m
Grid 4 M4 36.94 dBV/m	Grid 5 M4 37.98 dBV/m	Grid 6 M4 36.44 dBV/m
Grid 7 M3 41.32 dBV/m	Grid 8 M3 41.61 dBV/m	Grid 9 M3 40.55 dBV/m



0 dB = 120.36 V/m = 41.61 dBV/m

Test Laboratory: Shenzhen Morlab Communications Technology Co., Ltd.

Date: 2023.11.10

System Check_1880MHz_HAC_RF_E

Communication System: UID 0, CW (0); Frequency: 1880 MHz; Duty Cycle: 1:1

Medium: Air Medium parameters used: $\sigma = 0$ S/m, $\epsilon_r = 1$; $\rho = 0$ kg/m³

Ambient Temperature : 23.2 °C;

DASY5 Configuration:

- Probe: ER3DV6 - SN2434; ConvF(1, 1, 1) @ 1880 MHz; Calibrated: 2023.2.17
- Sensor-Surface: (Fix Surface), Sensor-Surface: 0mm (Fix Surface)
- Electronics: DAE4 Sn480; Calibrated: 2023.9.19
- Phantom: HAC Test Arch with AMCC; Type: SD HAC P01 BA;
- Measurement SW: DASY52, Version 52.10 (4); SEMCAD X Version 14.6.14 (7501)

Hearing Aid Compatibility Test (81x321x1): Interpolated grid: dx=0.5000 mm, dy=0.5000 mm

Maximum value of Total (interpolated) = 97.61 V/m

Device Reference Point: 0, 0, -6.3 mm

Reference Value = 73.61 V/m; Power Drift = -0.01 dB

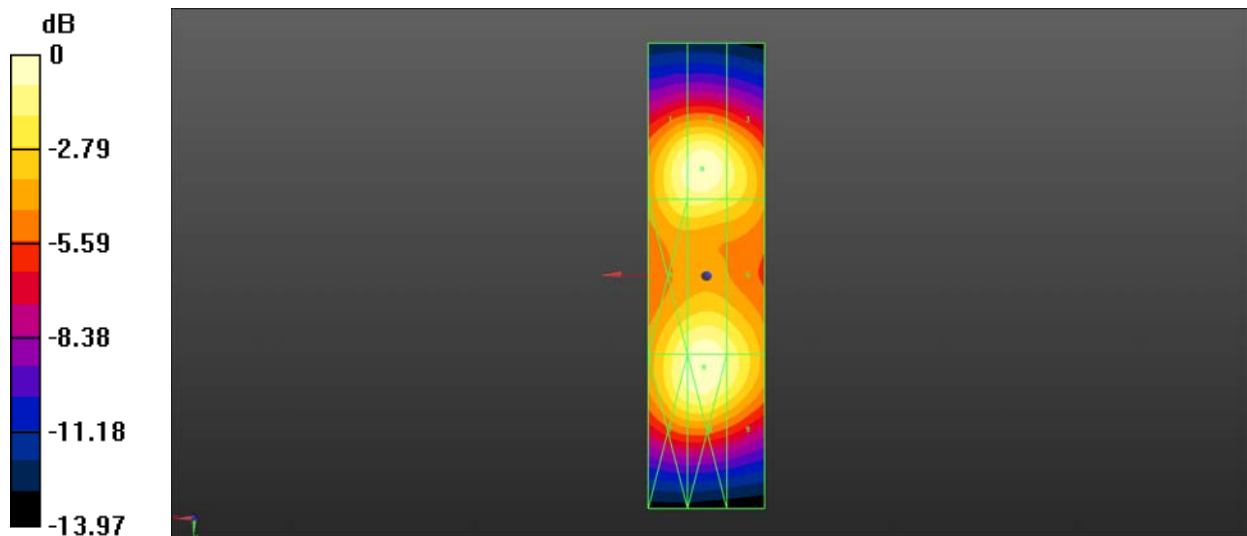
Applied MIF = 0.00 dB

RF audio interference level = 39.79 dBV/m

Emission category: M2

MIF scaled E-field

Grid 1 M2 39.28 dBV/m	Grid 2 M2 39.68 dBV/m	Grid 3 M2 38.57 dBV/m
Grid 4 M2 39.05 dBV/m	Grid 5 M2 39.53 dBV/m	Grid 6 M2 38.78 dBV/m
Grid 7 M2 39.34 dBV/m	Grid 8 M2 39.79 dBV/m	Grid 9 M2 38.82 dBV/m



0 dB = 97.61 V/m = 39.79 dBV/m

Test Laboratory: Shenzhen Morlab Communications Technology Co., Ltd.

Date: 2023.11.12

System Check_2600MHz_HAC_RF_E

Communication System: UID 0, CW (0); Frequency: 2600 MHz;Duty Cycle: 1:1

Medium: Air Medium parameters used: $\sigma = 0$ S/m, $\epsilon_r = 1$; $\rho = 0$ kg/m³

Ambient Temperature : 23.2 °C

DASY5 Configuration:

- Probe: ER3DV6 - SN2434; ConvF(1, 1, 1) @ 2600 MHz; Calibrated: 2023.2.17
- Sensor-Surface: (Fix Surface), Sensor-Surface: 0mm (Fix Surface)
- Electronics: DAE4 Sn480; Calibrated: 2023.9.19
- Phantom: HAC Test Arch with AMCC; Type: SD HAC P01 BA;
- Measurement SW: DASY52, Version 52.10 (4); SEMCAD X Version 14.6.14 (7501)

Ch2600/Hearing Aid Compatibility Test (81x321x1): Interpolated grid: dx=0.5000 mm, dy=0.5000 mm

Maximum value of Total (interpolated) = 97.16 V/m

Device Reference Point: 0, 0, -6.3 mm

Reference Value = 81.87 V/m; Power Drift = -0.13 dB

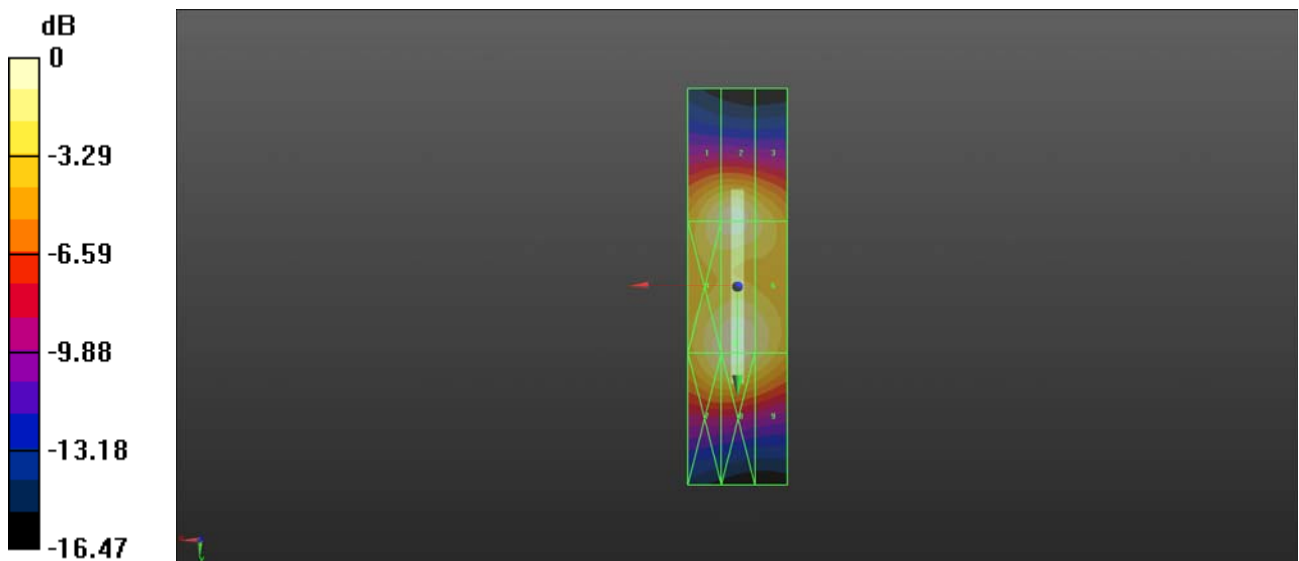
Applied MIF = 0.00 dB

RF audio interference level = 39.75 dBV/m

Emission category: M2

MIF scaled E-field

Grid 1 M2 38.94 dBV/m	Grid 2 M2 39.24 dBV/m	Grid 3 M2 38.16 dBV/m
Grid 4 M2 39.23 dBV/m	Grid 5 M2 39.75 dBV/m	Grid 6 M2 38.71 dBV/m
Grid 7 M2 39.15 dBV/m	Grid 8 M2 39.52 dBV/m	Grid 9 M2 38.32 dBV/m



0 dB = 97.16 V/m = 39.75 dBV/m