


Annex 4: Test setup photographs to Test Report 18-1-0029001T02-A4

Number of pages:	6	Date of Report:	2020-May-12
Testing company:	CETECOM GmbH Im Teelbruch 116 45219 Essen Germany Tel. + 49 (0) 20 54 / 95 19-0 Fax: + 49 (0) 20 54 / 95 19-150	Applicant:	ELOKON GMBH
Test Object / Tested Device(s):	Verification Unit, 100874		
FCC ID:	2ASP7-VERIFM-V01	IC:	--
Testing has been carried out in accordance with:	Title 47 CFR, Chapter I FCC Regulations, Subchapter A Subpart B: §15.107, §15.109 (Class B limits) Deviations, modifications or clarifications (if any) to above mentioned documents are written in each section under "Test method and limit".		


Table of Contents

1	Test setup photographs (chamber measurements)	3
2	Test setup photographs (conducted measurements).....	5


1 Test setup photographs (chamber measurements)




Photograph 1: EUT Test Setup in the anechoic chamber, Radiated interference field strength below 1GHz



Photograph 2: Test Setup in the anechoic chamber, Radiated interference field strength below 1GHz



Photograph 3: Setup Field Measurements in anechoic chamber above 1GHz




Photograph 4: Setup Field Measurements in anechoic chamber above 1GHz

2 Test setup photographs (conducted measurements)



Photograph 5: EUT Setup Conducted emissions on AC-Power lines



Photograph 6: EUT Setup Conducted emissions on AC-Power lines

End Of Annex 4