

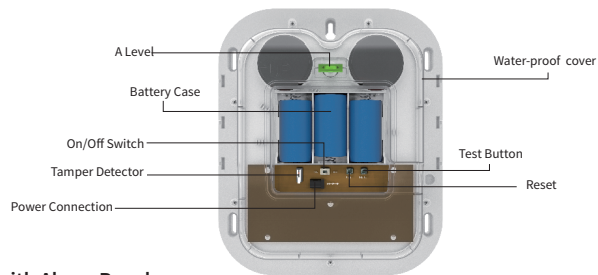
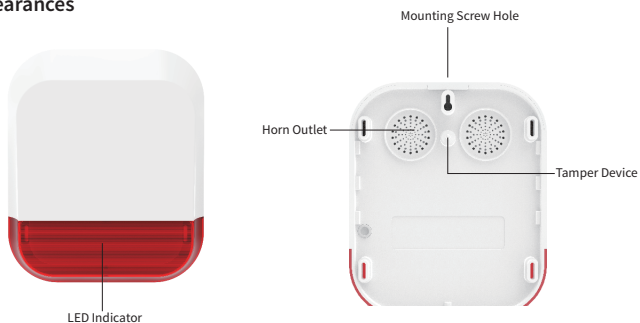
## Product Overview

The wireless outdoor siren is an accessory of smart alarm system. It is an extremely powerful 115dB outdoor siren and could work for 36 months standby by 3x D(LR20) dry cells. Mounting it on the outside of the house can show potential burglars that your house is alarm-proof. It is easy to set up, reliable and safe. With core microprocessor and tamper device, it will alarm and push will be showed in App when it is tampered. The indicator will light up for 1 second for every 9 seconds in the event of low battery and push notification.

## Specifications

• Battery	3x D(LR20) dry cells
• Transmission Distance	Up to 300m without obstacle
• Standby Current	≤110 uA
• Working Current	≤400 mA
• Siren Volume	115dB@30cm
• Lens Color	Red/Blue
• Working Temperature	-20°C~60°C
• Humidity	90%rh (non-condensing)
• IP Grade	IP54
• Bubble Level	Yes
• Tamper Device	Supported
• Prompt Light and Tone Adjustment	Supported
• Battery Standby Time	36 Months
• Housing Material	PC+ABS+Anti-UV
• Weight	950.7g(battery not included) 1369.8(battery included)
• Dimensions(L*W*H)	240mm*220mm*70mm

## Appearances



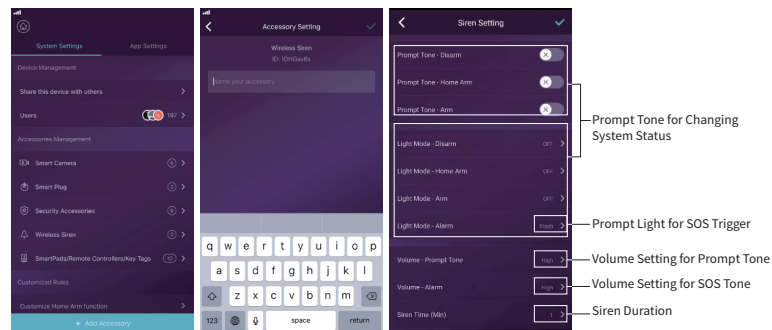
## Pairing with Alarm Panel

Scanning the QR Code for Pairing

- 1) Turn on the siren, to ensure the siren light is flash, if it is fixed, please reset the siren to makes the siren flash;
- 2) Turn on the alarm system;
- 3) Scan the QR code of the siren, You can also scan the QR code saved in your phone album;
- 4) Name it, after "Save", the pairing result would be confirmed in App and indicated with 2 beeps from siren.

\*Test: You can also press "Test" button in App to check whether the siren is paired successfully or not.

## Parameters and Settings



## Lighting Effects

Working Status	Home Arm	Arm	Disarm	SOS
Lighting Position	Right	Left	Both	Both
Lighting Modes	Off/On/Flash	Off/On/Flash	Off/On/Flash	Flash Sharply

## Accessories

1. 3x D(LR20) dry cells
2. 4 x Screws
3. 4 x Plastic Screw Bolts