


// MANUAL

Instruction



THE BRICK



Space Gray
SF-TB-10



All Black
SF-TB-20



24 K Gold Plated
SF-TB-30

WIRELESS PHONE CHARGER

- FAST CHARGE CAPABLE -

// TABLE OF CONTENT

EN	Disclaimer and safety guidelines	1
----	----------------------------------	---

// SPECIFICATIONS

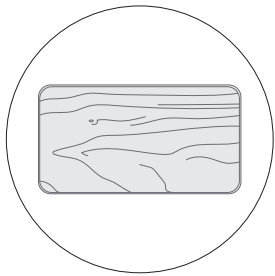
WIDTH	3.54" (90 mm)
HEIGHT	6.49" (165 mm)
DEPTH	0.66" (17 mm)
WEIGHT	10 ounces (300 g) - Al. 26 ounces (737 g) - Br.
MATERIALS	Walnut Wood Aluminium/Brass
OUTPUT	5W Mode 7.5W Mode 10W Mode - Fast Charge 15W Mode - Fast Charge
INPUT	DC 12V, 1.5A
FREQUENCY RANGE	110-205 kHz
OPERATING CONDITIONS	Operate the device at 0 to 35 degrees Celcius at max. 85% relative humidity. The range of the ambient temperature affects the charging speed, as the charging control of most mobile devices reduces the current consumption at higher temperatures.

ZE

// INSTRUCTIONS

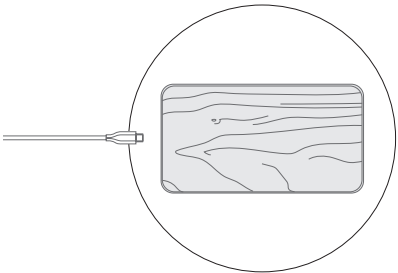
EN

Important! Read carefully before use. Store for future reference.



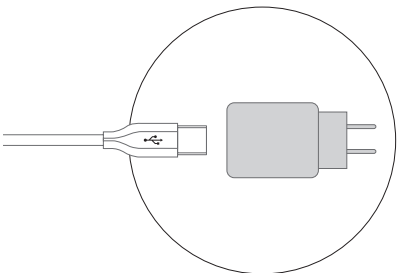
1. PLACEMENT

Place THE BRICK on a level ground.



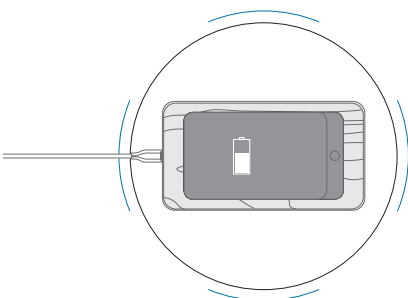
2. CONNECT

Plug in the supplied cable.



3. CONNECT

Plug in the cable into a QC 3.0 USB-A port.

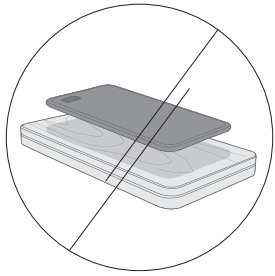


4. CHARGE

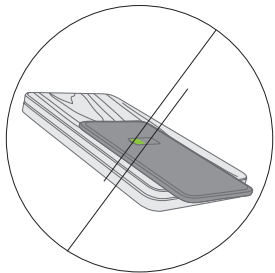
Simply place the center of your qi-compatible device on the center of THE BRICK.

// NOTICE

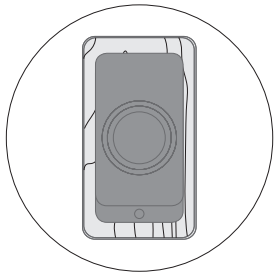
NE



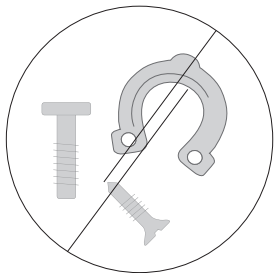
Place the smartphone with the back side on THE BRICK.



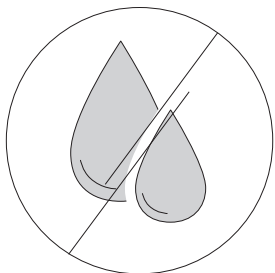
Place the qi-compatible device on the center of THE BRICK.



Ensure a level ground and that the device does not slip.



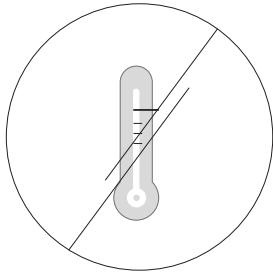
All metal or magnetic objects must be removed from the back of the smartphone.




Keep THE BRICK dry. Don't expose to liquids. Clean only with a damp cloth.

// ATTENTION

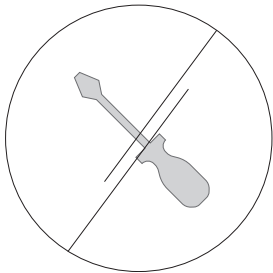
EN



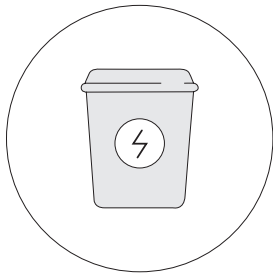
Avoid extreme Temperatures.



Do not disassemble or open
THE BRICK.



Modifying THE BRICK is not
allowed.



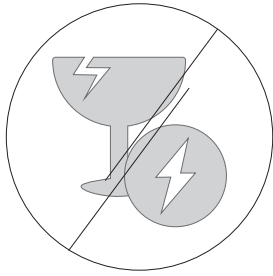
For the sake of the environment,
THE BRICK must be disposed
separately.




Do not drop THE BRICK.
Should THE BRICK be
damaged, stop using it.

// CAUTION

EN

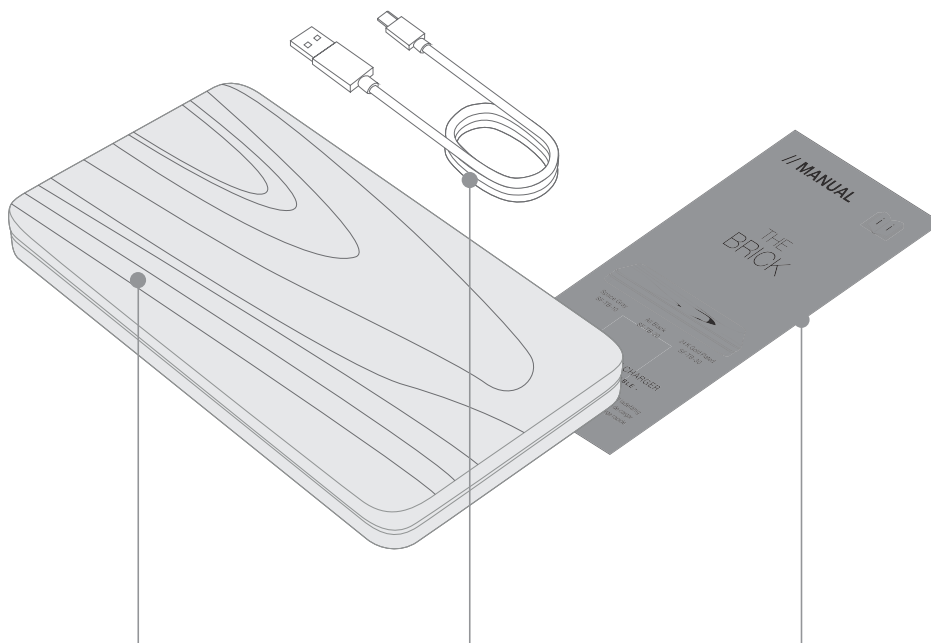


Do not attempt to charge a device with a damaged, broken, or open battery compartment



Do not attempt to charge a device that is incompatible with Qi charging technology.

// PACKAGE CONTENTS



1x THE BRICK

1x USB-C to
USB-A Cable

1x Manual with
safety instruction

// SAFETY GUIDELINES

EN



1. Dry conditions only – use this wireless charger only indoors.
2. Should the wireless charger or the device that is being charged get hot, stop use immediately and contact manufacturer.
3. Make sure your voltage is appropriate for the included power supply.
4. Use the wireless charger only in the allowed environment and temperature range found under operation conditions.
5. The wireless charger is not a toy and not designed to be played by children.
6. Do not attach anything to the wireless charger except authorized accessories.
7. Opening the wireless charger voids warranty.
8. The wireless chargers components can only be replaced by the manufacturer or an authorized service agent.
9. USB input power sources with an output below 5V/2A may not be compatible with the wireless charger.

// FCC STATEMENT

NE

Changes or modifications not expressly approved by the party responsible for compliance could void the user's authority to operate the equipment.

This equipment has been tested and found to comply with the limits for a Class B digital device, pursuant to Part 15 of the FCC Rules. These limits are designed to provide reasonable protection against harmful interference in a residential installation. This equipment generates uses and can radiate radio frequency energy and, if not installed and used in accordance with the instructions, may cause harmful interference to radio communications. However, there is no guarantee that interference will not occur in a particular installation. If this equipment does cause harmful interference to radio or television reception, which can be determined by turning the equipment off and on, the user is encouraged to try to correct the interference by one or more of the following measures:

- Reorient or relocate the receiving antenna.
- Increase the separation between the equipment and receiver.
- Connect the equipment into an outlet on a circuit different from that to which the receiver is connected.
- Consult the dealer or an experienced radio/TV technician for help

// FCC STATEMENT



This device complies with part 15 of the FCC rules. Operation is subject to the following two conditions (1) this device may not cause harmful interference, and (2) this device must accept any interference received, including interference that may cause undesired operation.

This equipment complies with FCC radiation exposure limits set forth for an uncontrolled environment. This equipment should be installed and operated with minimum distance 20cm between the radiator and your body.



// COMPATIBLE MODELS

Apple iPhone XS Max/XS/Xr/X/8/8 Plus

Samsung Galaxy S10/S10e/S10+/S9/s9+/S8/S8+/S7/S7 Edge/S6/S6 Edge/S6 Edge+/Note 9/Note 8/Note 7/Note 5

Google Pixel 3/3 XL/Nexus 4/5/6/7

HUAWEI MATE 20 PRO/20 RS

and many more ...

Manufacturer: Dongguan Sai Shi Bo Technology CO., LTD
No.8, Yinhu 1st Rd, Shishuikou village,
Qiaotou Town, Dongguan, Guangdong, China