


1.1 Setup Photograph – Antenna Port Conducted




1.2 Setup Photograph – Radiated Emissions


Radiated Emissions Test Setup, 30-1000 MHz




Radiated Emissions Test Setup, Above 1000 MHz (X-axis)



Radiated Emissions Test Setup, Above 1000 MHz (Y-axis)



Radiated Emissions Test Setup, Above 1000 MHz (Z-axis)



Manual Testing From 18-25 GHz

