

Attachment 1

➤ Test Setup Photograph


<Conducted Emission>

Test Mode : Mode 1: Transmit_V20_1M

Description: Front View of Conducted Emission Test Setup




Description: Back View of Conducted Emission Test Setup




< Radiated Emission >

Test Mode : Mode 1: Transmit_V20_1M

Description : Front View of Radiated Emission Test Setup (Bilog)




Description : Back View of Radiated Emission Test Setup (Bilog)



Test Mode : Mode 1: Transmit_V20_1M

Description : Front View of Radiated Emission Test Setup (Horn)



Description : Back View of Radiated Emission Test Setup (Horn)

