

Product List

타입	1)Transmitter		2)Receiver
제품명	ANYSYNC 4K HDMI (Transmitter)	ANYSYNC 4K USB-C (Transmitter)	2)ANYSYNC 4K (Receiver)
모델명	ANYSYNC-4KTH	ANYSYNC-4KTU	ANYSYNC-4KRH
스펙	Cortex-A7 1.5GHz DDR3 512MB x2, 1600Mbps, 800MHz fCK NOR 128MBit 24MHz, 25MHz, 32.768MHz, 37.4MHz Wi-Fi 5.2GHz External antenna x1 built in case Rechargeable Li-Po Battery 3.7V 3,500mA Assembled HDMI cable 10cm	Cortex-A7 1.5GHz DDR3 512MB x2, 1600Mbps, 800MHz fCK NOR 128MBit 24MHz, 27MHz, 32.768MHz, 37.4MHz Wi-Fi 5.2GHz External antenna x1 built in case Rechargeable Li-Po Battery 3.7V 3,500mA Assembled USB Type-C cable 10cm	Cortex-A7 1.5GHz DDR4 1GB x2, 2400Mbps, 833MHz fCK eMMC 8GB 24MHz, 32.768MHz, 37.4MHz Wi-Fi 5.2GHz External antenna x2 built in case DC 5V External Adaptor Assembled HDMI cable 10cm

파생모델 1	제품명 : ANYSYNC WU HDMI (Transmitter) ANYSYNC-WUTH 차이점 : 메모리 용량 DDR3 256MB x2	제품명 : ANYSYNC WU USB-C (Transmitter) 모델명 : ANYSYNC-WUTU 차이점 : 메모리 용량 DDR3 256MB x2	제품명 : ANYSYNC WU (Receiver) 모델명 : ANYSYNC-WURH 차이점 : 메모리 용량 DDR4 512MB x2
파생모델 2	제품명 : QuickcastPro 4K HDMI (transmitter) 모델명 : QuickCastPro-4K-HT 차이점 : 케이스 외형 제조사 - 알엔웨어, 판매사 - Optoma	제품명 : QuickcastPro 4K USB (transmitter) 모델명 : QuickCastPro-4K-CT 차이점 : 케이스 외형 제조사 - 알엔웨어, 판매사 - Optoma	제품명 : QuickcastPro 4K (Receiver) 모델명 : QuickCastPro-4K-RX 차이점 : 케이스 외형 제조사 - 알엔웨어, 판매사 - Optoma
파생모델 3	제품명 : QuickcastPro WU HDMI (transmitter) 모델명 : QuickCastPro-WU-HT 차이점 : 케이스 외형 메모리 용량 DDR3 256MB x2 제조사 - 알엔웨어, 판매사 - Optoma	제품명 : QuickcastPro WU USB-C (transmitter) 모델명 : QuickCastPro-WU-CT 차이점 : 케이스 외형 메모리 용량 DDR3 256MB x2 제조사 - 알엔웨어, 판매사 - Optoma	제품명 : QuickcastPro WU (Receiver) 모델명 : QuickCastPro-WU-RX 차이점 : 케이스 외형 메모리 용량 DDR3 256MB x2 제조사 - 알엔웨어, 판매사 - Optoma

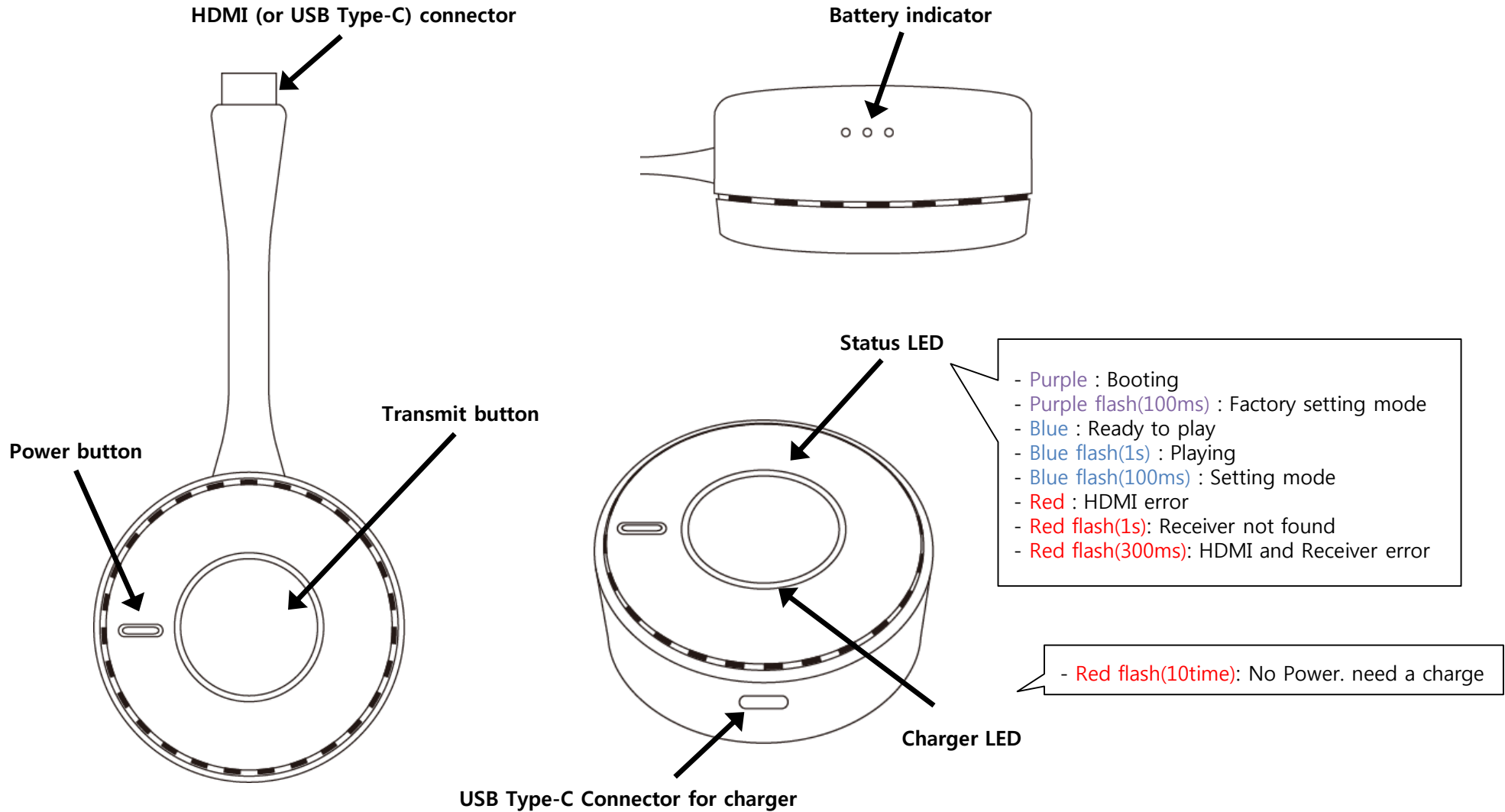
Note

1) This device can be used within 20cm.

2) this device should be installed and operated with minimum distance 20 cm between the radiator and your body. Ex) Desktop, TV, etc

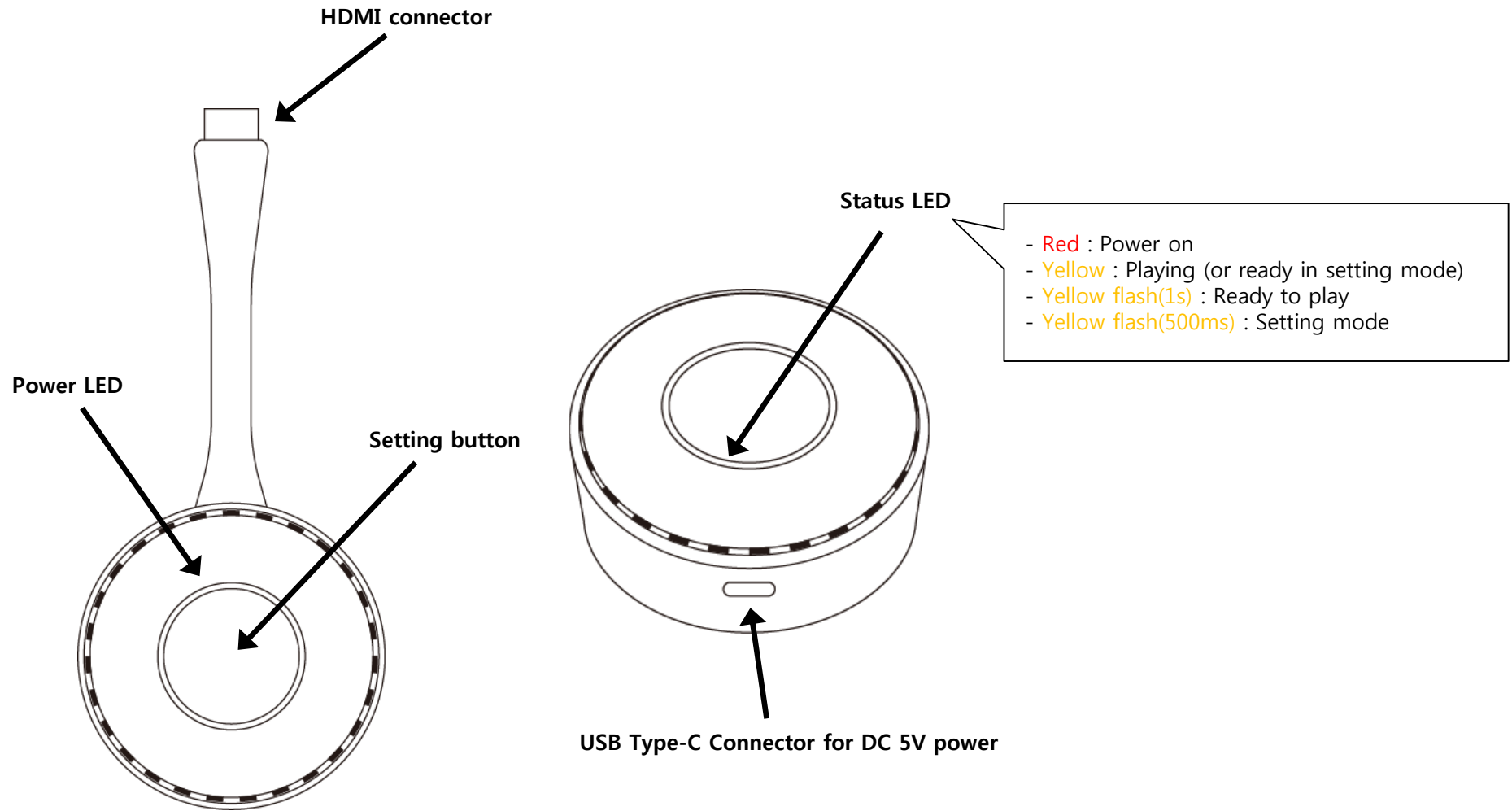
Feature Introduction

1. Transmitter



Feature Introduction

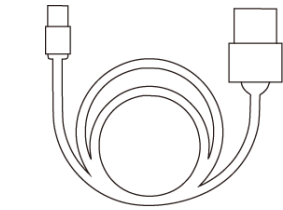
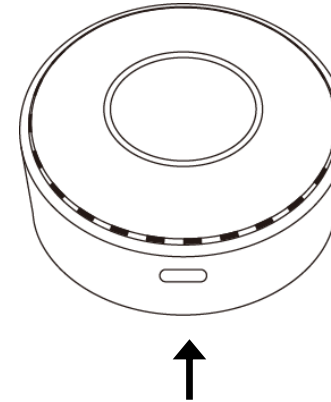
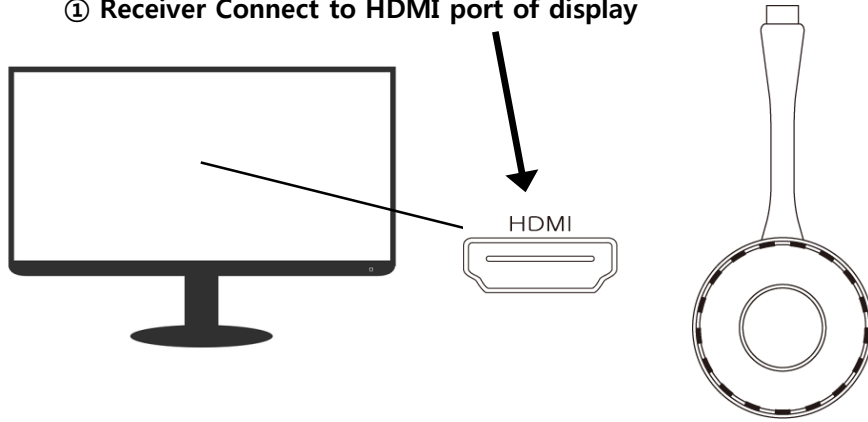
2. Receiver



Operating guide

1. Receiver installation


① Receiver Connect to HDMI port of display



#No data communications

② Input power using 5V2A Adaptor

③ Red led is on, Yellow is flash

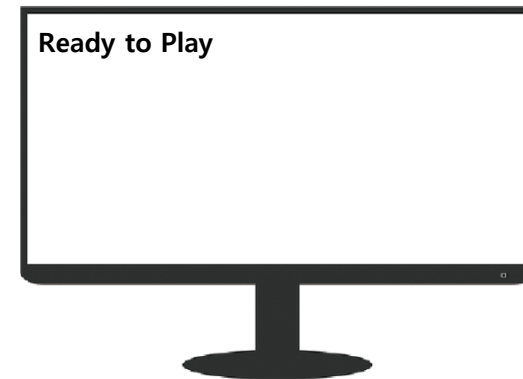


and



④ Wait about 25~35 seconds

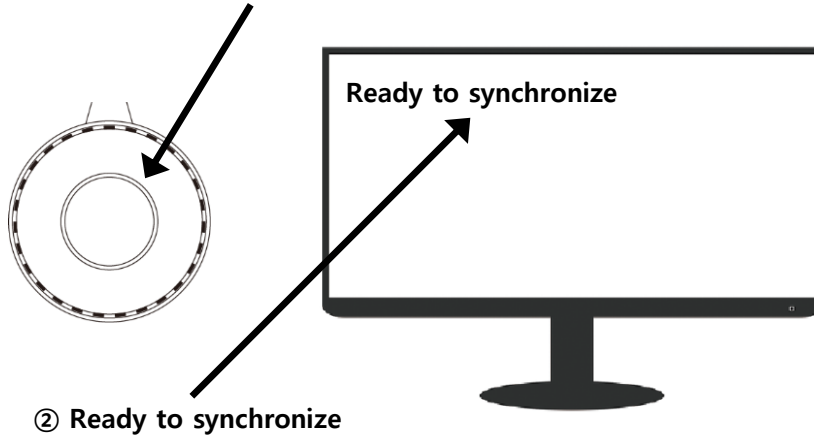
⑤ Ready to Play



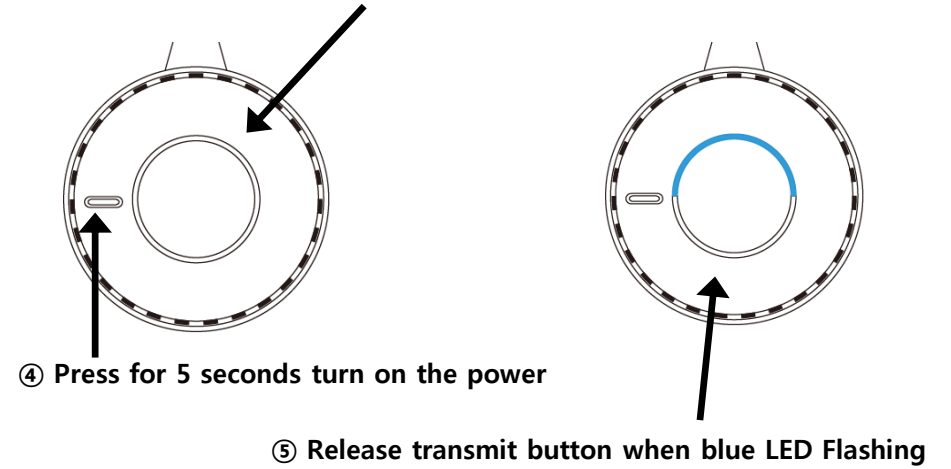
Operating guide

2. Transmitter installation and synchronize to Receiver


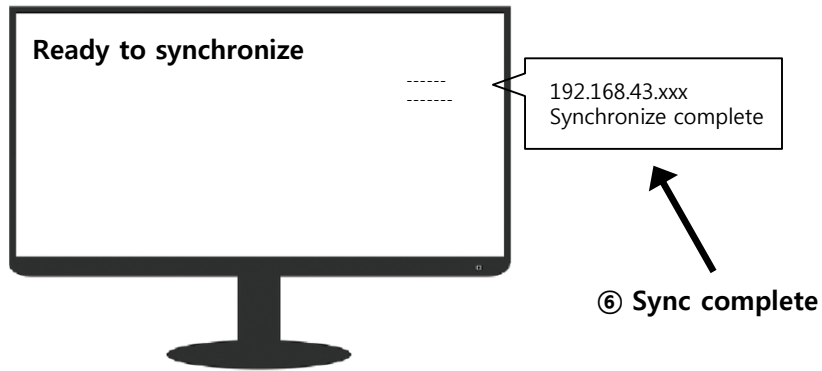
① Press for 1 seconds to Receiver's setting button



③ Press and hold the Transmitter's transmit button



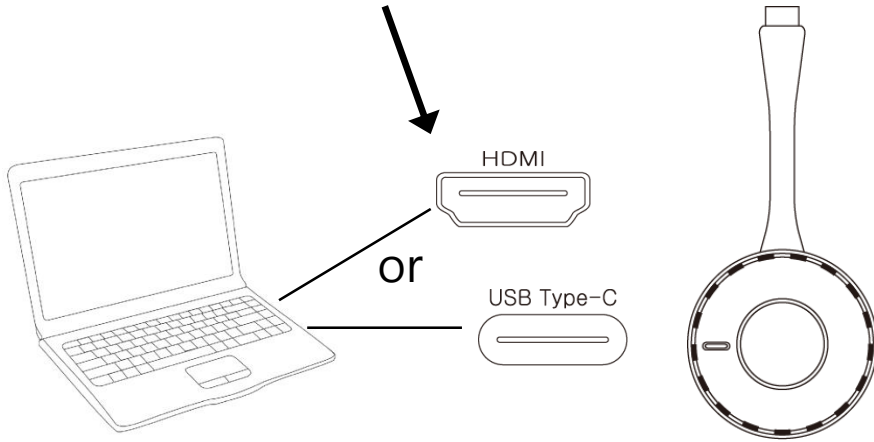
⑦ Press for 1 seconds Receiver's setting button to receive mode



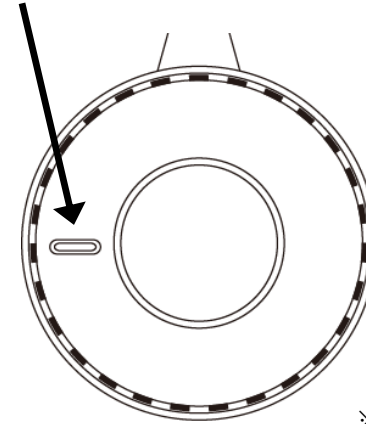
Operating guide

3. Device's screen transmission

① Transmitter Connect to HDMI or USB Type-C port of Device

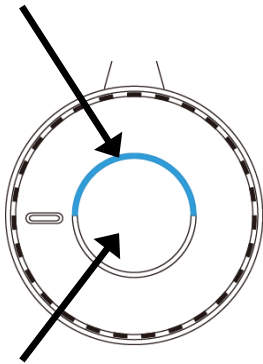


② Press for 5 seconds turn on the power



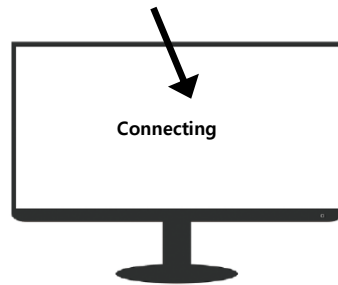
※ already synchronized

③ Blue LED Steady on, ready to Transmit



④ Press Transmit button

⑤ Connecting message



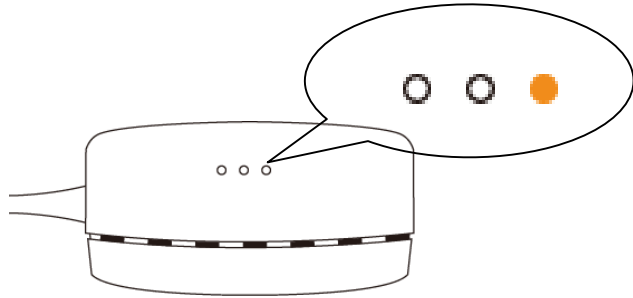
⑥ Screen mirroring



Operating guide

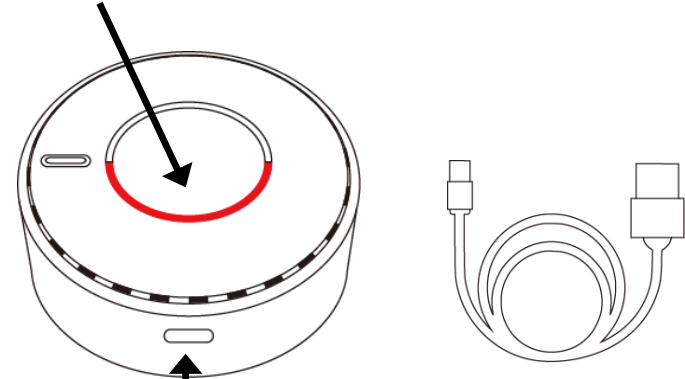
4. Charging the battery

① Low Battery (<20%)



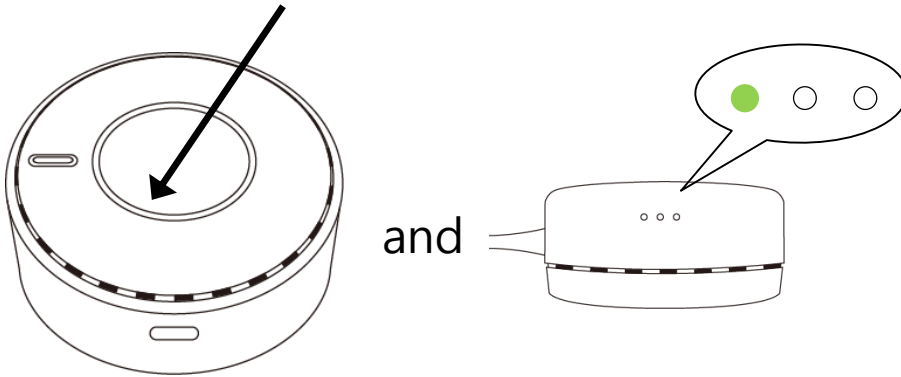
※ already power on state

③ Red LED is on, Charging



② Input power using 5V Adaptor

④ Red LED is off



and

⑤ Complete

※ Battery LED indicate

- | | |
|-------|-------------------|
| ● ○ ○ | High : 80 ~ 100% |
| ○ ● ○ | Middle : 20 ~ 80% |
| ○ ○ ● | Low : 0 ~ 20% |

Specification

1. Transmitter

Size : 70mm x 70mm x 28mm (Cable Length. 100mm x 20mm)

Weight : 120g

Battery : 3500mA, 3.7V Li-ion Polymer Battery

Charging Power : DC 5V

Operating Temperature : 0°C ~ 40°C

Resolution : 720P, 1080P, 1920x1200, 3840x2160(30P)

Audio : Mono, Stereo

Service life : 5.5~6 hours

Video Latency : 200~300ms

Distance : ~ 10m

Transmission : Wi-Fi 802.11n Standard 5.2GHz

Operating Frequency : CE - 5.170~5.250GHz (36,40,44,48)

FCC - 5.170~5.250GHz, 5.745~5.835GHz (36,40,44,48,149,153,157,161,165)

KC - 5.170~5.250GHz, 5.745~5.835GHz (36,40,44,48,149,153,157,161,165)

Antenna : External Antenna Built in Case

Antenna Gain : 5 150 ~ 5 250 MHz : 4 dBi , 5 725 ~ 5 850 MHz : 3.98 dBi

Compatibility : Any device allowing HDMI or USB Type-C output meeting supported resolution Ex) PC, Notebook, etc

Specification

2. Receiver

Size : 70mm x 70mm x 28mm (Cable Length. 100mm x 20mm)

Weight : 55g

Input Power : USB Type-C port, DC 5V / 2A

Operating Temperature : 0°C ~ 40°C

Resolution : 720P, 1080P, 1920x1200, 3840x2160(30P)

Audio : Mono, Stereo

Video Latency : 200~300ms

Distance : ~ 10m

Transmission : Wi-Fi 802.11n Standard 5.2GHz

Operating Frequency : CE - 5.180~5.240GHz (36,40,44,48)

FCC - 5.180~5.240GHz, 5.745~5.825GHz (36,40,44,48,149,153,157,161,165)

KC - 5.180~5.240GHz, 5.745~5.825GHz (36,40,44,48,149,153,157,161,165)

Antenna : External Antenna Built in Case

Antenna Gain : 5 150 ~ 5 250 MHz : 4 dBi , 5 725 ~ 5 850 MHz : 3.98 dBi

Compatibility : Any device allowing HDMI output meeting supported resolution Ex) PC, TV, etc

Notice

- Wireless distance can be changed according to user environment.
- These products can be in the interference of frequency on using
- The screen can be cut when the display aspect is not matched with monitor
- Please Turn off the transmitter and receiver when not using products
- Please use the 5V voltage adaptor (Equipment shall be supplied by a limited power source)
- **Indoor use only**
- 20cm away from your body.

FCC compliance Statement

- This device complies with part 15 of the FCC Rules. Operation is subject to the following two conditions: (1) This device may not cause harmful interference, and (2) this device must accept any interference received, including interference that may cause undesired operation.
- changes or modifications not expressly approved by the party responsible for compliance could void the user's authority to operate the equipment.

FCC Interference Statement

- This equipment has been tested and found to comply with the limits for a Class B digital device, pursuant to part 15 of the FCC Rules. These limits are designed to provide reasonable protection against harmful interference in a residential installation. This equipment generates, uses and can radiate radio frequency energy and, if not installed and used in accordance with the instructions, may cause harmful interference to radio communications. However, there is no guarantee that interference will not occur in a particular installation. If this equipment does cause harmful interference to radio or television reception, which can be determined by turning the equipment off and on, the user is encouraged to try to correct the interference by one or more of the following measures:
 - Reorient or relocate the receiving antenna.
 - Increase the separation between the equipment and receiver.
 - Connect the equipment into an outlet on a circuit different from that to which the receiver is connected.
 - Consult the dealer or an experienced radio/TV technician for help.

FCC Caution

Any changes or modifications not expressly approved by the party responsible for compliance could void the user's authority to operate this equipment. This transmitter must not be co-located or operating in conjunction with any other antenna or transmitter.

Notice

1) Article 10 (2)

- Manufacturers shall ensure that radio equipment shall be so constructed that it can be operated in at least one member state without infringing applicable requirements on the use of radio spectrum.

2) Article 10 (6)

- Manufacturers shall ensure that radio equipment which they have placed on the market bears a type, batch or serial number or other element allowing its identification, or,

- where the size or nature of the radio equipment does not allow it, that the required information is provided on the packaging, or in a document accompanying the radio equipment.

3) Article 10 (8)

- Manufacturers shall ensure that the radio equipment is accompanied by instructions and safety information in a language which can be easily understood by consumers and other end-users, as determined by the Member State concerned. Instructions shall include the information required to use radio equipment in accordance with its intended use. Such information shall include, where applicable, a description of accessories and components, including software, which allow the radio equipment to operate as intended. Such instructions and safety information, as well as any labelling, shall be clear, understandable and intelligible.

4) Article 10 (10)

- In cases of restrictions on putting into service or of requirements for authorization of use, information available on the packaging shall allow the identification of the member states or
- The geographical area within a member state where restrictions on putting into service or requirements for authorization of use exist.
- Such information shall be completed in the instructions accompanying the radio equipment. The commission may adopt implementing acts specifying how to present that information.
- Those implementing acts shall be adopted in accordance with the advisory procedure referred to in Article 45(2).

5) 2014/53/EU Statement

Hereby, RNware declares that the radio equipment type ANYSYNC Transmitter & Receiver is in compliance with Directive 2014/53/EU.

- **Manufacturer**

- RNware Co., Ltd.
- 3F, 37, Alphacity 1-ro 31-gil, Suseong-gu, Daegu 42250 Korea
- +82-53-554-2920

- **Distributor**

-
-
-

Reservation