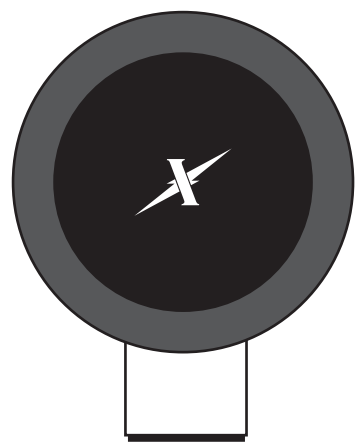


## XCHARGER User manual

<https://moxiecorp.com/>

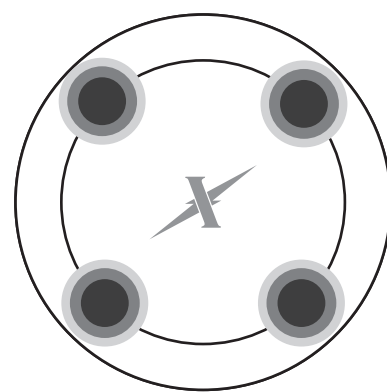
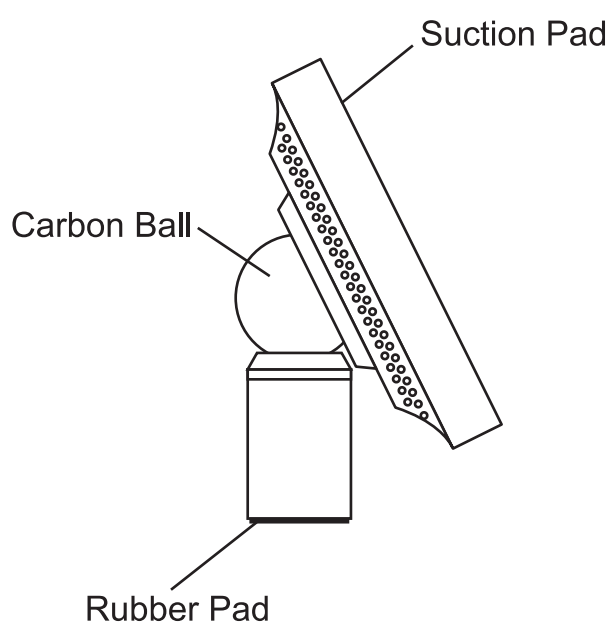
The all new gen wireless charger is made from selected materials, Providing you more free and high-end in-car/desk wireless charging experience. Easy installation ,safe and stable. It can be rotated 360°. Put and charge. Not easy to fall off even there is jolt. Start a new wireless charging world!



### Product parameters

Model: XCH-001  
Charging way: electromagnetic induction  
Protocol standard: WPC1.1.2  
Input Voltage & Current: 9V 1.6A  
Output power: 10W  
Working temperature: -25°C to 80°C  
no-load power consumption: 120~650mW  
Effective transformation distance: <10mm  
Transfer efficiency: ≤72%  
Working frequency: 110~205KHz

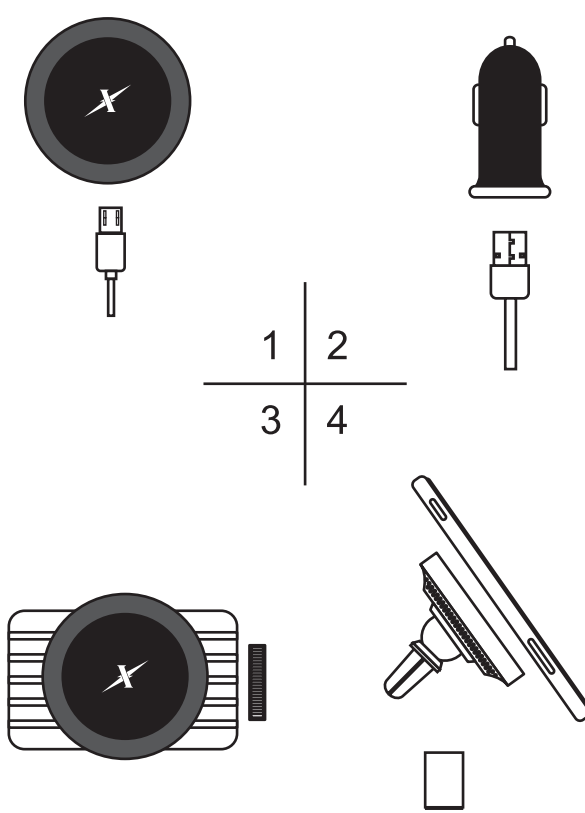
### Product appearance



Magnet adsorption position

### Instruction

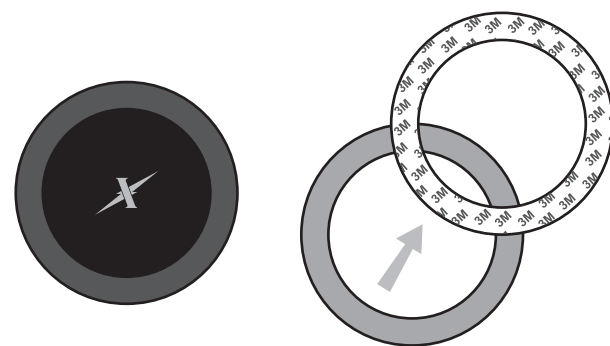
1. Connect Micro interface of charging cable with car magnetic wireless charger.
2. Connect USB interface of charging cable with car charger.
3. Fix the car magnetic wireless charger on the air conditioner vent.
4. Put and charge.




### Installation of round iron sheet

The iron sheet is suitable for devices with wireless charging function

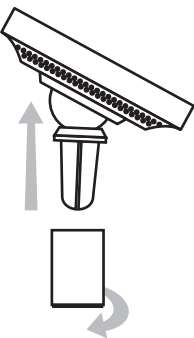
1. Remove the 3M glue on the iron sheets



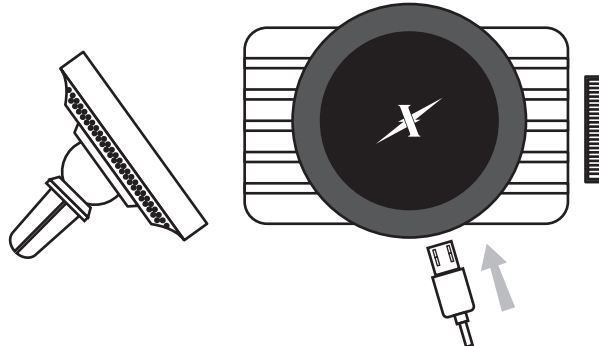
2. Fix the iron sheet on the middle of the phone



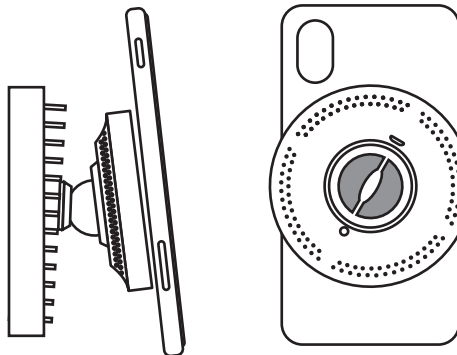
3. Car wireless charger can be set in two ways, first stick on the car table , second remove car mount base to use the clip , that can clamp at the car air-conditioning blades



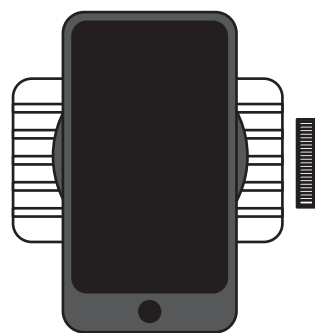
4. Connect Micro interface of charging cable with car magnetic wireless charger,than clamp at the car air-conditioning blades



5. Let the phone and the car wireless charger attracting together



6. Charge right away



### Applicable devices

1. Devices built-in with wireless charging receiver
2. Devices with reserved wireless charging contacts, shall be installed receiver coil
3. Devices shall be installed case with receiver  
(Note: Receiver shall be according with WPC Qi standard.)

### Standard accessories

1. Car magnetic wireless charger
2. Round iron sheet
3. USB charging cable
4. User manual

### Attentions

1. Keep the product away from water and other liquid.
2. Using environment temperature is 0-45 °C
3. Please do not seriously strike, disassemble, repair or reconstruct the device by yourself.
4. Please do not touch chemical drugs such as benzene and diluents.

#### FCC Warning

This device complies with part 18 of the FCC Rules. Operation is subject to the following two conditions:

(1) This device may not cause harmful interference, and (2) this device must accept any interference received, including interference that may cause undesired operation.

NOTE: Any changes or modifications to this unit not expressly approved by the party responsible for compliance could void the user's authority to operate the equipment.



MOXIE CORPORATION

Address: 10F.-1, No. 34, Sec. 1, Fuxing S. Rd.,  
Zhongshan Dist., Taipei City 104, Taiwan (R.O.C.)  
Customer Service Hotline: +886-02-2773-9005  
Website: <https://moxiecorp.com/>