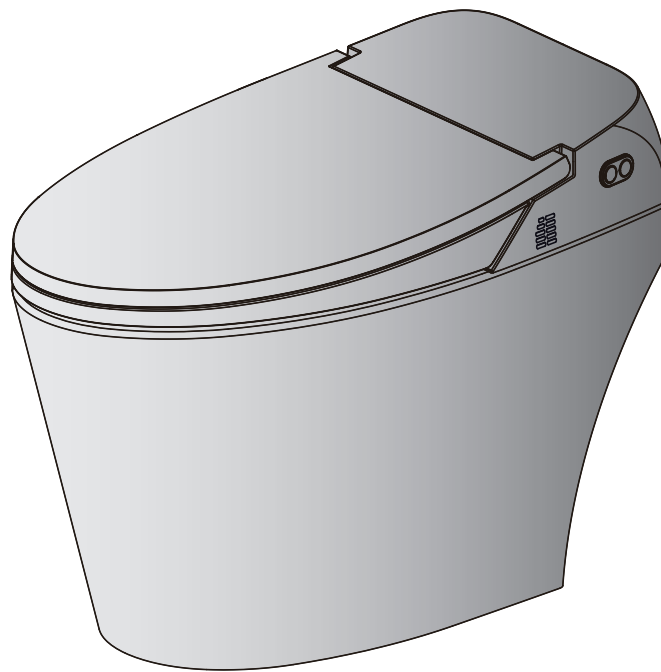


I C E R A

St. Thomas
BY I C E R A

S-20.C01



Read all operating instructions before installation and use.

Please save this operating instruction manual and place in an easily accessible location.

External appearance and specifications are subject to change for improvement of product without notice.

Important Safeguards

READ ALL INSTRUCTIONS BEFORE USING.

DANGER

(To reduce the risk of electrocution.)

- Do not use while bathing.
- Do not place or store product where it can fall or be pulled into a tub or sink.
- Do not place in or drop into water or other liquid.
- Do not reach for a product that has fallen into water. Unplug immediately.

WARNING

(To reduce the risk of burns, electrocution, fire or injury to persons.)

- If the supply cord is damaged, it must be replaced by the manufacturer, its service agent or similarly qualified persons in order to avoid a hazard.
- Connect this product to a properly grounded outlet only. (Note: Power outlet must be grounded.)
- Unplug the appliance during cleaning.
- Do not touch the power plug with wet hands.
- Properly connect the power cord to the electrical outlet corresponding to the rated voltage of the unit.
- Keep the cord away from heated surfaces.
- Do not use damaged or loose power cord.
- Before removing the unit from the toilet bowl, disconnect the power plug first.
- Do not connect other electrical appliances to the same power socket connected to the unit.
- Children should be supervised to ensure that they do not play with the appliance.
- This appliance is not intended for use by persons (including children) with reduced physical, sensory or mental capabilities, or lack of experience and knowledge, unless they have been given supervision or instruction concerning use of the appliance by a person responsible for their safety.

Important Safeguards

WARNING

(To reduce the risk of burns, electrocution, fire or injury to persons.)

- Use this product only for its intended use as described in this manual.
- Do not use any attachments unless recommended by the manufacturer.
- Never operate this product if it has a damaged cord or plug, if it is not working properly, if it has been dropped or damaged, or dropped into water.
- Return the product to a service center for examination and repair.
- Never block the air openings of the product or place it on a soft surface, such as a bed or couch, where the air openings may be blocked. Keep the air openings free of lint, hair, and the like.
- Any other servicing should be performed by an authorized service representative.
- Close supervision is necessary when this product is used by, on, or near children or invalids.
- Do not dismantle, repair, or alter the unit.
- Never use while sleeping or drowsy.
- Never drop or insert any object into any opening or hose.
- Do not use outdoors. or operate where aerosol(spray) products are being used or where oxygen is being administered.
- Do not pour or spray water on to the unit.
- Do not use steam cleaner.
- Keep the unit away from fires or inflammable substance.
- Do not connect to the industrial water supplies.
- Caution against low temperature burns.
- New hose-sets supplied with the appliance are to be used and that old hose-sets should not be reused.
- Ingress of water protection : IPX4
- Do not put any lighted cigarette or burning material in the toilet.

CAUTION

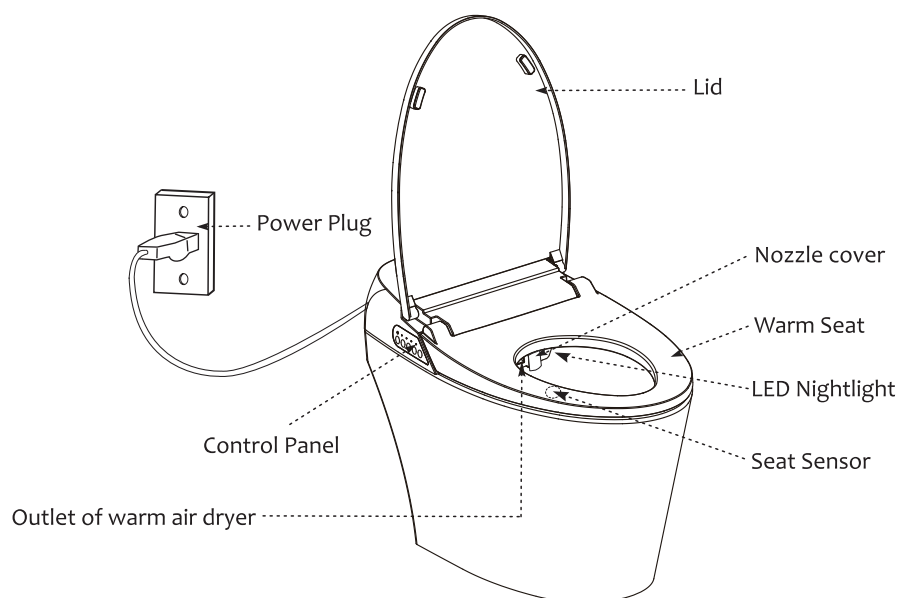
(To reduce the risk of injury to persons or damage to the product or the property.)

- Do not place heavy objects or step on the unit.
It may cause product damage or injury.
- When cleaning the unit, do not use any chemicals. Clean the unit with moist, well-wrung soft cloth. For excessive stains, use soft cloth moistened with mild dish-wash detergent and wipe out with dry cloth.
It may cause product damage.
- Do not slam down the lid.
It may cause product defect.
- Do not lean on the lid.
It may cause product defect.
- Do not twist or pull the connection hoses.
It may affect water supply or cause water leakage.
- Do not cover up the warm air outlet or insert hands or other objects.
It may cause burn or electric shock.
- Do not operate the unit during product malfunction.
Disconnect the power plug and call the authorized service center.
It may cause fire or electric shock if the unit is operated while it is out of order.

Parts Identification

Main unit

< Left side >



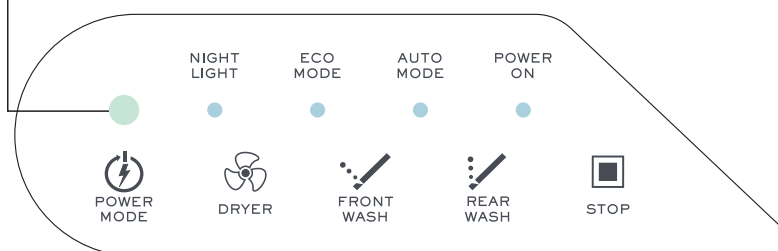
< Right side >



Parts Identification

Control Panel

Light sensor




Remote control

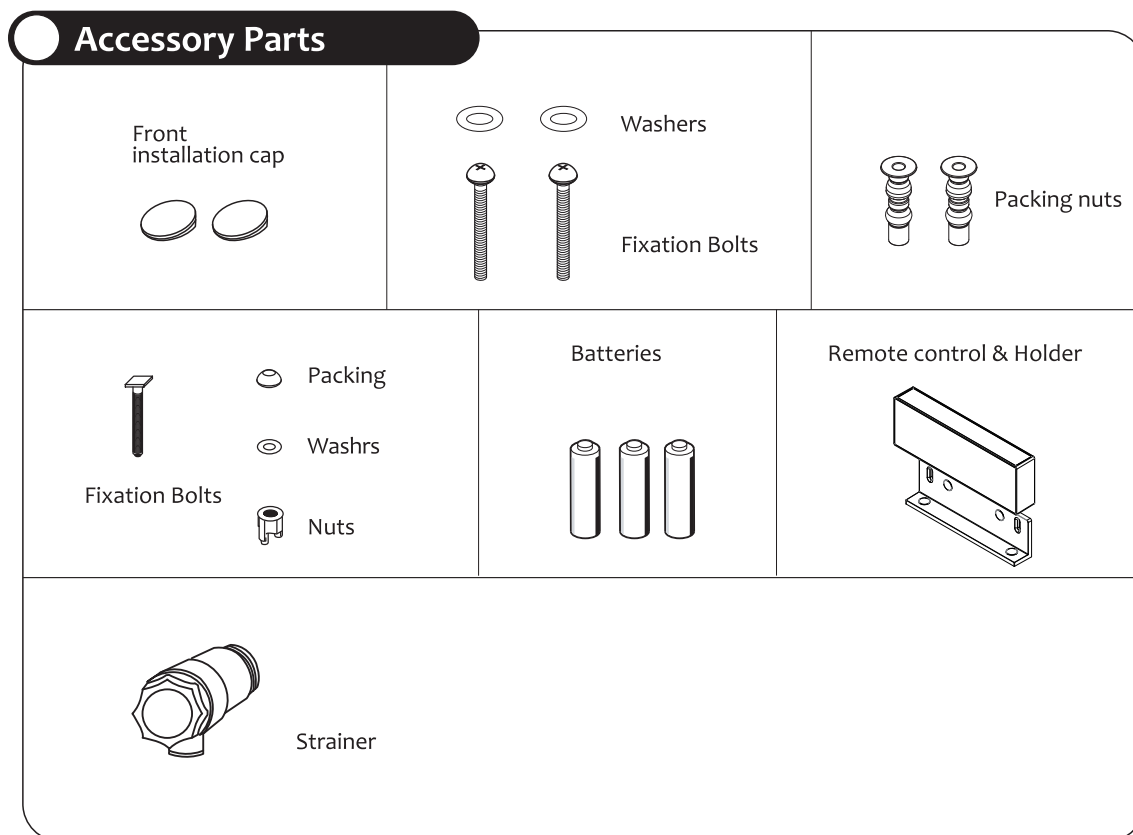
<Top>



<Front>



Parts Identification



※ Some of parts shown above are assembled in the product.

※ Illustrations of parts described above can be different with actual unit.