



深圳市英佳创电子科技有限公司

Shenzhen Yingjiachuang Electronic Technology Co., LTD

Product antenna commissioning report

Time: February 27, 2023

Proposed system: Huang Zhiwei

Audit: Fang Wenfeng

Approval: Xiao Han

Shenzhen company address: building A.C, guangming valley, hongyu guangming valley, no. 11, jiangyou magang, shiwei community, matantian office, guangming district, shenzhen

Hangzhou company address: 212, Building B, Dahua Jianghong International Innovation Park, No. 369, Internet of Things Street, Binjiang District, Hangzhou

Telephone: 0755-27810060

Fax : 0755-27810057

Company website: <http://www.szsyjc.com>

E-mail: [yjc@szsyjc.com](mailto:yjc@szsyjc.com)

## —. Project Overview

CustomerName	Project Name	Antenna implementation method
802	SRC-2010	Onboard antenna
Working frequency band (MHz)		
2.4G	2400-2500 MHz	

## Directory:

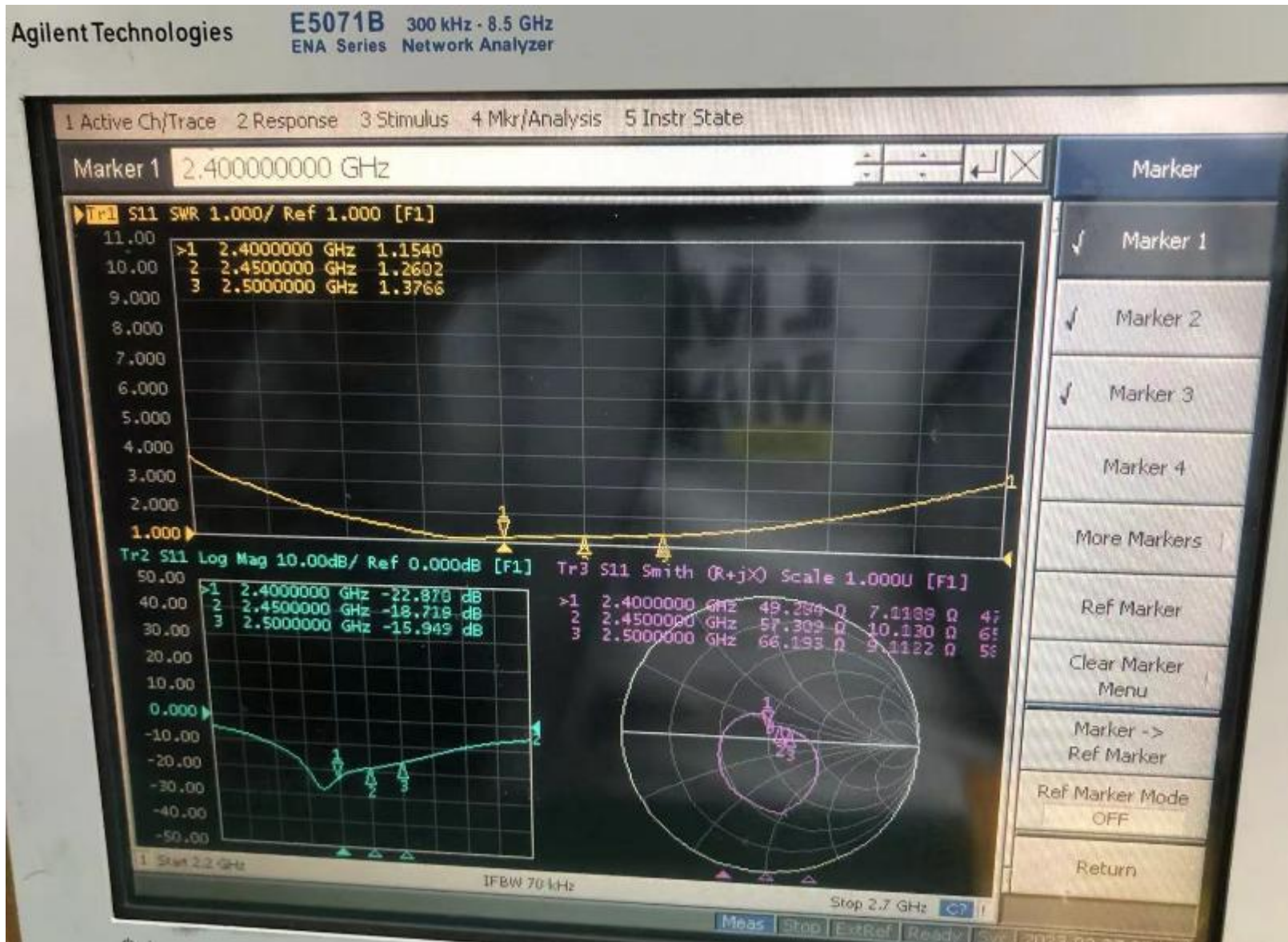
4. Original antenna location diagram
5. Standing wave diagram of the original antenna
6. Passive test data of the original antenna
7. 2D3D image of original antenna test
8. New antenna change chart
9. Standing wave diagram of the new antenna
10. New antenna passive test data
11. New antenna test 2D3D diagram

## New antenna change chart

The R62 position string a  
2.2nH inductor  
The original C42 position  
match is removed



# Standing wave diagram of the new antenna

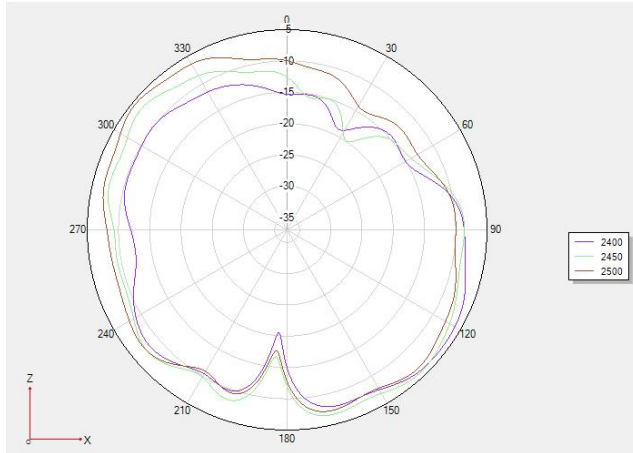


## New antenna passive test data

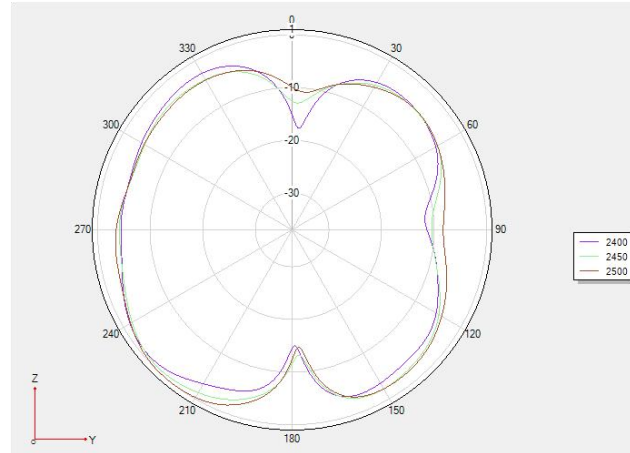
Frequency	Efficiency (%)	Gain. (dBi)
2400MHz	<b>20.7</b>	<b>0.09</b>
2410MHz	<b>22.14</b>	<b>0.11</b>
2420MHz	<b>23.56</b>	<b>0.15</b>
2430MHz	<b>23.84</b>	<b>0.11</b>
2440MHz	<b>23.28</b>	<b>0.19</b>
2450MHz	<b>25.65</b>	<b>0.11</b>
2460MHz	<b>24.98</b>	<b>0.12</b>
2470MHz	<b>26.5</b>	<b>0.17</b>
2480MHz	<b>25.34</b>	<b>0.18</b>
2490MHz	<b>27.55</b>	<b>0.21</b>
2500MHz	<b>26.88</b>	<b>0.17</b>

# New antenna test 2D3D diagram

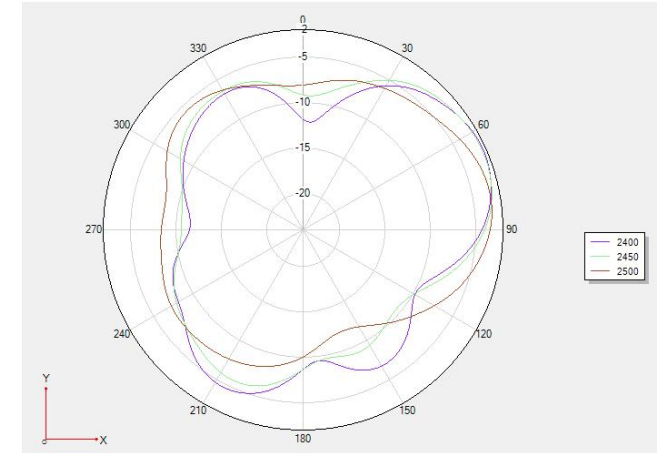
## Phi 0 2Dfigure



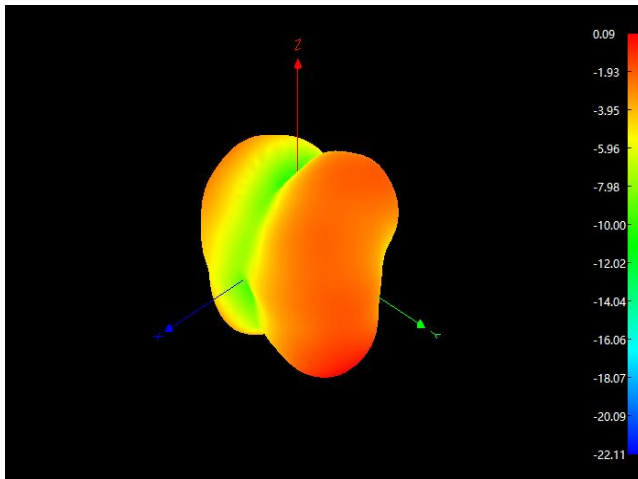
## Phi 90 2Dfigure



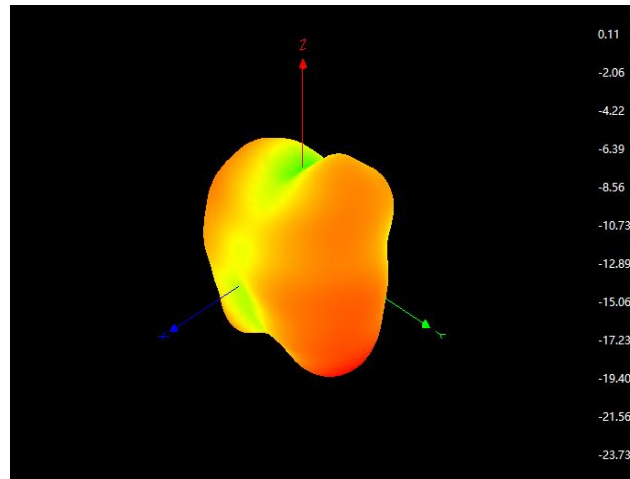
## Theta 90 2Dfigure



## 2400



## 2450



## 2500

