

Band 1 – 802.11ac(HT20)								
Test channel: Lowest channel								
Detector: Peak Value								
Frequency (MHz)	Read Level (dBuV/m)	Antenna Factor (dB)	Cable Loss (dB)	Preamp Factor (dB)	Level (dBuV/m)	Limit Line (dBuV/m)	Over Limit (dB)	Polarization
5150.00	49.67	31.77	7.05	41.93	46.56	68.20	-21.64	Horizontal
5150.00	49.08	31.77	7.05	41.93	45.97	68.20	-22.23	Vertical
Detector: Average Value								
Frequency (MHz)	Read Level (dBuV/m)	Antenna Factor (dB)	Cable Loss (dB)	Preamp Factor (dB)	Level (dBuV/m)	Limit Line (dBuV/m)	Over Limit (dB)	Polarization
5150.00	40.37	31.77	7.05	41.93	37.26	54.00	-16.74	Horizontal
5150.00	40.23	31.77	7.05	41.93	37.12	54.00	-16.88	Vertical
Test channel: Highest channel								
Detector: Peak Value								
Frequency (MHz)	Read Level (dBuV/m)	Antenna Factor (dB)	Cable Loss (dB)	Preamp Factor (dB)	Level (dBuV/m)	Limit Line (dBuV/m)	Over Limit (dB)	Polarization
5350.00	49.71	35.37	7.11	41.89	50.30	68.20	-17.90	Horizontal
5350.00	49.37	35.37	7.11	41.89	49.96	68.20	-18.24	Vertical
Detector: Average Value								
Frequency (MHz)	Read Level (dBuV/m)	Antenna Factor (dB)	Cable Loss (dB)	Preamp Factor (dB)	Level (dBuV/m)	Limit Line (dBuV/m)	Over Limit (dB)	Polarization
5350.00	40.26	35.37	7.11	41.89	40.85	54.00	-13.15	Horizontal
5350.00	40.09	35.37	7.11	41.89	40.68	54.00	-13.32	Vertical
<i>Remark:</i>								
1. <i>Final Level = Receiver Read level + Antenna Factor + Cable Loss – Preamp Factor.</i>								
2. <i>The emission levels of other frequencies are very lower than the limit and not show in test report.</i>								

Band 1 – 802.11ac(HT40)								
Test channel: Lowest channel								
Detector: Peak Value								
Frequency (MHz)	Read Level (dBuV/m)	Antenna Factor (dB)	Cable Loss (dB)	Preamp Factor (dB)	Level (dBuV/m)	Limit Line (dBuV/m)	Over Limit (dB)	Polarization
5150.00	49.58	31.77	7.05	41.93	46.47	68.20	-21.73	Horizontal
5150.00	49.32	31.77	7.05	41.93	46.21	68.20	-21.99	Vertical
Detector: Average Value								
Frequency (MHz)	Read Level (dBuV/m)	Antenna Factor (dB)	Cable Loss (dB)	Preamp Factor (dB)	Level (dBuV/m)	Limit Line (dBuV/m)	Over Limit (dB)	Polarization
5150.00	40.29	31.77	7.05	41.93	37.18	54.00	-16.82	Horizontal
5150.00	40.31	31.77	7.05	41.93	37.20	54.00	-16.80	Vertical
Test channel: Highest channel								
Detector: Peak Value								
Frequency (MHz)	Read Level (dBuV/m)	Antenna Factor (dB)	Cable Loss (dB)	Preamp Factor (dB)	Level (dBuV/m)	Limit Line (dBuV/m)	Over Limit (dB)	Polarization
5350.00	49.28	32.24	35.37	7.11	41.89	68.20	-26.31	Horizontal
5350.00	49.16	32.24	35.37	7.11	41.89	68.20	-26.31	Vertical
Detector: Average Value								
Frequency (MHz)	Read Level (dBuV/m)	Antenna Factor (dB)	Cable Loss (dB)	Preamp Factor (dB)	Level (dBuV/m)	Limit Line (dBuV/m)	Over Limit (dB)	Polarization
5350.00	40.07	32.24	7.11	41.89	37.53	54.00	-16.47	Horizontal
5350.00	40.18	32.24	7.11	41.89	37.64	54.00	-16.36	Vertical
Remark: 1. <i>Final Level = Receiver Read level + Antenna Factor + Cable Loss – Preamplifier Factor.</i> 2. <i>The emission levels of other frequencies are very lower than the limit and not show in test report.</i>								

Band 1 – 802.11ac(HT80)								
Test channel: Lowest channel								
Detector: Peak Value								
Frequency (MHz)	Read Level (dBuV/m)	Antenna Factor (dB)	Cable Loss (dB)	Preamp Factor (dB)	Level (dBuV/m)	Limit Line (dBuV/m)	Over Limit (dB)	Polarization
5150.00	49.76	31.77	7.05	41.93	46.65	68.20	-21.55	Horizontal
5150.00	49.35	31.77	7.05	41.93	46.24	68.20	-21.96	Vertical
Detector: Average Value								
Frequency (MHz)	Read Level (dBuV/m)	Antenna Factor (dB)	Cable Loss (dB)	Preamp Factor (dB)	Level (dBuV/m)	Limit Line (dBuV/m)	Over Limit (dB)	Polarization
5150.00	40.56	31.77	7.05	41.93	37.45	54.00	-16.55	Horizontal
5150.00	40.32	31.77	7.05	41.93	37.21	54.00	-16.79	Vertical
Test channel: Highest channel								
Detector: Peak Value								
Frequency (MHz)	Read Level (dBuV/m)	Antenna Factor (dB)	Cable Loss (dB)	Preamp Factor (dB)	Level (dBuV/m)	Limit Line (dBuV/m)	Over Limit (dB)	Polarization
5350.00	48.97	32.24	7.11	41.89	46.43	68.20	-21.77	Horizontal
5350.00	48.59	32.24	7.11	41.89	46.05	68.20	-22.15	Vertical
Detector: Average Value								
Frequency (MHz)	Read Level (dBuV/m)	Antenna Factor (dB)	Cable Loss (dB)	Preamp Factor (dB)	Level (dBuV/m)	Limit Line (dBuV/m)	Over Limit (dB)	Polarization
5350.00	39.25	32.24	7.11	41.89	36.71	54.00	-17.29	Horizontal
5350.00	39.46	32.24	7.11	41.89	36.92	54.00	-17.08	Vertical
<i>Remark:</i>								
1. <i>Final Level = Receiver Read level + Antenna Factor + Cable Loss – Preamplifier Factor.</i>								
2. <i>The emission levels of other frequencies are very lower than the limit and not show in test report.</i>								

Band 2:

Band 2 – 802.11a								
Test channel: Lowest channel								
Detector: Peak Value								
Frequency (MHz)	Read Level (dBuV/m)	Antenna Factor (dB)	Cable Loss (dB)	Preamp Factor (dB)	Level (dBuV/m)	Limit Line (dBuV/m)	Over Limit (dB)	Polarization
5250.00	45.92	36.28	7.08	41.91	47.37	68.20	-20.83	Horizontal
5250.00	45.28	36.28	7.08	41.91	46.73	68.20	-21.47	Vertical
Detector: Average Value								
Frequency (MHz)	Read Level (dBuV/m)	Antenna Factor (dB)	Cable Loss (dB)	Preamp Factor (dB)	Level (dBuV/m)	Limit Line (dBuV/m)	Over Limit (dB)	Polarization
5250.00	36.28	36.28	7.08	41.91	37.73	54.00	-16.27	Horizontal
5250.00	37.24	36.28	7.08	41.91	38.69	54.00	-15.31	Vertical
Test channel: Highest channel								
Detector: Peak Value								
Frequency (MHz)	Read Level (dBuV/m)	Antenna Factor (dB)	Cable Loss (dB)	Preamp Factor (dB)	Level (dBuV/m)	Limit Line (dBuV/m)	Over Limit (dB)	Polarization
5350.00	48.24	35.37	7.11	41.89	48.83	68.20	-19.37	Horizontal
5350.00	46.92	35.37	7.11	41.89	47.51	68.20	-20.69	Vertical
Detector: Average Value								
Frequency (MHz)	Read Level (dBuV/m)	Antenna Factor (dB)	Cable Loss (dB)	Preamp Factor (dB)	Level (dBuV/m)	Limit Line (dBuV/m)	Over Limit (dB)	Polarization
5350.00	35.92	35.37	7.11	41.89	36.51	54.00	-17.49	Horizontal
5350.00	36.17	35.37	7.11	41.89	36.76	54.00	-17.24	Vertical
<i>Remark:</i>								
1. <i>Final Level = Receiver Read level + Antenna Factor + Cable Loss – Preamplifier Factor.</i>								
2. <i>The emission levels of other frequencies are very lower than the limit and not show in test report.</i>								

Band 2 – 802.11n(HT20)								
Test channel: Lowest channel								
Detector: Peak Value								
Frequency (MHz)	Read Level (dBuV/m)	Antenna Factor (dB)	Cable Loss (dB)	Preamp Factor (dB)	Level (dBuV/m)	Limit Line (dBuV/m)	Over Limit (dB)	Polarization
5250.00	45.95	36.28	7.08	41.91	47.40	68.20	-20.80	Horizontal
5250.00	47.52	36.28	7.08	41.91	48.97	68.20	-19.23	Vertical
Detector: Average Value								
Frequency (MHz)	Read Level (dBuV/m)	Antenna Factor (dB)	Cable Loss (dB)	Preamp Factor (dB)	Level (dBuV/m)	Limit Line (dBuV/m)	Over Limit (dB)	Polarization
5250.00	36.54	36.28	7.08	41.91	37.99	54.00	-16.01	Horizontal
5250.00	36.15	36.28	7.08	41.91	37.60	54.00	-16.40	Vertical
Test channel: Highest channel								
Detector: Peak Value								
Frequency (MHz)	Read Level (dBuV/m)	Antenna Factor (dB)	Cable Loss (dB)	Preamp Factor (dB)	Level (dBuV/m)	Limit Line (dBuV/m)	Over Limit (dB)	Polarization
5350.00	46.25	35.37	7.11	41.89	46.84	68.20	-21.36	Horizontal
5350.00	46.71	35.37	7.11	41.89	47.30	68.20	-20.90	Vertical
Detector: Average Value								
Frequency (MHz)	Read Level (dBuV/m)	Antenna Factor (dB)	Cable Loss (dB)	Preamp Factor (dB)	Level (dBuV/m)	Limit Line (dBuV/m)	Over Limit (dB)	Polarization
5350.00	36.61	35.37	7.11	41.89	37.20	54.00	-16.80	Horizontal
5350.00	35.84	35.37	7.11	41.89	36.43	54.00	-17.57	Vertical
Remark:								
1. <i>Final Level = Receiver Read level + Antenna Factor + Cable Loss – Preamplifier Factor.</i>								
2. <i>The emission levels of other frequencies are very lower than the limit and not show in test report.</i>								

Band 2 – 802.11n(HT40)								
Test channel: Lowest channel								
Detector: Peak Value								
Frequency (MHz)	Read Level (dBuV/m)	Antenna Factor (dB)	Cable Loss (dB)	Preamp Factor (dB)	Level (dBuV/m)	Limit Line (dBuV/m)	Over Limit (dB)	Polarization
5250.00	45.16	36.28	7.08	41.91	46.61	68.20	-21.59	Horizontal
5250.00	46.23	36.28	7.08	41.91	47.68	68.20	-20.52	Vertical
Detector: Average Value								
Frequency (MHz)	Read Level (dBuV/m)	Antenna Factor (dB)	Cable Loss (dB)	Preamp Factor (dB)	Level (dBuV/m)	Limit Line (dBuV/m)	Over Limit (dB)	Polarization
5250.00	36.24	36.28	7.08	41.91	37.69	54.00	-16.31	Horizontal
5250.00	36.15	36.28	7.08	41.91	37.60	54.00	-16.40	Vertical
Test channel: Highest channel								
Detector: Peak Value								
Frequency (MHz)	Read Level (dBuV/m)	Antenna Factor (dB)	Cable Loss (dB)	Preamp Factor (dB)	Level (dBuV/m)	Limit Line (dBuV/m)	Over Limit (dB)	Polarization
5350.00	45.85	35.37	7.11	41.89	46.44	68.20	-21.76	Horizontal
5350.00	46.71	35.37	7.11	41.89	47.30	68.20	-20.90	Vertical
Detector: Average Value								
Frequency (MHz)	Read Level (dBuV/m)	Antenna Factor (dB)	Cable Loss (dB)	Preamp Factor (dB)	Level (dBuV/m)	Limit Line (dBuV/m)	Over Limit (dB)	Polarization
5350.00	36.51	35.37	7.11	41.89	37.10	54.00	-16.90	Horizontal
5350.00	36.73	35.37	7.11	41.89	37.32	54.00	-16.68	Vertical
Remark:								
1. <i>Final Level = Receiver Read level + Antenna Factor + Cable Loss – Preamplifier Factor.</i>								
2. <i>The emission levels of other frequencies are very lower than the limit and not show in test report.</i>								

Band 2 – 802.11ac(HT20)								
Test channel: Lowest channel								
Detector: Peak Value								
Frequency (MHz)	Read Level (dBuV/m)	Antenna Factor (dB)	Cable Loss (dB)	Preamp Factor (dB)	Level (dBuV/m)	Limit Line (dBuV/m)	Over Limit (dB)	Polarization
5250.00	46.15	36.28	7.08	41.91	47.60	68.20	-20.60	Horizontal
5250.00	46.85	36.28	7.08	41.91	48.30	68.20	-19.90	Vertical
Detector: Average Value								
Frequency (MHz)	Read Level (dBuV/m)	Antenna Factor (dB)	Cable Loss (dB)	Preamp Factor (dB)	Level (dBuV/m)	Limit Line (dBuV/m)	Over Limit (dB)	Polarization
5250.00	36.24	36.28	7.08	41.91	37.69	54.00	-16.31	Horizontal
5250.00	35.82	36.28	7.08	41.91	37.27	54.00	-16.73	Vertical
Test channel: Highest channel								
Detector: Peak Value								
Frequency (MHz)	Read Level (dBuV/m)	Antenna Factor (dB)	Cable Loss (dB)	Preamp Factor (dB)	Level (dBuV/m)	Limit Line (dBuV/m)	Over Limit (dB)	Polarization
5350.00	45.29	35.37	7.11	41.89	45.88	68.20	-22.32	Horizontal
5350.00	46.53	35.37	7.11	41.89	47.12	68.20	-21.08	Vertical
Detector: Average Value								
Frequency (MHz)	Read Level (dBuV/m)	Antenna Factor (dB)	Cable Loss (dB)	Preamp Factor (dB)	Level (dBuV/m)	Limit Line (dBuV/m)	Over Limit (dB)	Polarization
5350.00	35.84	35.37	7.11	41.89	36.43	54.00	-17.57	Horizontal
5350.00	36.27	35.37	7.11	41.89	36.86	54.00	-17.14	Vertical
Remark:								
1. <i>Final Level = Receiver Read level + Antenna Factor + Cable Loss – Preamplifier Factor.</i>								
2. <i>The emission levels of other frequencies are very lower than the limit and not show in test report.</i>								

Band 2 – 802.11ac(HT40)								
Test channel: Lowest channel								
Detector: Peak Value								
Frequency (MHz)	Read Level (dBuV/m)	Antenna Factor (dB)	Cable Loss (dB)	Preamp Factor (dB)	Level (dBuV/m)	Limit Line (dBuV/m)	Over Limit (dB)	Polarization
5250.00	46.72	36.28	7.08	41.91	48.17	68.20	-20.03	Horizontal
5250.00	46.18	36.28	7.08	41.91	47.63	68.20	-20.57	Vertical
Detector: Average Value								
Frequency (MHz)	Read Level (dBuV/m)	Antenna Factor (dB)	Cable Loss (dB)	Preamp Factor (dB)	Level (dBuV/m)	Limit Line (dBuV/m)	Over Limit (dB)	Polarization
5250.00	36.24	36.28	7.08	41.91	37.69	54.00	-16.31	Horizontal
5250.00	36.15	36.28	7.08	41.91	37.60	54.00	-16.40	Vertical
Test channel: Highest channel								
Detector: Peak Value								
Frequency (MHz)	Read Level (dBuV/m)	Antenna Factor (dB)	Cable Loss (dB)	Preamp Factor (dB)	Level (dBuV/m)	Limit Line (dBuV/m)	Over Limit (dB)	Polarization
5350.00	46.78	35.37	7.11	41.89	47.37	68.20	-20.83	Horizontal
5350.00	46.38	35.37	7.11	41.89	46.97	68.20	-21.23	Vertical
Detector: Average Value								
Frequency (MHz)	Read Level (dBuV/m)	Antenna Factor (dB)	Cable Loss (dB)	Preamp Factor (dB)	Level (dBuV/m)	Limit Line (dBuV/m)	Over Limit (dB)	Polarization
5350.00	36.79	35.37	7.11	41.89	37.38	54.00	-16.62	Horizontal
5350.00	36.25	35.37	7.11	41.89	36.84	54.00	-17.16	Vertical
Remark:								
1. <i>Final Level = Receiver Read level + Antenna Factor + Cable Loss – Preamplifier Factor.</i>								
2. <i>The emission levels of other frequencies are very lower than the limit and not show in test report.</i>								

Band 2 – 802.11ac(HT80)								
Test channel: Lowest channel								
Detector: Peak Value								
Frequency (MHz)	Read Level (dBuV/m)	Antenna Factor (dB)	Cable Loss (dB)	Preamp Factor (dB)	Level (dBuV/m)	Limit Line (dBuV/m)	Over Limit (dB)	Polarization
5250.00	46.85	36.28	7.08	41.91	48.30	68.20	-19.90	Horizontal
5250.00	46.25	36.28	7.08	41.91	47.70	68.20	-20.50	Vertical
Detector: Average Value								
Frequency (MHz)	Read Level (dBuV/m)	Antenna Factor (dB)	Cable Loss (dB)	Preamp Factor (dB)	Level (dBuV/m)	Limit Line (dBuV/m)	Over Limit (dB)	Polarization
5250.00	35.41	36.28	7.08	41.91	36.86	54.00	-17.14	Horizontal
5250.00	35.83	36.28	7.08	41.91	37.28	54.00	-16.73	Vertical
Test channel: Highest channel								
Detector: Peak Value								
Frequency (MHz)	Read Level (dBuV/m)	Antenna Factor (dB)	Cable Loss (dB)	Preamp Factor (dB)	Level (dBuV/m)	Limit Line (dBuV/m)	Over Limit (dB)	Polarization
5350.00	45.92	35.37	7.11	41.89	46.51	68.20	-21.69	Horizontal
5350.00	46.37	35.37	7.11	41.89	46.96	68.20	-21.24	Vertical
Detector: Average Value								
Frequency (MHz)	Read Level (dBuV/m)	Antenna Factor (dB)	Cable Loss (dB)	Preamp Factor (dB)	Level (dBuV/m)	Limit Line (dBuV/m)	Over Limit (dB)	Polarization
5350.00	36.25	35.37	7.11	41.89	36.84	54.00	-17.16	Horizontal
5350.00	36.17	35.37	7.11	41.89	36.76	54.00	-17.24	Vertical
Remark:								
1. <i>Final Level = Receiver Read level + Antenna Factor + Cable Loss – Preamplifier Factor.</i>								
2. <i>The emission levels of other frequencies are very lower than the limit and not show in test report.</i>								

Band 3:

Band 3 – 802.11a								
Test channel: Lowest channel								
Detector: Peak Value								
Frequency (MHz)	Read Level (dBuV/m)	Antenna Factor (dB)	Cable Loss (dB)	Preamp Factor (dB)	Level (dBuV/m)	Limit Line (dBuV/m)	Over Limit (dB)	Polarization
5470.00	49.24	32.42	7.19	41.87	46.98	68.20	-21.22	Horizontal
5470.00	48.96	32.42	7.19	41.87	46.70	68.20	-21.50	Vertical
Detector: Average Value								
Frequency (MHz)	Read Level (dBuV/m)	Antenna Factor (dB)	Cable Loss (dB)	Preamp Factor (dB)	Level (dBuV/m)	Limit Line (dBuV/m)	Over Limit (dB)	Polarization
5470.00	40.46	32.42	7.19	41.87	38.20	54.00	-15.80	Horizontal
5470.00	40.38	32.42	7.19	41.87	38.12	54.00	-15.88	Vertical
Test channel: Highest channel								
Detector: Peak Value								
Frequency (MHz)	Read Level (dBuV/m)	Antenna Factor (dB)	Cable Loss (dB)	Preamp Factor (dB)	Level (dBuV/m)	Limit Line (dBuV/m)	Over Limit (dB)	Polarization
5725.00	48.97	32.65	7.61	41.90	47.33	68.20	-20.87	Horizontal
5725.00	48.76	32.65	7.61	41.90	47.12	68.20	-21.08	Vertical
Detector: Average Value								
Frequency (MHz)	Read Level (dBuV/m)	Antenna Factor (dB)	Cable Loss (dB)	Preamp Factor (dB)	Level (dBuV/m)	Limit Line (dBuV/m)	Over Limit (dB)	Polarization
5725.00	38.64	32.65	7.61	41.90	37.00	54.00	-17.00	Horizontal
5725.00	38.49	32.65	7.61	41.90	36.85	54.00	-17.15	Vertical
Remark:								
1. Final Level = Receiver Read level + Antenna Factor + Cable Loss – Preamplifier Factor.								
2. The emission levels of other frequencies are very lower than the limit and not show in test report.								

Band 3 – 802.11n(HT20)								
Test channel: Lowest channel								
Detector: Peak Value								
Frequency (MHz)	Read Level (dBuV/m)	Antenna Factor (dB)	Cable Loss (dB)	Preamp Factor (dB)	Level (dBuV/m)	Limit Line (dBuV/m)	Over Limit (dB)	Polarization
5470.00	49.32	32.42	7.19	41.87	47.06	68.20	-21.14	Horizontal
5470.00	48.76	32.42	7.19	41.87	46.50	68.20	-21.70	Vertical
Detector: Average Value								
Frequency (MHz)	Read Level (dBuV/m)	Antenna Factor (dB)	Cable Loss (dB)	Preamp Factor (dB)	Level (dBuV/m)	Limit Line (dBuV/m)	Over Limit (dB)	Polarization
5470.00	40.23	32.42	7.19	41.87	37.97	54.00	-16.03	Horizontal
5470.00	39.78	32.42	7.19	41.87	37.52	54.00	-16.48	Vertical
Test channel: Highest channel								
Detector: Peak Value								
Frequency (MHz)	Read Level (dBuV/m)	Antenna Factor (dB)	Cable Loss (dB)	Preamp Factor (dB)	Level (dBuV/m)	Limit Line (dBuV/m)	Over Limit (dB)	Polarization
5725.00	49.06	32.65	7.61	41.90	47.42	68.20	-20.78	Horizontal
5725.00	48.97	32.65	7.61	41.90	47.33	68.20	-20.87	Vertical
Detector: Average Value								
Frequency (MHz)	Read Level (dBuV/m)	Antenna Factor (dB)	Cable Loss (dB)	Preamp Factor (dB)	Level (dBuV/m)	Limit Line (dBuV/m)	Over Limit (dB)	Polarization
5725.00	38.72	32.65	7.61	41.90	37.08	54.00	-16.92	Horizontal
5725.00	38.49	32.65	7.61	41.90	36.85	54.00	-17.15	Vertical
Remark: 1. <i>Final Level = Receiver Read level + Antenna Factor + Cable Loss – Preamplifier Factor.</i> 2. <i>The emission levels of other frequencies are very lower than the limit and not show in test report.</i>								

Band 3 – 802.11n(HT40)								
Test channel: Lowest channel								
Detector: Peak Value								
Frequency (MHz)	Read Level (dBuV/m)	Antenna Factor (dB)	Cable Loss (dB)	Preamp Factor (dB)	Level (dBuV/m)	Limit Line (dBuV/m)	Over Limit (dB)	Polarization
5470.00	48.86	32.42	7.19	41.87	46.60	68.20	-21.60	Horizontal
5470.00	48.61	32.42	7.19	41.87	46.35	68.20	-21.85	Vertical
Detector: Average Value								
Frequency (MHz)	Read Level (dBuV/m)	Antenna Factor (dB)	Cable Loss (dB)	Preamp Factor (dB)	Level (dBuV/m)	Limit Line (dBuV/m)	Over Limit (dB)	Polarization
5470.00	39.84	32.42	7.19	41.87	37.58	54.00	-16.42	Horizontal
5470.00	39.37	32.42	7.19	41.87	37.11	54.00	-16.89	Vertical
Test channel: Highest channel								
Detector: Peak Value								
Frequency (MHz)	Read Level (dBuV/m)	Antenna Factor (dB)	Cable Loss (dB)	Preamp Factor (dB)	Level (dBuV/m)	Limit Line (dBuV/m)	Over Limit (dB)	Polarization
5725.00	48.23	32.65	7.61	41.90	41.89	68.20	-26.31	Horizontal
5725.00	48.62	32.65	7.61	41.90	41.89	68.20	-26.31	Vertical
Detector: Average Value								
Frequency (MHz)	Read Level (dBuV/m)	Antenna Factor (dB)	Cable Loss (dB)	Preamp Factor (dB)	Level (dBuV/m)	Limit Line (dBuV/m)	Over Limit (dB)	Polarization
5725.00	38.39	32.65	7.61	41.90	36.75	54.00	-17.25	Horizontal
5725.00	38.34	32.65	7.61	41.90	36.70	54.00	-17.30	Vertical
Remark:								
1. <i>Final Level = Receiver Read level + Antenna Factor + Cable Loss – Preamplifier Factor.</i>								
2. <i>The emission levels of other frequencies are very lower than the limit and not show in test report.</i>								

Band 3 – 802.11ac(HT20)								
Test channel: Lowest channel								
Detector: Peak Value								
Frequency (MHz)	Read Level (dBuV/m)	Antenna Factor (dB)	Cable Loss (dB)	Preamp Factor (dB)	Level (dBuV/m)	Limit Line (dBuV/m)	Over Limit (dB)	Polarization
5470.00	49.12	32.42	7.19	41.87	46.86	68.20	-21.34	Horizontal
5470.00	48.97	32.42	7.19	41.87	46.71	68.20	-21.49	Vertical
Detector: Average Value								
Frequency (MHz)	Read Level (dBuV/m)	Antenna Factor (dB)	Cable Loss (dB)	Preamp Factor (dB)	Level (dBuV/m)	Limit Line (dBuV/m)	Over Limit (dB)	Polarization
5470.00	39.38	32.42	7.19	41.87	37.12	54.00	-16.88	Horizontal
5470.00	38.97	32.42	7.19	41.87	36.71	54.00	-17.29	Vertical
Test channel: Highest channel								
Detector: Peak Value								
Frequency (MHz)	Read Level (dBuV/m)	Antenna Factor (dB)	Cable Loss (dB)	Preamp Factor (dB)	Level (dBuV/m)	Limit Line (dBuV/m)	Over Limit (dB)	Polarization
5725.00	49.25	32.65	7.61	41.90	47.61	68.20	-20.59	Horizontal
5725.00	48.43	32.65	7.61	41.90	46.79	68.20	-21.41	Vertical
Detector: Average Value								
Frequency (MHz)	Read Level (dBuV/m)	Antenna Factor (dB)	Cable Loss (dB)	Preamp Factor (dB)	Level (dBuV/m)	Limit Line (dBuV/m)	Over Limit (dB)	Polarization
5725.00	39.41	32.65	7.61	41.90	37.77	54.00	-16.23	Horizontal
5725.00	38.56	32.65	7.61	41.90	36.92	54.00	-17.08	Vertical
Remark: 1. <i>Final Level = Receiver Read level + Antenna Factor + Cable Loss – Preamplifier Factor.</i> 2. <i>The emission levels of other frequencies are very lower than the limit and not show in test report.</i>								

Band 3 – 802.11ac(HT40)								
Test channel: Lowest channel								
Detector: Peak Value								
Frequency (MHz)	Read Level (dBuV/m)	Antenna Factor (dB)	Cable Loss (dB)	Preamp Factor (dB)	Level (dBuV/m)	Limit Line (dBuV/m)	Over Limit (dB)	Polarization
5470.00	49.24	32.42	7.19	41.87	46.98	68.20	-21.22	Horizontal
5470.00	48.46	32.42	7.19	41.87	46.20	68.20	-22.00	Vertical
Detector: Average								
Frequency (MHz)	Read Level (dBuV/m)	Antenna Factor (dB)	Cable Loss (dB)	Preamp Factor (dB)	Level (dBuV/m)	Limit Line (dBuV/m)	Over Limit (dB)	Polarization
5470.00	39.41	32.42	7.19	41.87	37.15	54.00	-16.85	Horizontal
5470.00	39.56	32.42	7.19	41.87	37.30	54.00	-16.70	Vertical
Test channel: Highest channel								
Detector: Peak Value								
Frequency (MHz)	Read Level (dBuV/m)	Antenna Factor (dB)	Cable Loss (dB)	Preamp Factor (dB)	Level (dBuV/m)	Limit Line (dBuV/m)	Over Limit (dB)	Polarization
5725.00	49.72	32.65	7.61	41.90	41.89	68.20	-26.31	Horizontal
5725.00	48.56	32.65	7.61	41.90	41.89	68.20	-26.31	Vertical
Detector: Average Value								
Frequency (MHz)	Read Level (dBuV/m)	Antenna Factor (dB)	Cable Loss (dB)	Preamp Factor (dB)	Level (dBuV/m)	Limit Line (dBuV/m)	Over Limit (dB)	Polarization
5725.00	38.37	32.65	7.61	41.90	36.73	54.00	-17.27	Horizontal
5725.00	37.98	32.65	7.61	41.90	36.34	54.00	-17.66	Vertical
Remark:								
1. <i>Final Level = Receiver Read level + Antenna Factor + Cable Loss – Pre-amplifier Factor.</i>								
2. <i>The emission levels of other frequencies are very lower than the limit and not show in test report.</i>								

Band 3 – 802.11ac(HT80)								
Test channel: Lowest channel								
Detector: Peak Value								
Frequency (MHz)	Read Level (dBuV/m)	Antenna Factor (dB)	Cable Loss (dB)	Preamp Factor (dB)	Level (dBuV/m)	Limit Line (dBuV/m)	Over Limit (dB)	Polarization
5470.00	48.89	32.42	7.19	41.87	46.63	68.20	-21.57	Horizontal
5470.00	48.67	32.42	7.19	41.87	46.41	68.20	-21.79	Vertical
Detector: Average Value								
Frequency (MHz)	Read Level (dBuV/m)	Antenna Factor (dB)	Cable Loss (dB)	Preamp Factor (dB)	Level (dBuV/m)	Limit Line (dBuV/m)	Over Limit (dB)	Polarization
5470.00	38.76	32.42	7.19	41.87	36.50	54.00	-17.50	Horizontal
5470.00	38.62	32.42	7.19	41.87	36.36	54.00	-17.64	Vertical
Test channel: Highest channel								
Detector: Peak Value								
Frequency (MHz)	Read Level (dBuV/m)	Antenna Factor (dB)	Cable Loss (dB)	Preamp Factor (dB)	Level (dBuV/m)	Limit Line (dBuV/m)	Over Limit (dB)	Polarization
5725.00	49.56	32.65	7.61	41.90	47.92	68.20	-20.28	Horizontal
5725.00	48.67	32.65	7.61	41.90	47.03	68.20	-21.17	Vertical
Detector: Average Value								
Frequency (MHz)	Read Level (dBuV/m)	Antenna Factor (dB)	Cable Loss (dB)	Preamp Factor (dB)	Level (dBuV/m)	Limit Line (dBuV/m)	Over Limit (dB)	Polarization
5725.00	38.62	32.65	7.61	41.90	36.98	54.00	-17.02	Horizontal
5725.00	38.43	32.65	7.61	41.90	36.79	54.00	-17.21	Vertical
<i>Remark:</i>								
1. <i>Final Level = Receiver Read level + Antenna Factor + Cable Loss – Pre-amplifier Factor.</i>								
2. <i>The emission levels of other frequencies are very lower than the limit and not show in test report.</i>								

Band 4:

Band 4 – 802.11a								
Test channel: Lowest channel								
Detector: Peak Value								
Frequency (MHz)	Read Level (dBuV/m)	Antenna Factor (dB)	Cable Loss (dB)	Preamp Factor (dB)	Level (dBuV/m)	Limit Line (dBuV/m)	Over Limit (dB)	Polarization
5650.00	52.36	32.63	7.45	41.85	50.59	68.20	-17.61	Horizontal
5700.00	56.89	32.64	7.60	41.90	55.23	105.20	-49.97	Horizontal
5720.00	78.35	32.65	7.64	41.92	76.72	110.80	-34.08	Horizontal
5725.00	81.59	32.65	7.69	41.94	79.99	122.20	-42.21	Horizontal
5650.00	56.67	32.63	7.45	41.85	54.90	68.20	-13.30	Vertical
5700.00	57.38	32.64	7.60	41.90	55.72	105.20	-49.48	Vertical
5720.00	76.57	32.65	7.64	41.92	74.94	110.80	-35.86	Vertical
5725.00	82.46	32.65	7.69	41.94	80.86	122.20	-41.34	Vertical
Test channel: Highest channel								
Detector: Peak Value								
Frequency (MHz)	Read Level (dBuV/m)	Antenna Factor (dB)	Cable Loss (dB)	Preamp Factor (dB)	Level (dBuV/m)	Limit Line (dBuV/m)	Over Limit (dB)	Polarization
5850.00	69.54	32.67	7.90	41.85	68.26	122.20	-53.94	Horizontal
5855.00	67.38	32.67	7.90	41.90	66.05	110.80	-44.75	Horizontal
5875.00	67.56	32.68	7.91	41.92	66.23	105.20	-38.97	Horizontal
5925.00	54.86	32.69	7.92	41.94	53.53	68.20	-14.67	Horizontal
5850.00	70.36	32.67	7.90	41.85	69.08	122.20	-53.12	Vertical
5855.00	68.46	32.67	7.90	41.90	67.13	110.80	-43.67	Vertical
5875.00	67.38	32.68	7.91	41.92	66.05	105.20	-39.15	Vertical
5925.00	54.94	32.69	7.92	41.94	53.61	68.20	-14.59	Vertical

Remark:

- Final Level = Receiver Read level + Antenna Factor + Cable Loss – Pre-amplifier Factor.*
- The emission levels of other frequencies are very lower than the limit and not show in test report.*

Band 4 – 802.11n(HT20)								
Test channel: Lowest channel								
Detector: Peak Value								
Frequency (MHz)	Read Level (dBuV/m)	Antenna Factor (dB)	Cable Loss (dB)	Preamp Factor (dB)	Level (dBuV/m)	Limit Line (dBuV/m)	Over Limit (dB)	Polarization
5650.00	52.86	32.63	7.45	41.85	51.09	68.20	-17.11	Horizontal
5700.00	56.79	32.64	7.60	41.90	55.13	105.20	-50.07	Horizontal
5720.00	78.87	32.65	7.64	41.92	77.24	110.80	-33.56	Horizontal
5725.00	81.46	32.65	7.69	41.94	79.86	122.20	-42.34	Horizontal
5650.00	56.72	32.63	7.45	41.85	54.95	68.20	-13.25	Vertical
5700.00	57.89	32.64	7.60	41.90	56.23	105.20	-48.97	Vertical
5720.00	78.91	32.65	7.64	41.92	77.28	110.80	-33.52	Vertical
5725.00	82.47	32.65	7.69	41.94	80.87	122.20	-41.33	Vertical
Test channel: Highest channel								
Detector: Peak Value								
Frequency (MHz)	Read Level (dBuV/m)	Antenna Factor (dB)	Cable Loss (dB)	Preamp Factor (dB)	Level (dBuV/m)	Limit Line (dBuV/m)	Over Limit (dB)	Polarization
5850.00	69.83	32.67	7.90	41.85	68.55	122.20	-53.65	Horizontal
5855.00	67.34	32.67	7.90	41.90	66.01	110.80	-44.79	Horizontal
5875.00	67.49	32.68	7.91	41.92	66.16	105.20	-39.04	Horizontal
5925.00	54.95	32.69	7.92	41.94	53.62	68.20	-14.58	Horizontal
5850.00	70.39	32.67	7.90	41.85	69.11	122.20	-53.09	Vertical
5855.00	68.43	32.67	7.90	41.90	67.10	110.80	-43.70	Vertical
5875.00	67.81	32.68	7.91	41.92	66.48	105.20	-38.72	Vertical
5925.00	56.86	32.69	7.92	41.94	55.53	68.20	-12.67	Vertical

Remark:

- Final Level = Receiver Read level + Antenna Factor + Cable Loss – Pre-amplifier Factor.
- The emission levels of other frequencies are very lower than the limit and not show in test report.

Band 4 – 802.11n(HT40)								
Test channel: Lowest channel								
Detector: Peak Value								
Frequency (MHz)	Read Level (dBuV/m)	Antenna Factor (dB)	Cable Loss (dB)	Preamp Factor (dB)	Level (dBuV/m)	Limit Line (dBuV/m)	Over Limit (dB)	Polarization
5650.00	52.47	32.63	7.45	41.85	50.70	68.20	-17.50	Horizontal
5700.00	64.53	32.64	7.60	41.90	62.87	105.20	-42.33	Horizontal
5720.00	70.48	32.65	7.64	41.92	68.85	110.80	-41.95	Horizontal
5725.00	83.64	32.65	7.69	41.94	82.04	122.20	-40.16	Horizontal
5650.00	57.46	32.63	7.45	41.85	55.69	68.20	-12.51	Vertical
5700.00	64.32	32.64	7.60	41.90	62.66	105.20	-42.54	Vertical
5720.00	70.68	32.65	7.64	41.92	69.05	110.80	-41.75	Vertical
5725.00	83.42	32.65	7.69	41.94	81.82	122.20	-40.38	Vertical
Test channel: Highest channel								
Detector: Peak Value								
Frequency (MHz)	Read Level (dBuV/m)	Antenna Factor (dB)	Cable Loss (dB)	Preamp Factor (dB)	Level (dBuV/m)	Limit Line (dBuV/m)	Over Limit (dB)	Polarization
5850.00	84.56	32.67	7.90	41.85	83.28	122.20	-38.92	Horizontal
5855.00	83.37	32.67	7.90	41.90	82.04	110.80	-28.76	Horizontal
5875.00	70.59	32.68	7.91	41.92	69.26	105.20	-35.94	Horizontal
5925.00	53.64	32.69	7.92	41.94	52.31	68.20	-15.89	Horizontal
5850.00	85.42	32.67	7.90	41.85	84.14	122.20	-38.06	Vertical
5855.00	80.46	32.67	7.90	41.90	79.13	110.80	-31.67	Vertical
5875.00	70.56	32.68	7.91	41.92	69.23	105.20	-35.97	Vertical
5925.00	54.56	32.69	7.92	41.94	53.23	68.20	-14.97	Vertical
<p>Remark:</p> <ol style="list-style-type: none"> Final Level = Receiver Read level + Antenna Factor + Cable Loss – Pre-amplifier Factor. The emission levels of other frequencies are very lower than the limit and not show in test report. 								

Band 4 – 802.11ac(HT20)								
Test channel: Lowest channel								
Detector: Peak Value								
Frequency (MHz)	Read Level (dBuV/m)	Antenna Factor (dB)	Cable Loss (dB)	Preamp Factor (dB)	Level (dBuV/m)	Limit Line (dBuV/m)	Over Limit (dB)	Polarization
5650.00	53.24	32.63	7.45	41.85	51.47	68.20	-16.73	Horizontal
5700.00	56.89	32.64	7.60	41.90	55.23	105.20	-49.97	Horizontal
5720.00	78.64	32.65	7.64	41.92	77.01	110.80	-33.79	Horizontal
5725.00	80.97	32.65	7.69	41.94	79.37	122.20	-42.83	Horizontal
5650.00	56.78	32.63	7.45	41.85	55.01	68.20	-13.19	Vertical
5700.00	57.43	32.64	7.60	41.90	55.77	105.20	-49.43	Vertical
5720.00	76.91	32.65	7.64	41.92	75.28	110.80	-35.52	Vertical
5725.00	83.06	32.65	7.69	41.94	81.46	122.20	-40.74	Vertical
Test channel: Highest channel								
Detector: Peak Value								
Frequency (MHz)	Read Level (dBuV/m)	Antenna Factor (dB)	Cable Loss (dB)	Preamp Factor (dB)	Level (dBuV/m)	Limit Line (dBuV/m)	Over Limit (dB)	Polarization
5850.00	88.56	32.67	7.90	41.85	87.28	122.20	-34.92	Horizontal
5855.00	82.47	32.67	7.90	41.90	81.14	110.80	-29.66	Horizontal
5875.00	70.16	32.68	7.91	41.92	68.83	105.20	-36.37	Horizontal
5925.00	53.64	32.69	7.92	41.94	52.31	68.20	-15.89	Horizontal
5850.00	77.07	32.67	7.90	41.85	75.79	122.20	-46.42	Vertical
5855.00	76.25	32.67	7.90	41.90	74.92	110.80	-35.88	Vertical
5875.00	65.16	32.68	7.91	41.92	63.83	105.20	-41.37	Vertical
5925.00	53.81	32.69	7.92	41.94	52.48	68.20	-15.72	Vertical

Remark:

- Final Level = Receiver Read level + Antenna Factor + Cable Loss – Preamplifier Factor.
- The emission levels of other frequencies are very lower than the limit and not show in test report.

Band 4 – 802.11ac(HT40)								
Test channel: Lowest channel								
Detector: Peak Value								
Frequency (MHz)	Read Level (dBuV/m)	Antenna Factor (dB)	Cable Loss (dB)	Preamp Factor (dB)	Level (dBuV/m)	Limit Line (dBuV/m)	Over Limit (dB)	Polarization
5650.00	53.21	32.63	7.45	41.85	51.44	68.20	-16.76	Horizontal
5700.00	65.43	32.64	7.60	41.90	63.77	105.20	-41.43	Horizontal
5720.00	71.81	32.65	7.64	41.92	70.18	110.80	-40.62	Horizontal
5725.00	83.76	32.65	7.69	41.94	82.16	122.20	-40.04	Horizontal
5650.00	58.41	32.63	7.45	41.85	56.64	68.20	-11.56	Vertical
5700.00	64.89	32.64	7.60	41.90	63.23	105.20	-41.97	Vertical
5720.00	70.68	32.65	7.64	41.92	69.05	110.80	-41.75	Vertical
5725.00	83.92	32.65	7.69	41.94	82.32	122.20	-39.88	Vertical
Test channel: Highest channel								
Detector: Peak Value								
Frequency (MHz)	Read Level (dBuV/m)	Antenna Factor (dB)	Cable Loss (dB)	Preamp Factor (dB)	Level (dBuV/m)	Limit Line (dBuV/m)	Over Limit (dB)	Polarization
5850.00	84.58	32.67	7.90	41.85	83.30	122.20	-38.90	Horizontal
5855.00	83.46	32.67	7.90	41.90	82.13	110.80	-28.67	Horizontal
5875.00	70.95	32.68	7.91	41.92	69.62	105.20	-35.58	Horizontal
5925.00	53.48	32.69	7.92	41.94	52.15	68.20	-16.05	Horizontal
5850.00	58.67	32.67	7.90	41.85	57.39	122.20	-64.81	Vertical
5855.00	80.92	32.67	7.90	41.90	79.59	110.80	-31.21	Vertical
5875.00	70.89	32.68	7.91	41.92	69.56	105.20	-35.64	Vertical
5925.00	54.91	32.69	7.92	41.94	53.58	68.20	-14.62	Vertical
<p>Remark:</p> <ol style="list-style-type: none"> Final Level = Receiver Read level + Antenna Factor + Cable Loss – Pre-amplifier Factor. The emission levels of other frequencies are very lower than the limit and not show in test report. 								

Band 4 – 802.11ac(HT80)								
Test channel: Middle channel								
Detector: Peak Value								
Frequency (MHz)	Read Level (dBuV/m)	Antenna Factor (dB)	Cable Loss (dB)	Preamp Factor (dB)	Level (dBuV/m)	Limit Line (dBuV/m)	Over Limit (dB)	Polarization
5650.00	52.34	32.63	7.45	41.85	50.57	68.20	-17.63	Horizontal
5700.00	64.29	32.64	7.60	41.90	62.63	105.20	-42.57	Horizontal
5720.00	70.34	32.65	7.64	41.92	68.71	110.80	-42.09	Horizontal
5725.00	83.83	32.65	7.69	41.94	82.23	122.20	-39.97	Horizontal
5650.00	57.46	32.63	7.45	41.85	55.69	68.20	-12.51	Vertical
5700.00	63.98	32.64	7.60	41.90	62.32	105.20	-42.88	Vertical
5720.00	70.46	32.65	7.64	41.92	68.83	110.80	-41.97	Vertical
5725.00	83.52	32.65	7.69	41.94	81.92	122.20	-40.28	Vertical
Test channel: Middle channel								
Detector: Peak Value								
Frequency (MHz)	Read Level (dBuV/m)	Antenna Factor (dB)	Cable Loss (dB)	Preamp Factor (dB)	Level (dBuV/m)	Limit Line (dBuV/m)	Over Limit (dB)	Polarization
5850.00	86.36	32.67	7.90	41.85	85.08	122.20	-37.12	Horizontal
5855.00	83.46	32.67	7.90	41.90	82.13	110.80	-28.67	Horizontal
5875.00	80.64	32.68	7.91	41.92	79.31	105.20	-25.89	Horizontal
5925.00	58.25	32.69	7.92	41.94	56.92	68.20	-11.28	Horizontal
5850.00	82.98	32.67	7.90	41.85	81.70	122.20	-40.50	Vertical
5855.00	86.59	32.67	7.90	41.90	85.26	110.80	-25.54	Vertical
5875.00	73.32	32.68	7.91	41.92	71.99	105.20	-33.21	Vertical
5925.00	57.46	32.69	7.92	41.94	56.13	68.20	-12.07	Vertical
<p>Remark:</p> <ol style="list-style-type: none"> Final Level = Receiver Read level + Antenna Factor + Cable Loss – Pre-amplifier Factor. The emission levels of other frequencies are very lower than the limit and not show in test report. 								

6.7 Spurious Emission

6.7.1 Restricted Band

Test Requirement:	FCC Part15 E Section 15.407(b)				
Test Frequency Range:	4.5 GHz to 5.15 GHz and 5.35GHz to 5.46GHz				
Test site:	Measurement Distance: 3m				
Receiver setup:	Frequency	Detector	RBW	VBW	Remark
	Above 1GHz	Peak	1MHz	3MHz	Peak Value
		RMS	1MHz	3MHz	Average Value
Limit:	Frequency	Limit (dBuV/m @3m)		Remark	
	Above 1GHz	74.00		Peak Value	
		54.00		Average Value	
Test Procedure:	<ol style="list-style-type: none"> 1. The EUT was placed on the top of a rotating table 1.5 meters above the ground at a 3 meter camber. The table was rotated 360 degrees to determine the position of the highest radiation. 2. The EUT was set 3 meters away from the interference-receiving antenna, which was mounted on the top of a variable-height antenna tower. 3. The antenna height is varied from one meter to four meters above the ground to determine the maximum value of the field strength. Both horizontal and vertical polarizations of the antenna are set to make the measurement. 4. For each suspected emission, the EUT was arranged to its worst case and then the antenna was tuned to heights from 1 meter to 4 meters and the rota table was turned from 0 degrees to 360 degrees to find the maximum reading. 5. The test-receiver system was set to Peak Detect Function and Specified Bandwidth with Maximum Hold Mode. 6. If the emission level of the EUT in peak mode was 10dB lower than the limit specified, then testing could be stopped and the peak values of the EUT would be reported. Otherwise the emissions that did not have 10dB margin would be re-tested one by one using peak, quasi-peak or average method as specified and then reported in a data sheet. 				
Test setup:	<p>The diagram illustrates the test setup within an anechoic chamber. On the left, a turntable is positioned 1.5 meters above the ground reference plane. An Auxiliary Equipment (AE) and the Equipment Under Test (EUT) are placed on the turntable. A distance of 3 meters is maintained between the EUT and the antenna. On the right, a horn antenna is mounted on an antenna tower. The test receiver system, including a test receiver, pre-amplifier, and controller, is connected to the antenna tower. The chamber walls are lined with pyramidal absorbers.</p>				
Test Instruments:	Refer to section 5.10 for details				
Test mode:	Refer to section 5.3 for details				
Test results:	Passed				

Measurement Data (worst case):

Band 1:

Band 1 – 802.11a								
Test channel: Lowest channel								
Detector: Peak Value								
Frequency (MHz)	Read Level (dBuV/m)	Antenna Factor (dB)	Cable Loss (dB)	Preamp Factor (dB)	Level (dBuV/m)	Limit Line (dBuV/m)	Over Limit (dB)	Polarization
4500.00	49.32	30.40	6.80	42.05	44.47	74.00	-29.53	Horizontal
4500.00	48.97	30.40	6.80	42.05	44.12	74.00	-29.88	Vertical
Detector: Average Value								
Frequency (MHz)	Read Level (dBuV/m)	Antenna Factor (dB)	Cable Loss (dB)	Preamp Factor (dB)	Level (dBuV/m)	Limit Line (dBuV/m)	Over Limit (dB)	Polarization
4500.00	39.45	30.40	6.80	42.05	34.60	54.00	-19.40	Horizontal
4500.00	39.64	30.40	6.80	42.05	34.79	54.00	-19.21	Vertical
Test channel: Highest channel								
Detector: Peak Value								
Frequency (MHz)	Read Level (dBuV/m)	Antenna Factor (dB)	Cable Loss (dB)	Preamp Factor (dB)	Level (dBuV/m)	Limit Line (dBuV/m)	Over Limit (dB)	Polarization
5460.00	48.97	32.49	7.18	41.85	46.79	74.00	-27.21	Horizontal
5460.00	48.99	32.49	7.18	41.85	46.81	74.00	-27.19	Vertical
Detector: Average Value								
Frequency (MHz)	Read Level (dBuV/m)	Antenna Factor (dB)	Cable Loss (dB)	Preamp Factor (dB)	Level (dBuV/m)	Limit Line (dBuV/m)	Over Limit (dB)	Polarization
5460.00	38.94	32.49	7.18	41.85	36.76	54.00	-17.24	Horizontal
5460.00	38.56	32.49	7.18	41.85	36.38	54.00	-17.62	Vertical
<i>Remark:</i>								
1. <i>Final Level = Receiver Read level + Antenna Factor + Cable Loss – Preamplifier Factor.</i>								
2. <i>The emission levels of other frequencies are very lower than the limit and not show in test report.</i>								

Band 1 – 802.11n(HT20)								
Test channel: Lowest channel								
Detector: Peak Value								
Frequency (MHz)	Read Level (dBuV/m)	Antenna Factor (dB)	Cable Loss (dB)	Preamp Factor (dB)	Level (dBuV/m)	Limit Line (dBuV/m)	Over Limit (dB)	Polarization
4500.00	49.53	30.40	6.80	42.05	44.68	74.00	-29.32	Horizontal
4500.00	49.06	30.40	6.80	42.05	44.21	74.00	-29.79	Vertical
Detector: Average Value								
Frequency (MHz)	Read Level (dBuV/m)	Antenna Factor (dB)	Cable Loss (dB)	Preamp Factor (dB)	Level (dBuV/m)	Limit Line (dBuV/m)	Over Limit (dB)	Polarization
4500.00	39.61	30.40	6.80	42.05	34.76	54.00	-19.24	Horizontal
4500.00	39.12	30.40	6.80	42.05	34.27	54.00	-19.73	Vertical
Test channel: Highest channel								
Detector: Peak Value								
Frequency (MHz)	Read Level (dBuV/m)	Antenna Factor (dB)	Cable Loss (dB)	Preamp Factor (dB)	Level (dBuV/m)	Limit Line (dBuV/m)	Over Limit (dB)	Polarization
5460.00	48.95	32.49	7.18	41.85	46.77	74.00	-27.23	Horizontal
5460.00	48.53	32.49	7.18	41.85	46.35	74.00	-27.65	Vertical
Detector: Average Value								
Frequency (MHz)	Read Level (dBuV/m)	Antenna Factor (dB)	Cable Loss (dB)	Preamp Factor (dB)	Level (dBuV/m)	Limit Line (dBuV/m)	Over Limit (dB)	Polarization
5460.00	39.31	32.49	7.18	41.85	37.13	54.00	-16.87	Horizontal
5460.00	38.46	32.49	7.18	41.85	36.28	54.00	-17.72	Vertical
Remark:								
1. <i>Final Level = Receiver Read level + Antenna Factor + Cable Loss – Preamplifier Factor.</i>								
2. <i>The emission levels of other frequencies are very lower than the limit and not show in test report.</i>								

Band 1 – 802.11n(HT40)								
Test channel: Lowest channel								
Detector: Peak Value								
Frequency (MHz)	Read Level (dBuV/m)	Antenna Factor (dB)	Cable Loss (dB)	Preamp Factor (dB)	Level (dBuV/m)	Limit Line (dBuV/m)	Over Limit (dB)	Polarization
4500.00	49.86	30.40	6.80	42.05	45.01	74.00	-28.99	Horizontal
4500.00	49.11	30.40	6.80	42.05	44.26	74.00	-29.74	Vertical
Detector: Average Value								
Frequency (MHz)	Read Level (dBuV/m)	Antenna Factor (dB)	Cable Loss (dB)	Preamp Factor (dB)	Level (dBuV/m)	Limit Line (dBuV/m)	Over Limit (dB)	Polarization
4500.00	39.24	30.40	6.80	42.05	34.39	54.00	-19.61	Horizontal
4500.00	39.38	30.40	6.80	42.05	34.53	54.00	-19.47	Vertical
Test channel: Highest channel								
Detector: Peak Value								
Frequency (MHz)	Read Level (dBuV/m)	Antenna Factor (dB)	Cable Loss (dB)	Preamp Factor (dB)	Level (dBuV/m)	Limit Line (dBuV/m)	Over Limit (dB)	Polarization
5460.00	48.97	32.49	7.18	41.85	46.79	74.00	-27.21	Horizontal
5460.00	48.79	32.49	7.18	41.85	46.61	74.00	-27.39	Vertical
Detector: Average Value								
Frequency (MHz)	Read Level (dBuV/m)	Antenna Factor (dB)	Cable Loss (dB)	Preamp Factor (dB)	Level (dBuV/m)	Limit Line (dBuV/m)	Over Limit (dB)	Polarization
5460.00	39.24	32.49	7.18	41.85	37.06	54.00	-16.94	Horizontal
5460.00	38.56	32.49	7.18	41.85	36.38	54.00	-17.62	Vertical
Remark:								
1. <i>Final Level = Receiver Read level + Antenna Factor + Cable Loss – Preamplifier Factor.</i>								
2. <i>The emission levels of other frequencies are very lower than the limit and not show in test report.</i>								

Band 1 – 802.11ac(HT20)								
Test channel: Lowest channel								
Detector: Peak Value								
Frequency (MHz)	Read Level (dBuV/m)	Antenna Factor (dB)	Cable Loss (dB)	Preamp Factor (dB)	Level (dBuV/m)	Limit Line (dBuV/m)	Over Limit (dB)	Polarization
4500.00	49.31	30.40	6.80	42.05	44.46	74.00	-29.54	Horizontal
4500.00	48.86	30.40	6.80	42.05	44.01	74.00	-29.99	Vertical
Detector: Average Value								
Frequency (MHz)	Read Level (dBuV/m)	Antenna Factor (dB)	Cable Loss (dB)	Preamp Factor (dB)	Level (dBuV/m)	Limit Line (dBuV/m)	Over Limit (dB)	Polarization
4500.00	39.64	30.40	6.80	42.05	34.79	54.00	-19.21	Horizontal
4500.00	38.79	30.40	6.80	42.05	33.94	54.00	-20.06	Vertical
Test channel: Highest channel								
Detector: Peak Value								
Frequency (MHz)	Read Level (dBuV/m)	Antenna Factor (dB)	Cable Loss (dB)	Preamp Factor (dB)	Level (dBuV/m)	Limit Line (dBuV/m)	Over Limit (dB)	Polarization
5460.00	49.25	32.49	7.18	41.85	47.07	74.00	-26.93	Horizontal
5460.00	48.59	32.49	7.18	41.85	46.41	74.00	-27.59	Vertical
Detector: Average Value								
Frequency (MHz)	Read Level (dBuV/m)	Antenna Factor (dB)	Cable Loss (dB)	Preamp Factor (dB)	Level (dBuV/m)	Limit Line (dBuV/m)	Over Limit (dB)	Polarization
5460.00	39.16	32.49	7.18	41.85	36.98	54.00	-17.02	Horizontal
5460.00	38.34	32.49	7.18	41.85	36.16	54.00	-17.84	Vertical
Remark:								
1. <i>Final Level = Receiver Read level + Antenna Factor + Cable Loss – Preamplifier Factor.</i>								
2. <i>The emission levels of other frequencies are very lower than the limit and not show in test report.</i>								

Band 1 – 802.11ac(HT40)								
Test channel: Lowest channel								
Detector: Peak Value								
Frequency (MHz)	Read Level (dBuV/m)	Antenna Factor (dB)	Cable Loss (dB)	Preamp Factor (dB)	Level (dBuV/m)	Limit Line (dBuV/m)	Over Limit (dB)	Polarization
4500.00	49.18	30.40	6.80	42.05	44.33	74.00	-29.67	Horizontal
4500.00	48.97	30.40	6.80	42.05	44.12	74.00	-29.88	Vertical
Detector: Average Value								
Frequency (MHz)	Read Level (dBuV/m)	Antenna Factor (dB)	Cable Loss (dB)	Preamp Factor (dB)	Level (dBuV/m)	Limit Line (dBuV/m)	Over Limit (dB)	Polarization
4500.00	38.89	30.40	6.80	42.05	34.04	54.00	-19.96	Horizontal
4500.00	38.67	30.40	6.80	42.05	33.82	54.00	-20.18	Vertical
Test channel: Highest channel								
Detector: Peak Value								
Frequency (MHz)	Read Level (dBuV/m)	Antenna Factor (dB)	Cable Loss (dB)	Preamp Factor (dB)	Level (dBuV/m)	Limit Line (dBuV/m)	Over Limit (dB)	Polarization
5460.00	49.53	32.49	7.18	41.85	47.35	74.00	-26.65	Horizontal
5460.00	49.38	32.49	7.18	41.85	47.20	74.00	-26.80	Vertical
Detector: Average Value								
Frequency (MHz)	Read Level (dBuV/m)	Antenna Factor (dB)	Cable Loss (dB)	Preamp Factor (dB)	Level (dBuV/m)	Limit Line (dBuV/m)	Over Limit (dB)	Polarization
5460.00	39.27	32.49	7.18	41.85	37.09	54.00	-16.91	Horizontal
5460.00	39.54	32.49	7.18	41.85	37.36	54.00	-16.64	Vertical
Remark:								
1. <i>Final Level = Receiver Read level + Antenna Factor + Cable Loss – Preamplifier Factor.</i>								
2. <i>The emission levels of other frequencies are very lower than the limit and not show in test report.</i>								

Band 1 – 802.11ac(HT80)								
Test channel: Lowest channel								
Detector: Peak Value								
Frequency (MHz)	Read Level (dBuV/m)	Antenna Factor (dB)	Cable Loss (dB)	Preamp Factor (dB)	Level (dBuV/m)	Limit Line (dBuV/m)	Over Limit (dB)	Polarization
4500.00	48.89	30.40	6.80	42.05	44.04	74.00	-29.96	Horizontal
4500.00	48.67	30.40	6.80	42.05	43.82	74.00	-30.18	Vertical
Detector: Average Value								
Frequency (MHz)	Read Level (dBuV/m)	Antenna Factor (dB)	Cable Loss (dB)	Preamp Factor (dB)	Level (dBuV/m)	Limit Line (dBuV/m)	Over Limit (dB)	Polarization
4500.00	38.96	30.40	6.80	42.05	34.11	54.00	-19.89	Horizontal
4500.00	38.47	30.40	6.80	42.05	33.62	54.00	-20.38	Vertical
Test channel: Highest channel								
Detector: Peak Value								
Frequency (MHz)	Read Level (dBuV/m)	Antenna Factor (dB)	Cable Loss (dB)	Preamp Factor (dB)	Level (dBuV/m)	Limit Line (dBuV/m)	Over Limit (dB)	Polarization
5460.00	48.56	32.49	7.18	41.85	46.38	74.00	-27.62	Horizontal
5460.00	48.67	32.49	7.18	41.85	46.49	74.00	-27.51	Vertical
Detector: Average Value								
Frequency (MHz)	Read Level (dBuV/m)	Antenna Factor (dB)	Cable Loss (dB)	Preamp Factor (dB)	Level (dBuV/m)	Limit Line (dBuV/m)	Over Limit (dB)	Polarization
5460.00	39.15	32.49	7.18	41.85	36.97	54.00	-17.03	Horizontal
5460.00	38.43	32.49	7.18	41.85	36.25	54.00	-17.75	Vertical
Remark:								
1. <i>Final Level = Receiver Read level + Antenna Factor + Cable Loss – Preamplifier Factor.</i>								
2. <i>The emission levels of other frequencies are very lower than the limit and not show in test report.</i>								

Band 2:

Band 2 – 802.11a								
Test channel: Lowest channel								
Detector: Peak Value								
Frequency (MHz)	Read Level (dBuV/m)	Antenna Factor (dB)	Cable Loss (dB)	Preamp Factor (dB)	Level (dBuV/m)	Limit Line (dBuV/m)	Over Limit (dB)	Polarization
4500.00	48.64	30.40	6.80	42.05	43.79	74.00	-30.21	Horizontal
4500.00	48.53	30.40	6.80	42.05	43.68	74.00	-30.32	Vertical
Detector: Average Value								
Frequency (MHz)	Read Level (dBuV/m)	Antenna Factor (dB)	Cable Loss (dB)	Preamp Factor (dB)	Level (dBuV/m)	Limit Line (dBuV/m)	Over Limit (dB)	Polarization
4500.00	38.10	30.40	6.80	42.05	33.25	54.00	-20.75	Horizontal
4500.00	38.26	30.40	6.80	42.05	33.41	54.00	-20.59	Vertical
Test channel: Highest channel								
Detector: Peak Value								
Frequency (MHz)	Read Level (dBuV/m)	Antenna Factor (dB)	Cable Loss (dB)	Preamp Factor (dB)	Level (dBuV/m)	Limit Line (dBuV/m)	Over Limit (dB)	Polarization
5460.00	48.67	32.49	7.18	41.85	46.49	74.00	-27.51	Horizontal
5460.00	48.59	32.49	7.18	41.85	46.41	74.00	-27.59	Vertical
Detector: Average Value								
Frequency (MHz)	Read Level (dBuV/m)	Antenna Factor (dB)	Cable Loss (dB)	Preamp Factor (dB)	Level (dBuV/m)	Limit Line (dBuV/m)	Over Limit (dB)	Polarization
5460.00	38.61	32.49	7.18	41.85	36.43	54.00	-17.57	Horizontal
5460.00	38.26	32.49	7.18	41.85	36.08	54.00	-17.92	Vertical
<i>Remark:</i>								
1. <i>Final Level = Receiver Read level + Antenna Factor + Cable Loss – Preamplifier Factor.</i>								
2. <i>The emission levels of other frequencies are very lower than the limit and not show in test report.</i>								

Band 2 – 802.11n(HT20)								
Test channel: Lowest channel								
Detector: Peak Value								
Frequency (MHz)	Read Level (dBuV/m)	Antenna Factor (dB)	Cable Loss (dB)	Preamp Factor (dB)	Level (dBuV/m)	Limit Line (dBuV/m)	Over Limit (dB)	Polarization
4500.00	48.71	30.40	6.80	42.05	43.86	74.00	-30.14	Horizontal
4500.00	48.62	30.40	6.80	42.05	43.77	74.00	-30.23	Vertical
Detector: Average Value								
Frequency (MHz)	Read Level (dBuV/m)	Antenna Factor (dB)	Cable Loss (dB)	Preamp Factor (dB)	Level (dBuV/m)	Limit Line (dBuV/m)	Over Limit (dB)	Polarization
4500.00	38.26	30.40	6.80	42.05	33.41	54.00	-20.59	Horizontal
4500.00	38.17	30.40	6.80	42.05	33.32	54.00	-20.68	Vertical
Test channel: Highest channel								
Detector: Peak Value								
Frequency (MHz)	Read Level (dBuV/m)	Antenna Factor (dB)	Cable Loss (dB)	Preamp Factor (dB)	Level (dBuV/m)	Limit Line (dBuV/m)	Over Limit (dB)	Polarization
5460.00	48.79	32.49	7.18	41.85	46.61	74.00	-27.39	Horizontal
5460.00	48.62	32.49	7.18	41.85	46.44	74.00	-27.56	Vertical
Detector: Average Value								
Frequency (MHz)	Read Level (dBuV/m)	Antenna Factor (dB)	Cable Loss (dB)	Preamp Factor (dB)	Level (dBuV/m)	Limit Line (dBuV/m)	Over Limit (dB)	Polarization
5460.00	38.74	32.49	7.18	41.85	36.56	54.00	-17.44	Horizontal
5460.00	38.73	32.49	7.18	41.85	36.55	54.00	-17.45	Vertical
Remark: 1. <i>Final Level = Receiver Read level + Antenna Factor + Cable Loss – Preamplifier Factor.</i> 2. <i>The emission levels of other frequencies are very lower than the limit and not show in test report.</i>								

Band 2 – 802.11n(HT40)								
Test channel: Lowest channel								
Detector: Peak Value								
Frequency (MHz)	Read Level (dBuV/m)	Antenna Factor (dB)	Cable Loss (dB)	Preamp Factor (dB)	Level (dBuV/m)	Limit Line (dBuV/m)	Over Limit (dB)	Polarization
4500.00	48.56	30.40	6.80	42.05	43.71	74.00	-30.29	Horizontal
4500.00	48.67	30.40	6.80	42.05	43.82	74.00	-30.18	Vertical
Detector: Average Value								
Frequency (MHz)	Read Level (dBuV/m)	Antenna Factor (dB)	Cable Loss (dB)	Preamp Factor (dB)	Level (dBuV/m)	Limit Line (dBuV/m)	Over Limit (dB)	Polarization
4500.00	38.29	30.40	6.80	42.05	33.44	54.00	-20.56	Horizontal
4500.00	38.65	30.40	6.80	42.05	33.80	54.00	-20.20	Vertical
Test channel: Highest channel								
Detector: Peak Value								
Frequency (MHz)	Read Level (dBuV/m)	Antenna Factor (dB)	Cable Loss (dB)	Preamp Factor (dB)	Level (dBuV/m)	Limit Line (dBuV/m)	Over Limit (dB)	Polarization
5460.00	48.53	32.49	7.18	41.85	46.35	74.00	-27.65	Horizontal
5460.00	48.27	32.49	7.18	41.85	46.09	74.00	-27.91	Vertical
Detector: Average Value								
Frequency (MHz)	Read Level (dBuV/m)	Antenna Factor (dB)	Cable Loss (dB)	Preamp Factor (dB)	Level (dBuV/m)	Limit Line (dBuV/m)	Over Limit (dB)	Polarization
5460.00	38.43	32.49	7.18	41.85	36.25	54.00	-17.75	Horizontal
5460.00	38.67	32.49	7.18	41.85	36.49	54.00	-17.51	Vertical
Remark:								
1. <i>Final Level = Receiver Read level + Antenna Factor + Cable Loss – Preamplifier Factor.</i>								
2. <i>The emission levels of other frequencies are very lower than the limit and not show in test report.</i>								

Band 2 – 802.11ac(HT20)								
Test channel: Lowest channel								
Detector: Peak Value								
Frequency (MHz)	Read Level (dBuV/m)	Antenna Factor (dB)	Cable Loss (dB)	Preamp Factor (dB)	Level (dBuV/m)	Limit Line (dBuV/m)	Over Limit (dB)	Polarization
4500.00	48.74	30.40	6.80	42.05	43.89	74.00	-30.11	Horizontal
4500.00	48.89	30.40	6.80	42.05	44.04	74.00	-29.96	Vertical
Detector: Average Value								
Frequency (MHz)	Read Level (dBuV/m)	Antenna Factor (dB)	Cable Loss (dB)	Preamp Factor (dB)	Level (dBuV/m)	Limit Line (dBuV/m)	Over Limit (dB)	Polarization
4500.00	38.61	30.40	6.80	42.05	33.76	54.00	-20.24	Horizontal
4500.00	38.56	30.40	6.80	42.05	33.71	54.00	-20.29	Vertical
Test channel: Highest channel								
Detector: Peak Value								
Frequency (MHz)	Read Level (dBuV/m)	Antenna Factor (dB)	Cable Loss (dB)	Preamp Factor (dB)	Level (dBuV/m)	Limit Line (dBuV/m)	Over Limit (dB)	Polarization
5460.00	48.58	32.49	7.18	41.85	46.40	74.00	-27.60	Horizontal
5460.00	48.62	32.49	7.18	41.85	46.44	74.00	-27.56	Vertical
Detector: Average Value								
Frequency (MHz)	Read Level (dBuV/m)	Antenna Factor (dB)	Cable Loss (dB)	Preamp Factor (dB)	Level (dBuV/m)	Limit Line (dBuV/m)	Over Limit (dB)	Polarization
5460.00	38.37	32.49	7.18	41.85	36.19	54.00	-17.81	Horizontal
5460.00	38.29	32.49	7.18	41.85	36.11	54.00	-17.89	Vertical
Remark:								
1. <i>Final Level = Receiver Read level + Antenna Factor + Cable Loss – Preamplifier Factor.</i>								
2. <i>The emission levels of other frequencies are very lower than the limit and not show in test report.</i>								

Band 2 – 802.11ac(HT40)								
Test channel: Lowest channel								
Detector: Peak Value								
Frequency (MHz)	Read Level (dBuV/m)	Antenna Factor (dB)	Cable Loss (dB)	Preamp Factor (dB)	Level (dBuV/m)	Limit Line (dBuV/m)	Over Limit (dB)	Polarization
4500.00	48.91	30.40	6.80	42.05	44.06	74.00	-29.94	Horizontal
4500.00	48.53	30.40	6.80	42.05	43.68	74.00	-30.32	Vertical
Detector: Average Value								
Frequency (MHz)	Read Level (dBuV/m)	Antenna Factor (dB)	Cable Loss (dB)	Preamp Factor (dB)	Level (dBuV/m)	Limit Line (dBuV/m)	Over Limit (dB)	Polarization
4500.00	38.64	30.40	6.80	42.05	33.79	54.00	-20.21	Horizontal
4500.00	38.49	30.40	6.80	42.05	33.64	54.00	-20.36	Vertical
Test channel: Highest channel								
Detector: Peak Value								
Frequency (MHz)	Read Level (dBuV/m)	Antenna Factor (dB)	Cable Loss (dB)	Preamp Factor (dB)	Level (dBuV/m)	Limit Line (dBuV/m)	Over Limit (dB)	Polarization
5460.00	48.67	32.49	7.18	41.85	46.49	74.00	-27.51	Horizontal
5460.00	48.59	32.49	7.18	41.85	46.41	74.00	-27.59	Vertical
Detector: Average Value								
Frequency (MHz)	Read Level (dBuV/m)	Antenna Factor (dB)	Cable Loss (dB)	Preamp Factor (dB)	Level (dBuV/m)	Limit Line (dBuV/m)	Over Limit (dB)	Polarization
5460.00	38.47	32.49	7.18	41.85	36.29	54.00	-17.71	Horizontal
5460.00	38.29	32.49	7.18	41.85	36.11	54.00	-17.89	Vertical
Remark:								
1. <i>Final Level = Receiver Read level + Antenna Factor + Cable Loss – Preamplifier Factor.</i>								
2. <i>The emission levels of other frequencies are very lower than the limit and not show in test report.</i>								

Band 2 – 802.11ac(HT80)								
Test channel: Lowest channel								
Detector: Peak Value								
Frequency (MHz)	Read Level (dBuV/m)	Antenna Factor (dB)	Cable Loss (dB)	Preamp Factor (dB)	Level (dBuV/m)	Limit Line (dBuV/m)	Over Limit (dB)	Polarization
4500.00	48.89	30.40	6.80	42.05	44.04	74.00	-29.96	Horizontal
4500.00	48.27	30.40	6.80	42.05	43.42	74.00	-30.58	Vertical
Detector: Average Value								
Frequency (MHz)	Read Level (dBuV/m)	Antenna Factor (dB)	Cable Loss (dB)	Preamp Factor (dB)	Level (dBuV/m)	Limit Line (dBuV/m)	Over Limit (dB)	Polarization
4500.00	37.46	30.40	6.80	42.05	32.61	54.00	-21.39	Horizontal
4500.00	38.64	30.40	6.80	42.05	33.79	54.00	-20.21	Vertical
Test channel: Highest channel								
Detector: Peak Value								
Frequency (MHz)	Read Level (dBuV/m)	Antenna Factor (dB)	Cable Loss (dB)	Preamp Factor (dB)	Level (dBuV/m)	Limit Line (dBuV/m)	Over Limit (dB)	Polarization
5460.00	48.79	32.49	7.18	41.85	46.61	74.00	-27.39	Horizontal
5460.00	48.22	32.49	7.18	41.85	46.04	74.00	-27.96	Vertical
Detector: Average Value								
Frequency (MHz)	Read Level (dBuV/m)	Antenna Factor (dB)	Cable Loss (dB)	Preamp Factor (dB)	Level (dBuV/m)	Limit Line (dBuV/m)	Over Limit (dB)	Polarization
5460.00	38.42	32.49	7.18	41.85	36.24	54.00	-17.76	Horizontal
5460.00	37.98	32.49	7.18	41.85	35.80	54.00	-18.20	Vertical
Remark:								
1. <i>Final Level = Receiver Read level + Antenna Factor + Cable Loss – Preamplifier Factor.</i>								
2. <i>The emission levels of other frequencies are very lower than the limit and not show in test report.</i>								

Band 3:

Band 3 – 802.11a								
Test channel: Lowest channel								
Detector: Peak Value								
Frequency (MHz)	Read Level (dBuV/m)	Antenna Factor (dB)	Cable Loss (dB)	Preamp Factor (dB)	Level (dBuV/m)	Limit Line (dBuV/m)	Over Limit (dB)	Polarization
5350.00	48.73	35.37	7.11	41.89	49.32	74.00	-24.68	Horizontal
5350.00	49.64	35.37	7.11	41.89	50.23	74.00	-23.77	Vertical
Detector: Average Value								
Frequency (MHz)	Read Level (dBuV/m)	Antenna Factor (dB)	Cable Loss (dB)	Preamp Factor (dB)	Level (dBuV/m)	Limit Line (dBuV/m)	Over Limit (dB)	Polarization
5350.00	38.64	35.37	7.11	41.89	39.23	54.00	-14.77	Horizontal
5350.00	39.52	35.37	7.11	41.89	40.11	54.00	-13.89	Vertical
Test channel: Lowest channel								
Detector: Peak Value								
Frequency (MHz)	Read Level (dBuV/m)	Antenna Factor (dB)	Cable Loss (dB)	Preamp Factor (dB)	Level (dBuV/m)	Limit Line (dBuV/m)	Over Limit (dB)	Polarization
5460.00	48.46	34.90	7.18	41.85	48.69	74.00	-25.31	Horizontal
5460.00	49.32	34.90	7.18	41.85	49.55	74.00	-24.45	Vertical
Detector: Average Value								
Frequency (MHz)	Read Level (dBuV/m)	Antenna Factor (dB)	Cable Loss (dB)	Preamp Factor (dB)	Level (dBuV/m)	Limit Line (dBuV/m)	Over Limit (dB)	Polarization
5460.00	38.26	34.90	7.18	41.85	38.49	54.00	-15.51	Horizontal
5460.00	39.07	34.90	7.18	41.85	39.30	54.00	-14.70	Vertical
<i>Remark:</i>								
1. <i>Final Level = Receiver Read level + Antenna Factor + Cable Loss – Preamplifier Factor.</i>								
2. <i>The emission levels of other frequencies are very lower than the limit and not show in test report.</i>								

Band 3 – 802.11n(HT20)								
Test channel: Lowest channel								
Detector: Peak Value								
Frequency (MHz)	Read Level (dBuV/m)	Antenna Factor (dB)	Cable Loss (dB)	Preamp Factor (dB)	Level (dBuV/m)	Limit Line (dBuV/m)	Over Limit (dB)	Polarization
5350.00	48.56	35.37	7.11	41.89	49.15	74.00	-24.85	Horizontal
5350.00	49.67	35.37	7.11	41.89	50.26	74.00	-23.74	Vertical
Detector: Average Value								
Frequency (MHz)	Read Level (dBuV/m)	Antenna Factor (dB)	Cable Loss (dB)	Preamp Factor (dB)	Level (dBuV/m)	Limit Line (dBuV/m)	Over Limit (dB)	Polarization
5350.00	38.56	35.37	7.11	41.89	39.15	54.00	-14.85	Horizontal
5350.00	39.61	35.37	7.11	41.89	40.20	54.00	-13.80	Vertical
Test channel: Lowest channel								
Detector: Peak Value								
Frequency (MHz)	Read Level (dBuV/m)	Antenna Factor (dB)	Cable Loss (dB)	Preamp Factor (dB)	Level (dBuV/m)	Limit Line (dBuV/m)	Over Limit (dB)	Polarization
5460.00	48.56	34.90	7.18	41.85	48.79	74.00	-25.21	Horizontal
5460.00	49.24	34.90	7.18	41.85	49.47	74.00	-24.53	Vertical
Detector: Average Value								
Frequency (MHz)	Read Level (dBuV/m)	Antenna Factor (dB)	Cable Loss (dB)	Preamp Factor (dB)	Level (dBuV/m)	Limit Line (dBuV/m)	Over Limit (dB)	Polarization
5460.00	38.56	34.90	7.18	41.85	38.79	54.00	-15.21	Horizontal
5460.00	39.17	34.90	7.18	41.85	39.40	54.00	-14.60	Vertical
<i>Remark:</i>								
1. <i>Final Level = Receiver Read level + Antenna Factor + Cable Loss – Preamplifier Factor.</i>								
2. <i>The emission levels of other frequencies are very lower than the limit and not show in test report.</i>								

Band 3 – 802.11n(HT40)								
Test channel: Lowest channel								
Detector: Peak Value								
Frequency (MHz)	Read Level (dBuV/m)	Antenna Factor (dB)	Cable Loss (dB)	Preamp Factor (dB)	Level (dBuV/m)	Limit Line (dBuV/m)	Over Limit (dB)	Polarization
5350.00	48.57	35.37	7.11	41.89	49.16	74.00	-24.84	Horizontal
5350.00	49.53	35.37	7.11	41.89	50.12	74.00	-23.88	Vertical
Detector: Average Value								
Frequency (MHz)	Read Level (dBuV/m)	Antenna Factor (dB)	Cable Loss (dB)	Preamp Factor (dB)	Level (dBuV/m)	Limit Line (dBuV/m)	Over Limit (dB)	Polarization
5350.00	38.67	35.37	7.11	41.89	39.26	54.00	-14.74	Horizontal
5350.00	39.53	35.37	7.11	41.89	40.12	54.00	-13.88	Vertical
Test channel: Lowest channel								
Detector: Peak Value								
Frequency (MHz)	Read Level (dBuV/m)	Antenna Factor (dB)	Cable Loss (dB)	Preamp Factor (dB)	Level (dBuV/m)	Limit Line (dBuV/m)	Over Limit (dB)	Polarization
5460.00	48.97	34.90	7.18	41.85	49.20	74.00	-24.80	Horizontal
5460.00	49.83	34.90	7.18	41.85	50.06	74.00	-23.94	Vertical
Detector: Average Value								
Frequency (MHz)	Read Level (dBuV/m)	Antenna Factor (dB)	Cable Loss (dB)	Preamp Factor (dB)	Level (dBuV/m)	Limit Line (dBuV/m)	Over Limit (dB)	Polarization
5460.00	38.67	34.90	7.18	41.85	38.90	54.00	-15.10	Horizontal
5460.00	39.26	34.90	7.18	41.85	39.49	54.00	-14.51	Vertical
<i>Remark:</i>								
1. <i>Final Level = Receiver Read level + Antenna Factor + Cable Loss – Pre-amplifier Factor.</i>								
2. <i>The emission levels of other frequencies are very lower than the limit and not show in test report.</i>								

Band 3 – 802.11ac(HT20)								
Test channel: Lowest channel								
Detector: Peak Value								
Frequency (MHz)	Read Level (dBuV/m)	Antenna Factor (dB)	Cable Loss (dB)	Preamp Factor (dB)	Level (dBuV/m)	Limit Line (dBuV/m)	Over Limit (dB)	Polarization
5350.00	48.14	35.37	7.11	41.89	48.73	74.00	-25.27	Horizontal
5350.00	49.56	35.37	7.11	41.89	50.15	74.00	-23.85	Vertical
Detector: Average Value								
Frequency (MHz)	Read Level (dBuV/m)	Antenna Factor (dB)	Cable Loss (dB)	Preamp Factor (dB)	Level (dBuV/m)	Limit Line (dBuV/m)	Over Limit (dB)	Polarization
5350.00	38.34	35.37	7.11	41.89	38.93	54.00	-15.07	Horizontal
5350.00	39.23	35.37	7.11	41.89	39.82	54.00	-14.18	Vertical
Test channel: Lowest channel								
Detector: Peak Value								
Frequency (MHz)	Read Level (dBuV/m)	Antenna Factor (dB)	Cable Loss (dB)	Preamp Factor (dB)	Level (dBuV/m)	Limit Line (dBuV/m)	Over Limit (dB)	Polarization
5460.00	48.96	34.90	7.18	41.85	49.19	74.00	-24.81	Horizontal
5460.00	49.35	34.90	7.18	41.85	49.58	74.00	-24.42	Vertical
Detector: Average Value								
Frequency (MHz)	Read Level (dBuV/m)	Antenna Factor (dB)	Cable Loss (dB)	Preamp Factor (dB)	Level (dBuV/m)	Limit Line (dBuV/m)	Over Limit (dB)	Polarization
5460.00	38.52	34.90	7.18	41.85	38.75	54.00	-15.25	Horizontal
5460.00	39.27	34.90	7.18	41.85	39.50	54.00	-14.50	Vertical
Remark:								
1. <i>Final Level = Receiver Read level + Antenna Factor + Cable Loss – Preamplifier Factor.</i>								
2. <i>The emission levels of other frequencies are very lower than the limit and not show in test report.</i>								

Band 3 – 802.11ac(HT40)								
Test channel: Lowest channel								
Detector: Peak Value								
Frequency (MHz)	Read Level (dBuV/m)	Antenna Factor (dB)	Cable Loss (dB)	Preamp Factor (dB)	Level (dBuV/m)	Limit Line (dBuV/m)	Over Limit (dB)	Polarization
5350.00	48.26	35.37	7.11	41.89	48.85	74.00	-25.15	Horizontal
5350.00	49.64	35.37	7.11	41.89	50.23	74.00	-23.77	Vertical
Detector: Average Value								
Frequency (MHz)	Read Level (dBuV/m)	Antenna Factor (dB)	Cable Loss (dB)	Preamp Factor (dB)	Level (dBuV/m)	Limit Line (dBuV/m)	Over Limit (dB)	Polarization
5350.00	38.89	35.37	7.11	41.89	39.48	54.00	-14.52	Horizontal
5350.00	39.67	35.37	7.11	41.89	40.26	54.00	-13.74	Vertical
Test channel: Lowest channel								
Detector: Peak Value								
Frequency (MHz)	Read Level (dBuV/m)	Antenna Factor (dB)	Cable Loss (dB)	Preamp Factor (dB)	Level (dBuV/m)	Limit Line (dBuV/m)	Over Limit (dB)	Polarization
5460.00	49.11	34.90	7.18	41.85	49.34	74.00	-24.66	Horizontal
5460.00	49.67	34.90	7.18	41.85	49.90	74.00	-24.10	Vertical
Detector: Average Value								
Frequency (MHz)	Read Level (dBuV/m)	Antenna Factor (dB)	Cable Loss (dB)	Preamp Factor (dB)	Level (dBuV/m)	Limit Line (dBuV/m)	Over Limit (dB)	Polarization
5460.00	38.26	34.90	7.18	41.85	38.49	54.00	-15.51	Horizontal
5460.00	39.61	34.90	7.18	41.85	39.84	54.00	-14.16	Vertical
<i>Remark:</i>								
1. <i>Final Level = Receiver Read level + Antenna Factor + Cable Loss – Preamplifier Factor.</i>								
2. <i>The emission levels of other frequencies are very lower than the limit and not show in test report.</i>								

Band 3 – 802.11ac(HT80)								
Test channel: Lowest channel								
Detector: Peak Value								
Frequency (MHz)	Read Level (dBuV/m)	Antenna Factor (dB)	Cable Loss (dB)	Preamp Factor (dB)	Level (dBuV/m)	Limit Line (dBuV/m)	Over Limit (dB)	Polarization
5350.00	48.52	35.37	7.11	41.89	49.11	74.00	-24.89	Horizontal
5350.00	49.67	35.37	7.11	41.89	50.26	74.00	-23.74	Vertical
Detector: Average Value								
Frequency (MHz)	Read Level (dBuV/m)	Antenna Factor (dB)	Cable Loss (dB)	Preamp Factor (dB)	Level (dBuV/m)	Limit Line (dBuV/m)	Over Limit (dB)	Polarization
5350.00	38.92	35.37	7.11	41.89	39.51	54.00	-14.49	Horizontal
5350.00	39.62	35.37	7.11	41.89	40.21	54.00	-13.79	Vertical
Test channel: Lowest channel								
Detector: Peak Value								
Frequency (MHz)	Read Level (dBuV/m)	Antenna Factor (dB)	Cable Loss (dB)	Preamp Factor (dB)	Level (dBuV/m)	Limit Line (dBuV/m)	Over Limit (dB)	Polarization
5460.00	48.89	34.90	7.18	41.85	49.12	74.00	-24.88	Horizontal
5460.00	49.24	34.90	7.18	41.85	49.47	74.00	-24.53	Vertical
Detector: Average Value								
Frequency (MHz)	Read Level (dBuV/m)	Antenna Factor (dB)	Cable Loss (dB)	Preamp Factor (dB)	Level (dBuV/m)	Limit Line (dBuV/m)	Over Limit (dB)	Polarization
5460.00	38.46	34.90	7.18	41.85	38.69	54.00	-15.31	Horizontal
5460.00	39.62	34.90	7.18	41.85	39.85	54.00	-14.15	Vertical
<i>Remark:</i>								
1. <i>Final Level = Receiver Read level + Antenna Factor + Cable Loss – Preamplifier Factor.</i>								
2. <i>The emission levels of other frequencies are very lower than the limit and not show in test report.</i>								

Band 4:

Band 4 – 802.11a								
Test channel: Lowest channel								
Detector: Peak Value								
Frequency (MHz)	Read Level (dBuV/m)	Antenna Factor (dB)	Cable Loss (dB)	Preamp Factor (dB)	Level (dBuV/m)	Limit Line (dBuV/m)	Over Limit (dB)	Polarization
5350.00	48.79	35.37	7.11	41.89	49.38	74.00	-24.62	Horizontal
5350.00	49.35	35.37	7.11	41.89	49.94	74.00	-24.06	Vertical
Detector: Average Value								
Frequency (MHz)	Read Level (dBuV/m)	Antenna Factor (dB)	Cable Loss (dB)	Preamp Factor (dB)	Level (dBuV/m)	Limit Line (dBuV/m)	Over Limit (dB)	Polarization
5350.00	38.97	35.37	7.11	41.89	39.56	54.00	-14.44	Horizontal
5350.00	49.26	35.37	7.11	41.89	49.85	54.00	-4.15	Vertical
Test channel: Lowest channel								
Detector: Peak Value								
Frequency (MHz)	Read Level (dBuV/m)	Antenna Factor (dB)	Cable Loss (dB)	Preamp Factor (dB)	Level (dBuV/m)	Limit Line (dBuV/m)	Over Limit (dB)	Polarization
5460.00	48.73	34.90	7.18	41.85	48.96	74.00	-25.04	Horizontal
5460.00	49.37	34.90	7.18	41.85	49.60	74.00	-24.40	Vertical
Detector: Average Value								
Frequency (MHz)	Read Level (dBuV/m)	Antenna Factor (dB)	Cable Loss (dB)	Preamp Factor (dB)	Level (dBuV/m)	Limit Line (dBuV/m)	Over Limit (dB)	Polarization
5460.00	38.96	34.90	7.18	41.85	39.19	54.00	-14.81	Horizontal
5460.00	39.72	34.90	7.18	41.85	39.95	54.00	-14.05	Vertical
<i>Remark:</i>								
1. <i>Final Level = Receiver Read level + Antenna Factor + Cable Loss – Preamplifier Factor.</i>								
2. <i>The emission levels of other frequencies are very lower than the limit and not show in test report.</i>								

Band 4 – 802.11n(HT20)								
Test channel: Lowest channel								
Detector: Peak Value								
Frequency (MHz)	Read Level (dBuV/m)	Antenna Factor (dB)	Cable Loss (dB)	Preamp Factor (dB)	Level (dBuV/m)	Limit Line (dBuV/m)	Over Limit (dB)	Polarization
5350.00	48.62	35.37	7.11	41.89	49.21	74.00	-24.79	Horizontal
5350.00	49.23	35.37	7.11	41.89	49.82	74.00	-24.18	Vertical
Detector: Average Value								
Frequency (MHz)	Read Level (dBuV/m)	Antenna Factor (dB)	Cable Loss (dB)	Preamp Factor (dB)	Level (dBuV/m)	Limit Line (dBuV/m)	Over Limit (dB)	Polarization
5350.00	38.56	35.37	7.11	41.89	39.15	54.00	-14.85	Horizontal
5350.00	39.25	35.37	7.11	41.89	39.84	54.00	-14.16	Vertical
Test channel: Lowest channel								
Detector: Peak Value								
Frequency (MHz)	Read Level (dBuV/m)	Antenna Factor (dB)	Cable Loss (dB)	Preamp Factor (dB)	Level (dBuV/m)	Limit Line (dBuV/m)	Over Limit (dB)	Polarization
5460.00	48.86	34.90	7.18	41.85	49.09	74.00	-24.91	Horizontal
5460.00	49.37	34.90	7.18	41.85	49.60	74.00	-24.40	Vertical
Detector: Average Value								
Frequency (MHz)	Read Level (dBuV/m)	Antenna Factor (dB)	Cable Loss (dB)	Preamp Factor (dB)	Level (dBuV/m)	Limit Line (dBuV/m)	Over Limit (dB)	Polarization
5460.00	38.89	34.90	7.18	41.85	39.12	54.00	-14.88	Horizontal
5460.00	39.62	34.90	7.18	41.85	39.85	54.00	-14.15	Vertical
Remark:								
1. <i>Final Level = Receiver Read level + Antenna Factor + Cable Loss – Preamplifier Factor.</i>								
2. <i>The emission levels of other frequencies are very lower than the limit and not show in test report.</i>								

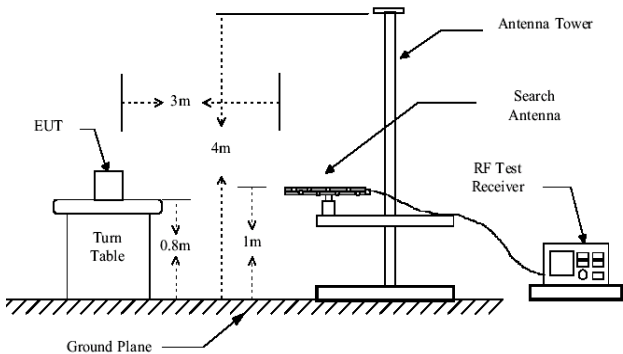
Band 4 – 802.11n(HT40)								
Test channel: Lowest channel								
Detector: Peak Value								
Frequency (MHz)	Read Level (dBuV/m)	Antenna Factor (dB)	Cable Loss (dB)	Preamp Factor (dB)	Level (dBuV/m)	Limit Line (dBuV/m)	Over Limit (dB)	Polarization
5350.00	48.74	35.37	7.11	41.89	49.33	74.00	-24.67	Horizontal
5350.00	49.67	35.37	7.11	41.89	50.26	74.00	-23.74	Vertical
Detector: Average Value								
Frequency (MHz)	Read Level (dBuV/m)	Antenna Factor (dB)	Cable Loss (dB)	Preamp Factor (dB)	Level (dBuV/m)	Limit Line (dBuV/m)	Over Limit (dB)	Polarization
5350.00	38.58	35.37	7.11	41.89	39.17	54.00	-14.83	Horizontal
5350.00	39.64	35.37	7.11	41.89	40.23	54.00	-13.77	Vertical
Test channel: Lowest channel								
Detector: Peak Value								
Frequency (MHz)	Read Level (dBuV/m)	Antenna Factor (dB)	Cable Loss (dB)	Preamp Factor (dB)	Level (dBuV/m)	Limit Line (dBuV/m)	Over Limit (dB)	Polarization
5460.00	48.63	34.90	7.18	41.85	48.86	74.00	-25.14	Horizontal
5460.00	49.62	34.90	7.18	41.85	49.85	74.00	-24.15	Vertical
Detector: Average Value								
Frequency (MHz)	Read Level (dBuV/m)	Antenna Factor (dB)	Cable Loss (dB)	Preamp Factor (dB)	Level (dBuV/m)	Limit Line (dBuV/m)	Over Limit (dB)	Polarization
5460.00	38.68	34.90	7.18	41.85	38.91	54.00	-15.09	Horizontal
5460.00	39.34	34.90	7.18	41.85	39.57	54.00	-14.43	Vertical
Remark:								
1. <i>Final Level = Receiver Read level + Antenna Factor + Cable Loss – Preamplifier Factor.</i>								
2. <i>The emission levels of other frequencies are very lower than the limit and not show in test report.</i>								

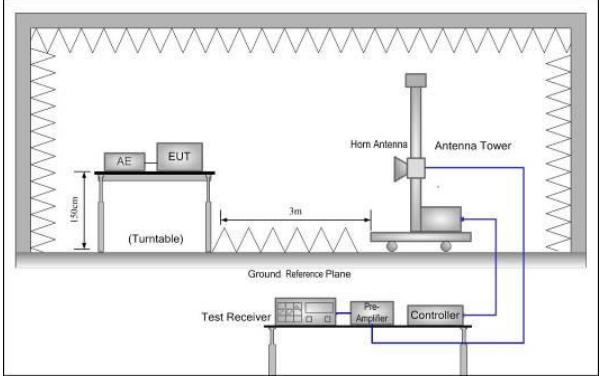
Band 4 – 802.11ac(HT20)								
Test channel: Lowest channel								
Detector: Peak Value								
Frequency (MHz)	Read Level (dBuV/m)	Antenna Factor (dB)	Cable Loss (dB)	Preamp Factor (dB)	Level (dBuV/m)	Limit Line (dBuV/m)	Over Limit (dB)	Polarization
5350.00	48.53	35.37	7.11	41.89	49.12	74.00	-24.88	Horizontal
5350.00	49.67	35.37	7.11	41.89	50.26	74.00	-23.74	Vertical
Detector: Average Value								
Frequency (MHz)	Read Level (dBuV/m)	Antenna Factor (dB)	Cable Loss (dB)	Preamp Factor (dB)	Level (dBuV/m)	Limit Line (dBuV/m)	Over Limit (dB)	Polarization
5350.00	38.53	35.37	7.11	41.89	39.12	54.00	-14.88	Horizontal
5350.00	39.56	35.37	7.11	41.89	40.15	54.00	-13.85	Vertical
Test channel: Lowest channel								
Detector: Peak Value								
Frequency (MHz)	Read Level (dBuV/m)	Antenna Factor (dB)	Cable Loss (dB)	Preamp Factor (dB)	Level (dBuV/m)	Limit Line (dBuV/m)	Over Limit (dB)	Polarization
5460.00	48.62	34.90	7.18	41.85	48.85	74.00	-25.15	Horizontal
5460.00	49.23	34.90	7.18	41.85	49.46	74.00	-24.54	Vertical
Detector: Average Value								
Frequency (MHz)	Read Level (dBuV/m)	Antenna Factor (dB)	Cable Loss (dB)	Preamp Factor (dB)	Level (dBuV/m)	Limit Line (dBuV/m)	Over Limit (dB)	Polarization
5460.00	38.64	34.90	7.18	41.85	38.87	54.00	-15.13	Horizontal
5460.00	39.26	34.90	7.18	41.85	39.49	54.00	-14.51	Vertical
Remark:								
1. <i>Final Level = Receiver Read level + Antenna Factor + Cable Loss – Preamplifier Factor.</i>								
2. <i>The emission levels of other frequencies are very lower than the limit and not show in test report.</i>								

Band 4 – 802.11ac(HT40)								
Test channel: Lowest channel								
Detector: Peak Value								
Frequency (MHz)	Read Level (dBuV/m)	Antenna Factor (dB)	Cable Loss (dB)	Preamp Factor (dB)	Level (dBuV/m)	Limit Line (dBuV/m)	Over Limit (dB)	Polarization
5350.00	48.67	35.37	7.11	41.89	49.26	74.00	-24.74	Horizontal
5350.00	48.92	35.37	7.11	41.89	49.51	74.00	-24.49	Vertical
Detector: Average Value								
Frequency (MHz)	Read Level (dBuV/m)	Antenna Factor (dB)	Cable Loss (dB)	Preamp Factor (dB)	Level (dBuV/m)	Limit Line (dBuV/m)	Over Limit (dB)	Polarization
5350.00	38.27	35.37	7.11	41.89	38.86	54.00	-15.14	Horizontal
5350.00	38.54	35.37	7.11	41.89	39.13	54.00	-14.87	Vertical
Test channel: Lowest channel								
Detector: Peak Value								
Frequency (MHz)	Read Level (dBuV/m)	Antenna Factor (dB)	Cable Loss (dB)	Preamp Factor (dB)	Level (dBuV/m)	Limit Line (dBuV/m)	Over Limit (dB)	Polarization
5460.00	48.96	34.90	7.18	41.85	49.19	74.00	-24.81	Horizontal
5460.00	48.67	34.90	7.18	41.85	48.90	74.00	-25.10	Vertical
Detector: Average Value								
Frequency (MHz)	Read Level (dBuV/m)	Antenna Factor (dB)	Cable Loss (dB)	Preamp Factor (dB)	Level (dBuV/m)	Limit Line (dBuV/m)	Over Limit (dB)	Polarization
5460.00	38.73	34.90	7.18	41.85	38.96	54.00	-15.04	Horizontal
5460.00	38.64	34.90	7.18	41.85	38.87	54.00	-15.13	Vertical
Remark:								
1. <i>Final Level = Receiver Read level + Antenna Factor + Cable Loss – Preamplifier Factor.</i>								
2. <i>The emission levels of other frequencies are very lower than the limit and not show in test report.</i>								

Band 4 – 802.11ac(HT80)								
Test channel: Middle channel								
Detector: Peak Value								
Frequency (MHz)	Read Level (dBuV/m)	Antenna Factor (dB)	Cable Loss (dB)	Preamp Factor (dB)	Level (dBuV/m)	Limit Line (dBuV/m)	Over Limit (dB)	Polarization
5350.00	48.56	35.37	7.11	41.89	49.15	74.00	-24.85	Horizontal
5350.00	49.67	35.37	7.11	41.89	50.26	74.00	-23.74	Vertical
Detector: Average Value								
Frequency (MHz)	Read Level (dBuV/m)	Antenna Factor (dB)	Cable Loss (dB)	Preamp Factor (dB)	Level (dBuV/m)	Limit Line (dBuV/m)	Over Limit (dB)	Polarization
5350.00	38.56	35.37	7.11	41.89	39.15	54.00	-14.85	Horizontal
5350.00	38.97	35.37	7.11	41.89	39.56	54.00	-14.44	Vertical
Test channel: Middle channel								
Detector: Peak Value								
Frequency (MHz)	Read Level (dBuV/m)	Antenna Factor (dB)	Cable Loss (dB)	Preamp Factor (dB)	Level (dBuV/m)	Limit Line (dBuV/m)	Over Limit (dB)	Polarization
5460.00	48.74	34.90	7.18	41.85	48.97	74.00	-25.03	Horizontal
5460.00	48.96	34.90	7.18	41.85	49.19	74.00	-24.81	Vertical
Detector: Average Value								
Frequency (MHz)	Read Level (dBuV/m)	Antenna Factor (dB)	Cable Loss (dB)	Preamp Factor (dB)	Level (dBuV/m)	Limit Line (dBuV/m)	Over Limit (dB)	Polarization
5460.00	38.64	34.90	7.18	41.85	38.87	54.00	-15.13	Horizontal
5460.00	38.56	34.90	7.18	41.85	38.79	54.00	-15.21	Vertical
<i>Remark:</i>								
1. <i>Final Level = Receiver Read level + Antenna Factor + Cable Loss – Preamplifier Factor.</i>								
2. <i>The emission levels of other frequencies are very lower than the limit and not show in test report.</i>								

6.7.2 Unwanted Emissions out of the Restricted Bands

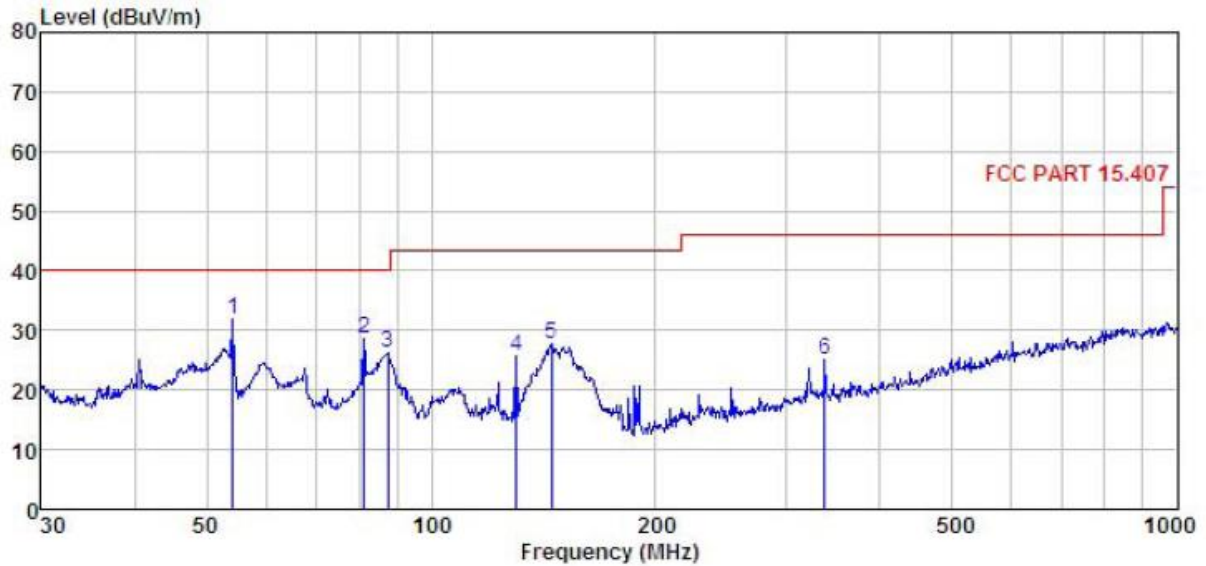
Test Requirement:	FCC Part15 C Section 15.209 and 15.205				
Test Frequency Range:	30MHz to 40GHz				
Test site:	Measurement Distance: 3m				
Receiver setup:	Frequency	Detector	RBW	VBW	Remark
	30MHz-1GHz	Quasi-peak	100kHz	300kHz	Quasi-peak Value
	Above 1GHz	Peak	1MHz	3MHz	Peak Value
RMS		1MHz	3MHz	Average Value	
Limit:	Frequency	Limit (dBuV/m @3m)		Remark	
	30MHz-88MHz	40.0		Quasi-peak Value	
	88MHz-216MHz	43.5		Quasi-peak Value	
	216MHz-960MHz	46.0		Quasi-peak Value	
	960MHz-1GHz	54.0		Quasi-peak Value	
	Above 1GHz	68.20		Peak Value	
54.00		Average Value			
<p>Remark:</p> <p>Above 1GHz limit:</p> <p>$E[dBuV/m] = EIRP[dBm] + 95.2 = 68.2 \text{ dBuV/m}$, for $EIRP[dBm] = -27dBm$.</p>					
Test Procedure:	<ol style="list-style-type: none"> The EUT was placed on the top of a rotating table 0.8m(below 1GHz)/1.5m(above 1GHz) above the ground at a 3 meter camber. The table was rotated 360 degrees to determine the position of the highest radiation. The EUT was set 3 meters away from the interference-receiving antenna, which was mounted on the top of a variable-height antenna tower. The antenna height is varied from one meter to four meters above the ground to determine the maximum value of the field strength. Both horizontal and vertical polarizations of the antenna are set to make the measurement. For each suspected emission, the EUT was arranged to its worst case and then the antenna was tuned to heights from 1 meter to 4 meters and the rota table was turned from 0 degrees to 360 degrees to find the maximum reading. The test-receiver system was set to Peak Detect Function and Specified Bandwidth with Maximum Hold Mode. If the emission level of the EUT in peak mode was 10dB lower than the limit specified, then testing could be stopped and the peak values of the EUT would be reported. Otherwise the emissions that did not have 10dB margin would be re-tested one by one using peak, quasi-peak or average method as specified and then reported in a data sheet. 				
Test setup:	<p>Below 1GHz</p>  <p>Above 1GHz</p>				

	
<p>Test Instruments:</p>	<p>Refer to section 5.10 for details</p>
<p>Test mode:</p>	<p>Refer to section 5.3 for details</p>
<p>Test results:</p>	<p>Passed</p>

Measurement Data (worst case):

Below 1GHz

Product Name:	Wireless Digital Terminal	Product Model:	S611G
Test By:	Mike	Test mode:	5G Wi-Fi Tx mode
Test Frequency:	30 MHz ~ 1 GHz	Polarization:	Vertical
Test Voltage:	AC 120/60Hz	Environment:	Temp: 24°C Humi: 57%

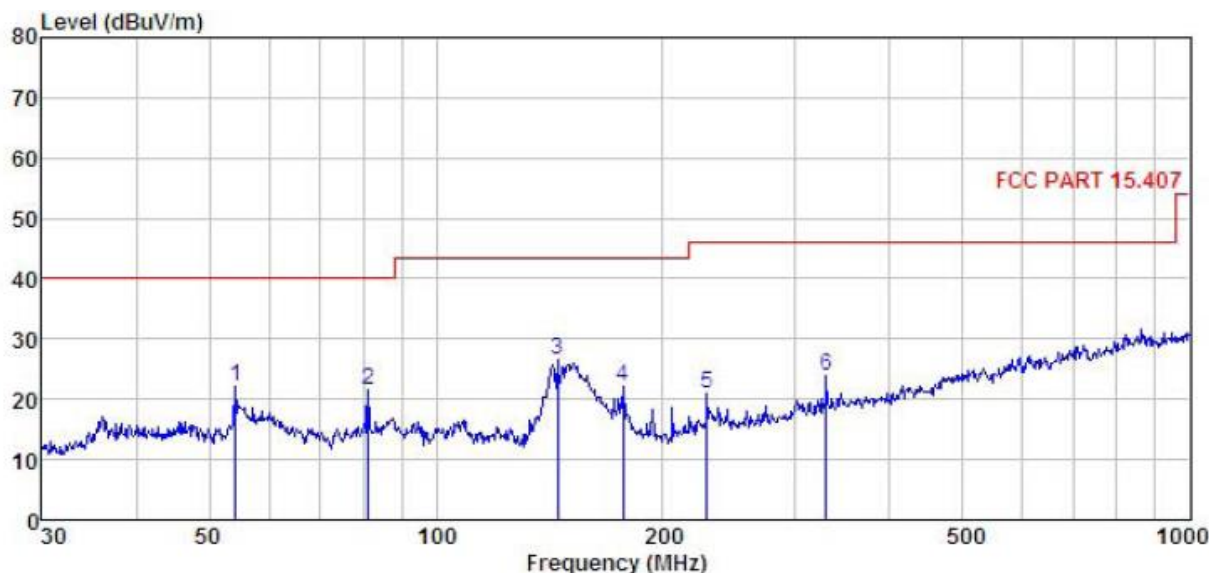


	ReadAntenna	Cable	Preamp	Level	Limit	Over	Remark		
Freq	Level	Loss	Factor	Level	Line	Limit			
MHz	dBuV	dB/m	dB	dB	dBuV/m	dBuV/m	dB		
1	54.261	48.64	11.67	1.34	29.80	31.85	40.00	-8.15	QP
2	81.212	48.72	7.84	1.69	29.63	28.62	40.00	-11.38	QP
3	87.418	44.45	9.35	1.96	29.58	26.18	40.00	-13.82	QP
4	129.923	42.57	10.17	2.28	29.33	25.69	43.50	-17.81	QP
5	144.842	45.21	9.20	2.45	29.25	27.61	43.50	-15.89	QP
6	337.216	36.24	14.36	3.06	28.53	25.13	46.00	-20.87	QP

Remark:

- Final Level = Receiver Read level + Antenna Factor + Cable Loss – Pre-amplifier Factor.
- The emission levels of other frequencies are very lower than the limit and not show in test report.

Product Name:	Wireless Digital Terminal	Product Model:	S611G
Test By:	Mike	Test mode:	5G Wi-Fi Tx mode
Test Frequency:	30 MHz ~ 1 GHz	Polarization:	Horizontal
Test Voltage:	AC 120/60Hz	Environment:	Temp: 24°C Humi: 57%



	ReadAntenna	Cable Preamp	Limit	Over	Remark			
Freq	Level	Factor	Loss	Factor	Level	Line	Limit	Remark
MHz	dBuV	dB/m	dB	dB	dBuV/m	dBuV/m	dB	
1	54.261	39.02	11.67	1.34	29.80	22.23	40.00	-17.77 QP
2	81.212	41.67	7.84	1.69	29.63	21.57	40.00	-18.43 QP
3	144.842	44.29	9.20	2.45	29.25	26.69	43.50	-16.81 QP
4	176.888	38.54	9.86	2.71	29.00	22.11	43.50	-21.39 QP
5	228.490	34.94	11.83	2.84	28.66	20.95	46.00	-25.05 QP
6	329.039	35.22	14.19	3.03	28.51	23.93	46.00	-22.07 QP

Remark:

1. Final Level = Receiver Read level + Antenna Factor + Cable Loss – Pre-amplifier Factor.
2. The emission levels of other frequencies are very lower than the limit and not show in test report.

Above 1GHz:

Band 1:

Band 1 – 802.11a								
Test channel: Lowest channel								
Detector: Peak Value								
Frequency (MHz)	Read Level (dBuV)	Antenna Factor (dB/m)	Cable Loss (dB)	Preamp Factor (dB)	Level (dBuV/m)	Limit Line (dBuV/m)	Over Limit (dB)	Polarization
10360.00	51.36	38.83	9.78	41.97	58.00	68.20	-10.20	Vertical
10360.00	50.37	38.83	9.78	41.97	57.01	68.20	-11.19	Horizontal
Detector: Average Value								
Frequency (MHz)	Read Level (dBuV)	Antenna Factor (dB/m)	Cable Loss (dB)	Preamp Factor (dB)	Level (dBuV/m)	Limit Line (dBuV/m)	Over Limit (dB)	Polarization
10360.00	40.06	38.83	9.78	41.97	46.70	54.00	-7.30	Vertical
10360.00	39.87	38.83	9.78	41.97	46.51	54.00	-7.49	Horizontal
Test channel: Middle channel								
Detector: Peak Value								
Frequency (MHz)	Read Level (dBuV)	Antenna Factor (dB/m)	Cable Loss (dB)	Preamp Factor (dB)	Level (dBuV/m)	Limit Line (dBuV/m)	Over Limit (dB)	Polarization
10400.00	51.23	38.87	9.85	41.95	58.00	68.20	-10.20	Vertical
10400.00	50.37	38.87	9.85	41.95	57.14	68.20	-11.06	Horizontal
Detector: Average Value								
Frequency (MHz)	Read Level (dBuV)	Antenna Factor (dB/m)	Cable Loss (dB)	Preamp Factor (dB)	Level (dBuV/m)	Limit Line (dBuV/m)	Over Limit (dB)	Polarization
10400.00	40.39	38.87	9.85	41.95	47.16	54.00	-6.84	Vertical
10400.00	40.15	38.87	9.85	41.95	46.92	54.00	-7.08	Horizontal
Test channel: Highest channel								
Detector: Peak Value								
Frequency (MHz)	Read Level (dBuV)	Antenna Factor (dB/m)	Cable Loss (dB)	Preamp Factor (dB)	Level (dBuV/m)	Limit Line (dBuV/m)	Over Limit (dB)	Polarization
10480.00	50.89	38.94	9.96	41.88	57.91	68.20	-10.29	Vertical
10480.00	50.67	38.94	9.96	41.88	57.69	68.20	-10.51	Horizontal
Detector: Average Value								
Frequency (MHz)	Read Level (dBuV)	Antenna Factor (dB/m)	Cable Loss (dB)	Preamp Factor (dB)	Level (dBuV/m)	Limit Line (dBuV/m)	Over Limit (dB)	Polarization
10480.00	40.03	38.94	9.96	41.88	47.05	54.00	-6.95	Vertical
10480.00	39.84	38.94	9.96	41.88	46.86	54.00	-7.14	Horizontal
Remark:								
1. Final Level = Receiver Read level + Antenna Factor + Cable Loss – Preamplifier Factor.								
2. The emission levels of other frequencies are very lower than the limit and not show in test report.								

Band 1 – 802.11n(HT20)								
Test channel: Lowest channel								
Detector: Peak Value								
Frequency (MHz)	Read Level (dBuV)	Antenna Factor (dB/m)	Cable Loss (dB)	Preamp Factor (dB)	Level (dBuV/m)	Limit Line (dBuV/m)	Over Limit (dB)	Polarization
10360.00	50.89	38.83	9.78	41.97	57.53	68.20	-10.67	Vertical
10360.00	50.34	38.83	9.78	41.97	56.98	68.20	-11.22	Horizontal
Detector: Average Value								
Frequency (MHz)	Read Level (dBuV)	Antenna Factor (dB/m)	Cable Loss (dB)	Preamp Factor (dB)	Level (dBuV/m)	Limit Line (dBuV/m)	Over Limit (dB)	Polarization
10360.00	40.29	38.83	9.78	41.97	46.93	54.00	-7.07	Vertical
10360.00	40.31	38.83	9.78	41.97	46.95	54.00	-7.05	Horizontal
Test channel: Middle channel								
Detector: Peak Value								
Frequency (MHz)	Read Level (dBuV)	Antenna Factor (dB/m)	Cable Loss (dB)	Preamp Factor (dB)	Level (dBuV/m)	Limit Line (dBuV/m)	Over Limit (dB)	Polarization
10400.00	50.92	38.87	9.85	41.95	57.69	68.20	-10.51	Vertical
10400.00	49.64	38.87	9.85	41.95	56.41	68.20	-11.79	Horizontal
Detector: Average Value								
Frequency (MHz)	Read Level (dBuV)	Antenna Factor (dB/m)	Cable Loss (dB)	Preamp Factor (dB)	Level (dBuV/m)	Limit Line (dBuV/m)	Over Limit (dB)	Polarization
10400.00	40.21	38.87	9.85	41.95	46.98	54.00	-7.02	Vertical
10400.00	38.87	38.87	9.85	41.95	45.64	54.00	-8.36	Horizontal
Test channel: Highest channel								
Detector: Peak Value								
Frequency (MHz)	Read Level (dBuV)	Antenna Factor (dB/m)	Cable Loss (dB)	Preamp Factor (dB)	Level (dBuV/m)	Limit Line (dBuV/m)	Over Limit (dB)	Polarization
10480.00	51.78	38.94	9.96	41.88	58.80	68.20	-9.40	Vertical
10480.00	50.62	38.94	9.96	41.88	57.64	68.20	-10.56	Horizontal
Detector: Average Value								
Frequency (MHz)	Read Level (dBuV)	Antenna Factor (dB/m)	Cable Loss (dB)	Preamp Factor (dB)	Level (dBuV/m)	Limit Line (dBuV/m)	Over Limit (dB)	Polarization
10480.00	41.34	38.94	9.96	41.88	48.36	54.00	-5.64	Vertical
10480.00	40.29	38.94	9.96	41.88	47.31	54.00	-6.69	Horizontal
Remark: 1. Final Level = Receiver Read level + Antenna Factor + Cable Loss – Pre-amplifier Factor. 2. The emission levels of other frequencies are very lower than the limit and not show in test report.								

Band 1 – 802.11n(HT40)								
Test channel: Lowest channel								
Detector: Peak Value								
Frequency (MHz)	Read Level (dBuV)	Antenna Factor (dB/m)	Cable Loss (dB)	Preamp Factor (dB)	Level (dBuV/m)	Limit Line (dBuV/m)	Over Limit (dB)	Polarization
10380.00	49.87	38.85	9.85	41.95	56.62	68.20	-11.58	Vertical
10380.00	49.46	38.85	9.85	41.95	56.21	68.20	-11.99	Horizontal
Detector: Average Value								
Frequency (MHz)	Read Level (dBuV)	Antenna Factor (dB/m)	Cable Loss (dB)	Preamp Factor (dB)	Level (dBuV/m)	Limit Line (dBuV/m)	Over Limit (dB)	Polarization
10380.00	41.21	38.85	9.85	41.95	47.96	54.00	-6.04	Vertical
10380.00	40.93	38.85	9.85	41.95	47.68	54.00	-6.32	Horizontal
Test channel: Highest channel								
Detector: Peak Value								
Frequency (MHz)	Read Level (dBuV)	Antenna Factor (dB/m)	Cable Loss (dB)	Preamp Factor (dB)	Level (dBuV/m)	Limit Line (dBuV/m)	Over Limit (dB)	Polarization
10460.00	49.62	38.92	9.92	41.90	56.56	68.20	-11.64	Vertical
10460.00	49.37	38.92	9.92	41.90	56.31	68.20	-11.89	Horizontal
Detector: Average Value								
Frequency (MHz)	Read Level (dBuV)	Antenna Factor (dB/m)	Cable Loss (dB)	Preamp Factor (dB)	Level (dBuV/m)	Limit Line (dBuV/m)	Over Limit (dB)	Polarization
10460.00	39.86	38.92	9.92	41.90	46.80	54.00	-7.20	Vertical
10460.00	39.78	38.92	9.92	41.90	46.72	54.00	-7.28	Horizontal
Remark: 1. Final Level = Receiver Read level + Antenna Factor + Cable Loss – Preamplifier Factor. 2. The emission levels of other frequencies are very lower than the limit and not show in test report.								

Band 1 – 802.11ac(HT20)								
Test channel: Lowest channel								
Detector: Peak Value								
Frequency (MHz)	Read Level (dBuV)	Antenna Factor (dB/m)	Cable Loss (dB)	Preamp Factor (dB)	Level (dBuV/m)	Limit Line (dBuV/m)	Over Limit (dB)	Polarization
10360.00	51.92	38.83	9.78	41.97	58.56	68.20	-9.64	Vertical
10360.00	49.87	38.83	9.78	41.97	56.51	68.20	-11.69	Horizontal
Detector: Average Value								
Frequency (MHz)	Read Level (dBuV)	Antenna Factor (dB/m)	Cable Loss (dB)	Preamp Factor (dB)	Level (dBuV/m)	Limit Line (dBuV/m)	Over Limit (dB)	Polarization
10360.00	42.86	38.83	9.78	41.97	49.50	54.00	-4.50	Vertical
10360.00	41.37	38.83	9.78	41.97	48.01	54.00	-5.99	Horizontal
Test channel: Middle channel								
Detector: Peak Value								
Frequency (MHz)	Read Level (dBuV)	Antenna Factor (dB/m)	Cable Loss (dB)	Preamp Factor (dB)	Level (dBuV/m)	Limit Line (dBuV/m)	Over Limit (dB)	Polarization
10400.00	51.78	38.87	9.85	41.95	58.55	68.20	-9.65	Vertical
10400.00	50.39	38.87	9.85	41.95	57.16	68.20	-11.04	Horizontal
Detector: Average Value								
Frequency (MHz)	Read Level (dBuV)	Antenna Factor (dB/m)	Cable Loss (dB)	Preamp Factor (dB)	Level (dBuV/m)	Limit Line (dBuV/m)	Over Limit (dB)	Polarization
10400.00	41.24	38.87	9.85	41.95	48.01	54.00	-5.99	Vertical
10400.00	40.39	38.87	9.85	41.95	47.16	54.00	-6.84	Horizontal
Test channel: Highest channel								
Detector: Peak Value								
Frequency (MHz)	Read Level (dBuV)	Antenna Factor (dB/m)	Cable Loss (dB)	Preamp Factor (dB)	Level (dBuV/m)	Limit Line (dBuV/m)	Over Limit (dB)	Polarization
10480.00	51.87	38.94	9.96	41.88	58.89	68.20	-9.31	Vertical
10480.00	50.62	38.94	9.96	41.88	57.64	68.20	-10.56	Horizontal
Detector: Average Value								
Frequency (MHz)	Read Level (dBuV)	Antenna Factor (dB/m)	Cable Loss (dB)	Preamp Factor (dB)	Level (dBuV/m)	Limit Line (dBuV/m)	Over Limit (dB)	Polarization
10480.00	41.38	38.94	9.96	41.88	48.40	54.00	-5.60	Vertical
10480.00	40.23	38.94	9.96	41.88	47.25	54.00	-6.75	Horizontal
<i>Remark:</i> 1. Final Level = Receiver Read level + Antenna Factor + Cable Loss – Preamplifier Factor. 2. The emission levels of other frequencies are very lower than the limit and not show in test report.								

Band 1 – 802.11ac(HT40)								
Test channel: Lowest channel								
Detector: Peak Value								
Frequency (MHz)	Read Level (dBuV)	Antenna Factor (dB/m)	Cable Loss (dB)	Preamp Factor (dB)	Level (dBuV/m)	Limit Line (dBuV/m)	Over Limit (dB)	Polarization
10380.00	51.74	38.85	9.85	41.95	58.49	68.20	-9.71	Vertical
10380.00	50.43	38.85	9.85	41.95	57.18	68.20	-11.02	Horizontal
Detector: Average Value								
Frequency (MHz)	Read Level (dBuV)	Antenna Factor (dB/m)	Cable Loss (dB)	Preamp Factor (dB)	Level (dBuV/m)	Limit Line (dBuV/m)	Over Limit (dB)	Polarization
10380.00	41.68	38.85	9.85	41.95	48.43	54.00	-5.57	Vertical
10380.00	40.53	38.85	9.85	41.95	47.28	54.00	-6.72	Horizontal
Test channel: Highest channel								
Detector: Peak Value								
Frequency (MHz)	Read Level (dBuV)	Antenna Factor (dB/m)	Cable Loss (dB)	Preamp Factor (dB)	Level (dBuV/m)	Limit Line (dBuV/m)	Over Limit (dB)	Polarization
10460.00	51.64	38.92	9.92	41.90	58.58	68.20	-9.62	Vertical
10460.00	50.49	38.92	9.92	41.90	57.43	68.20	-10.77	Horizontal
Detector: Average Value								
Frequency (MHz)	Read Level (dBuV)	Antenna Factor (dB/m)	Cable Loss (dB)	Preamp Factor (dB)	Level (dBuV/m)	Limit Line (dBuV/m)	Over Limit (dB)	Polarization
10460.00	41.38	38.92	9.92	41.90	48.32	54.00	-5.68	Vertical
10460.00	40.46	38.92	9.92	41.90	47.40	54.00	-6.60	Horizontal
<i>Remark:</i>								
1. <i>Final Level = Receiver Read level + Antenna Factor + Cable Loss – Preamplifier Factor.</i>								
2. <i>The emission levels of other frequencies are very lower than the limit and not show in test report.</i>								

Band 1 – 802.11ac(HT80)								
Test channel: Middle channel								
Detector: Peak Value								
Frequency (MHz)	Read Level (dBuV)	Antenna Factor (dB/m)	Cable Loss (dB)	Preamp Factor (dB)	Level (dBuV/m)	Limit Line (dBuV/m)	Over Limit (dB)	Polarization
10420.00	49.02	38.89	9.89	41.97	55.83	68.20	-12.37	Vertical
10420.00	48.91	38.89	9.89	41.97	55.72	68.20	-12.48	Horizontal
Detector: Average Value								
Frequency (MHz)	Read Level (dBuV)	Antenna Factor (dB/m)	Cable Loss (dB)	Preamp Factor (dB)	Level (dBuV/m)	Limit Line (dBuV/m)	Over Limit (dB)	Polarization
10420.00	38.46	38.89	9.89	41.97	45.27	54.00	-8.73	Vertical
10420.00	38.31	38.89	9.89	41.97	45.12	54.00	-8.88	Horizontal
Remark: 1. Final Level = Receiver Read level + Antenna Factor + Cable Loss – Preamplifier Factor. 2. The emission levels of other frequencies are very lower than the limit and not show in test report.								

Band 2:

Band 2 – 802.11a								
Test channel: Lowest channel								
Detector: Peak Value								
Frequency (MHz)	Read Level (dBuV)	Antenna Factor (dB/m)	Cable Loss (dB)	Preamp Factor (dB)	Level (dBuV/m)	Limit Line (dBuV/m)	Over Limit (dB)	Polarization
10520.00	51.89	38.00	10.03	41.85	58.07	68.20	-10.13	Vertical
10520.00	51.24	38.97	10.03	41.85	58.39	68.20	-9.81	Horizontal
Detector: Average Value								
Frequency (MHz)	Read Level (dBuV)	Antenna Factor (dB/m)	Cable Loss (dB)	Preamp Factor (dB)	Level (dBuV/m)	Limit Line (dBuV/m)	Over Limit (dB)	Polarization
10520.00	42.64	38.97	10.03	41.85	49.79	54.00	-4.21	Vertical
10520.00	42.06	38.97	10.03	41.85	49.21	54.00	-4.79	Horizontal
Test channel: Middle channel								
Detector: Peak Value								
Frequency (MHz)	Read Level (dBuV)	Antenna Factor (dB/m)	Cable Loss (dB)	Preamp Factor (dB)	Level (dBuV/m)	Limit Line (dBuV/m)	Over Limit (dB)	Polarization
10600.00	51.97	39.06	10.16	41.95	59.24	68.20	-8.96	Vertical
10600.00	51.68	39.06	10.16	41.95	58.95	68.20	-9.25	Horizontal
Detector: Average Value								
Frequency (MHz)	Read Level (dBuV)	Antenna Factor (dB/m)	Cable Loss (dB)	Preamp Factor (dB)	Level (dBuV/m)	Limit Line (dBuV/m)	Over Limit (dB)	Polarization
10600.00	42.47	39.06	10.16	41.95	49.74	54.00	-4.26	Vertical
10600.00	41.56	39.06	10.16	41.95	48.83	54.00	-5.17	Horizontal
Test channel: Highest channel								
Detector: Peak Value								
Frequency (MHz)	Read Level (dBuV)	Antenna Factor (dB/m)	Cable Loss (dB)	Preamp Factor (dB)	Level (dBuV/m)	Limit Line (dBuV/m)	Over Limit (dB)	Polarization
10640.00	51.84	39.09	10.22	41.98	59.17	68.20	-9.03	Vertical
10640.00	50.26	39.09	10.22	41.98	57.59	68.20	-10.61	Horizontal
Detector: Average Value								
Frequency (MHz)	Read Level (dBuV)	Antenna Factor (dB/m)	Cable Loss (dB)	Preamp Factor (dB)	Level (dBuV/m)	Limit Line (dBuV/m)	Over Limit (dB)	Polarization
10640.00	42.64	39.09	10.22	41.98	49.97	54.00	-4.03	Vertical
10640.00	41.59	39.09	10.22	41.98	48.92	54.00	-5.08	Horizontal
Remark: 1. Final Level = Receiver Read level + Antenna Factor + Cable Loss – Preamplifier Factor. 2. The emission levels of other frequencies are very lower than the limit and not show in test report.								

Band 2 – 802.11n(HT20)								
Test channel: Lowest channel								
Detector: Peak Value								
Frequency (MHz)	Read Level (dBuV)	Antenna Factor (dB/m)	Cable Loss (dB)	Preamp Factor (dB)	Level (dBuV/m)	Limit Line (dBuV/m)	Over Limit (dB)	Polarization
10520.00	52.47	38.97	10.03	41.85	59.62	68.20	-8.58	Vertical
10520.00	51.86	38.97	10.03	41.85	59.01	68.20	-9.19	Horizontal
Detector: Average Value								
Frequency (MHz)	Read Level (dBuV)	Antenna Factor (dB/m)	Cable Loss (dB)	Preamp Factor (dB)	Level (dBuV/m)	Limit Line (dBuV/m)	Over Limit (dB)	Polarization
10520.00	42.16	38.97	10.03	41.85	49.31	54.00	-4.69	Vertical
10520.00	40.98	38.97	10.03	41.85	48.13	54.00	-5.87	Horizontal
Test channel: Middle channel								
Detector: Peak Value								
Frequency (MHz)	Read Level (dBuV)	Antenna Factor (dB/m)	Cable Loss (dB)	Preamp Factor (dB)	Level (dBuV/m)	Limit Line (dBuV/m)	Over Limit (dB)	Polarization
10600.00	51.94	39.06	10.16	41.95	59.21	68.20	-8.99	Vertical
10600.00	50.48	39.06	10.16	41.95	57.75	68.20	-10.45	Horizontal
Detector: Average Value								
Frequency (MHz)	Read Level (dBuV)	Antenna Factor (dB/m)	Cable Loss (dB)	Preamp Factor (dB)	Level (dBuV/m)	Limit Line (dBuV/m)	Over Limit (dB)	Polarization
10600.00	41.98	39.06	10.16	41.95	49.25	54.00	-4.75	Vertical
10600.00	40.67	39.06	10.16	41.95	47.94	54.00	-6.06	Horizontal
Test channel: Highest channel								
Detector: Peak Value								
Frequency (MHz)	Read Level (dBuV)	Antenna Factor (dB/m)	Cable Loss (dB)	Preamp Factor (dB)	Level (dBuV/m)	Limit Line (dBuV/m)	Over Limit (dB)	Polarization
10640.00	52.06	39.09	10.22	41.98	59.39	68.20	-8.81	Vertical
10640.00	51.64	39.09	10.22	41.98	58.97	68.20	-9.23	Horizontal
Detector: Average Value								
Frequency (MHz)	Read Level (dBuV)	Antenna Factor (dB/m)	Cable Loss (dB)	Preamp Factor (dB)	Level (dBuV/m)	Limit Line (dBuV/m)	Over Limit (dB)	Polarization
10640.00	42.23	39.09	10.22	41.98	49.56	54.00	-4.44	Vertical
10640.00	41.24	39.09	10.22	41.98	48.57	54.00	-5.43	Horizontal
Remark: 1. Final Level = Receiver Read level + Antenna Factor + Cable Loss – Pre-amplifier Factor. 2. The emission levels of other frequencies are very lower than the limit and not show in test report.								

Band 2 – 802.11n(HT40)								
Test channel: Lowest channel								
Detector: Peak Value								
Frequency (MHz)	Read Level (dBuV)	Antenna Factor (dB/m)	Cable Loss (dB)	Preamp Factor (dB)	Level (dBuV/m)	Limit Line (dBuV/m)	Over Limit (dB)	Polarization
10540.00	51.46	39.00	10.06	41.90	58.62	68.20	-9.58	Vertical
10540.00	50.68	39.00	10.06	41.90	57.84	68.20	-10.36	Horizontal
Detector: Average Value								
Frequency (MHz)	Read Level (dBuV)	Antenna Factor (dB/m)	Cable Loss (dB)	Preamp Factor (dB)	Level (dBuV/m)	Limit Line (dBuV/m)	Over Limit (dB)	Polarization
10540.00	41.52	39.00	10.06	41.90	48.68	54.00	-5.32	Vertical
10540.00	40.89	39.00	10.06	41.90	48.05	54.00	-5.95	Horizontal
Test channel: Highest channel								
Detector: Peak Value								
Frequency (MHz)	Read Level (dBuV)	Antenna Factor (dB/m)	Cable Loss (dB)	Preamp Factor (dB)	Level (dBuV/m)	Limit Line (dBuV/m)	Over Limit (dB)	Polarization
10620.00	51.97	39.07	10.17	41.96	59.25	68.20	-8.95	Vertical
10620.00	50.43	39.07	10.17	41.96	57.71	68.20	-10.49	Horizontal
Detector: Average Value								
Frequency (MHz)	Read Level (dBuV)	Antenna Factor (dB/m)	Cable Loss (dB)	Preamp Factor (dB)	Level (dBuV/m)	Limit Line (dBuV/m)	Over Limit (dB)	Polarization
10620.00	51.64	39.07	10.17	41.96	58.92	54.00	4.92	Vertical
10620.00	40.29	39.07	10.17	41.96	47.57	54.00	-6.43	Horizontal
Remark:								
1. <i>Final Level = Receiver Read level + Antenna Factor + Cable Loss – Preamplifier Factor.</i>								
2. <i>The emission levels of other frequencies are very lower than the limit and not show in test report.</i>								

Band 2 – 802.11ac(HT20)								
Test channel: Lowest channel								
Detector: Peak Value								
Frequency (MHz)	Read Level (dBuV)	Antenna Factor (dB/m)	Cable Loss (dB)	Preamp Factor (dB)	Level (dBuV/m)	Limit Line (dBuV/m)	Over Limit (dB)	Polarization
10520.00	51.79	38.97	10.03	41.85	58.94	68.20	-9.26	Vertical
10520.00	50.98	38.97	10.03	41.85	58.13	68.20	-10.07	Horizontal
Detector: Average Value								
Frequency (MHz)	Read Level (dBuV)	Antenna Factor (dB/m)	Cable Loss (dB)	Preamp Factor (dB)	Level (dBuV/m)	Limit Line (dBuV/m)	Over Limit (dB)	Polarization
10520.00	42.78	38.97	10.03	41.85	49.93	54.00	-4.07	Vertical
10520.00	41.32	38.97	10.03	41.85	48.47	54.00	-5.53	Horizontal
Test channel: Middle channel								
Detector: Peak Value								
Frequency (MHz)	Read Level (dBuV)	Antenna Factor (dB/m)	Cable Loss (dB)	Preamp Factor (dB)	Level (dBuV/m)	Limit Line (dBuV/m)	Over Limit (dB)	Polarization
10600.00	51.89	39.06	10.16	41.95	59.16	68.20	-9.04	Vertical
10600.00	51.24	39.06	10.16	41.95	58.51	68.20	-9.69	Horizontal
Detector: Average Value								
Frequency (MHz)	Read Level (dBuV)	Antenna Factor (dB/m)	Cable Loss (dB)	Preamp Factor (dB)	Level (dBuV/m)	Limit Line (dBuV/m)	Over Limit (dB)	Polarization
10600.00	42.23	39.06	10.16	41.95	49.50	54.00	-4.50	Vertical
10600.00	41.39	39.06	10.16	41.95	48.66	54.00	-5.34	Horizontal
Test channel: Highest channel								
Detector: Peak Value								
Frequency (MHz)	Read Level (dBuV)	Antenna Factor (dB/m)	Cable Loss (dB)	Preamp Factor (dB)	Level (dBuV/m)	Limit Line (dBuV/m)	Over Limit (dB)	Polarization
10640.00	51.47	39.09	10.22	41.98	58.80	68.20	-9.40	Vertical
10640.00	50.42	39.09	10.22	41.98	57.75	68.20	-10.45	Horizontal
Detector: Average Value								
Frequency (MHz)	Read Level (dBuV)	Antenna Factor (dB/m)	Cable Loss (dB)	Preamp Factor (dB)	Level (dBuV/m)	Limit Line (dBuV/m)	Over Limit (dB)	Polarization
10640.00	42.65	39.09	10.22	41.98	49.98	54.00	-4.02	Vertical
10640.00	41.43	39.09	10.22	41.98	48.76	54.00	-5.24	Horizontal
<p>Remark:</p> <ol style="list-style-type: none"> Final Level = Receiver Read level + Antenna Factor + Cable Loss – Preamplifier Factor. The emission levels of other frequencies are very lower than the limit and not show in test report. 								

Band 2 – 802.11ac(HT40)								
Test channel: Lowest channel								
Detector: Peak Value								
Frequency (MHz)	Read Level (dBuV)	Antenna Factor (dB/m)	Cable Loss (dB)	Preamp Factor (dB)	Level (dBuV/m)	Limit Line (dBuV/m)	Over Limit (dB)	Polarization
10540.00	51.89	39.00	10.06	41.90	59.05	68.20	-9.15	Vertical
10540.00	51.37	39.00	10.06	41.90	58.53	68.20	-9.67	Horizontal
Detector: Average Value								
Frequency (MHz)	Read Level (dBuV)	Antenna Factor (dB/m)	Cable Loss (dB)	Preamp Factor (dB)	Level (dBuV/m)	Limit Line (dBuV/m)	Over Limit (dB)	Polarization
10540.00	42.09	39.00	10.06	41.90	49.25	54.00	-4.75	Vertical
10540.00	41.23	39.00	10.06	41.90	48.39	54.00	-5.61	Horizontal
Test channel: Highest channel								
Detector: Peak Value								
Frequency (MHz)	Read Level (dBuV)	Antenna Factor (dB/m)	Cable Loss (dB)	Preamp Factor (dB)	Level (dBuV/m)	Limit Line (dBuV/m)	Over Limit (dB)	Polarization
10620.00	51.49	39.07	10.17	41.96	58.77	68.20	-9.43	Vertical
10620.00	51.34	39.07	10.17	41.96	58.62	68.20	-9.58	Horizontal
Detector: Average Value								
Frequency (MHz)	Read Level (dBuV)	Antenna Factor (dB/m)	Cable Loss (dB)	Preamp Factor (dB)	Level (dBuV/m)	Limit Line (dBuV/m)	Over Limit (dB)	Polarization
10620.00	41.87	39.07	10.17	41.96	49.15	54.00	-4.85	Vertical
10620.00	40.06	39.07	10.17	41.96	47.34	54.00	-6.66	Horizontal
<i>Remark:</i>								
1. <i>Final Level = Receiver Read level + Antenna Factor + Cable Loss – Preamplifier Factor.</i>								
2. <i>The emission levels of other frequencies are very lower than the limit and not show in test report.</i>								

Band 2 – 802.11ac(HT80)								
Test channel: Middle channel								
Detector: Peak Value								
Frequency (MHz)	Read Level (dBuV)	Antenna Factor (dB/m)	Cable Loss (dB)	Preamp Factor (dB)	Level (dBuV/m)	Limit Line (dBuV/m)	Over Limit (dB)	Polarization
10580.00	50.89	39.04	10.10	41.92	58.11	68.20	-10.09	Vertical
10580.00	50.34	39.04	10.10	41.92	57.56	68.20	-10.64	Horizontal
Detector: Average Value								
Frequency (MHz)	Read Level (dBuV)	Antenna Factor (dB/m)	Cable Loss (dB)	Preamp Factor (dB)	Level (dBuV/m)	Limit Line (dBuV/m)	Over Limit (dB)	Polarization
10580.00	40.91	39.04	10.10	41.92	48.13	54.00	-5.87	Vertical
10580.00	40.36	39.04	10.10	41.92	47.58	54.00	-6.42	Horizontal
<p><i>Remark:</i></p> <ol style="list-style-type: none"> <i>Final Level = Receiver Read level + Antenna Factor + Cable Loss – Preamplifier Factor.</i> <i>The emission levels of other frequencies are very lower than the limit and not show in test report.</i> 								

Band 3:

Band 3 – 802.11a								
Test channel: Lowest channel								
Detector: Peak Value								
Frequency (MHz)	Read Level (dBuV)	Antenna Factor (dB/m)	Cable Loss (dB)	Preamp Factor (dB)	Level (dBuV/m)	Limit Line (dBuV/m)	Over Limit (dB)	Polarization
11000.00	51.84	39.40	10.91	42.34	59.81	68.20	-8.39	Vertical
11000.00	51.43	39.40	10.91	42.34	59.40	68.20	-8.80	Horizontal
Detector: Average Value								
Frequency (MHz)	Read Level (dBuV)	Antenna Factor (dB/m)	Cable Loss (dB)	Preamp Factor (dB)	Level (dBuV/m)	Limit Line (dBuV/m)	Over Limit (dB)	Polarization
11000.00	41.62	39.40	10.91	42.34	49.59	54.00	-4.41	Vertical
11000.00	40.89	39.40	10.91	42.34	48.86	54.00	-5.14	Horizontal
Test channel: Middle channel								
Detector: Peak Value								
Frequency (MHz)	Read Level (dBuV)	Antenna Factor (dB/m)	Cable Loss (dB)	Preamp Factor (dB)	Level (dBuV/m)	Limit Line (dBuV/m)	Over Limit (dB)	Polarization
11200.00	51.37	39.44	10.87	42.32	59.36	68.20	-8.84	Vertical
11200.00	50.96	39.44	10.87	42.32	58.95	68.20	-9.25	Horizontal
Detector: Average Value								
Frequency (MHz)	Read Level (dBuV)	Antenna Factor (dB/m)	Cable Loss (dB)	Preamp Factor (dB)	Level (dBuV/m)	Limit Line (dBuV/m)	Over Limit (dB)	Polarization
11200.00	41.89	39.44	10.87	42.32	49.88	54.00	-4.12	Vertical
11200.00	41.24	39.44	10.87	42.32	49.23	54.00	-4.77	Horizontal
Test channel: Highest channel								
Detector: Peak Value								
Frequency (MHz)	Read Level (dBuV)	Antenna Factor (dB/m)	Cable Loss (dB)	Preamp Factor (dB)	Level (dBuV/m)	Limit Line (dBuV/m)	Over Limit (dB)	Polarization
11400.00	51.43	39.48	10.83	42.30	59.44	68.20	-8.76	Vertical
11400.00	50.67	39.48	10.83	42.30	58.68	68.20	-9.52	Horizontal
Detector: Average Value								
Frequency (MHz)	Read Level (dBuV)	Antenna Factor (dB/m)	Cable Loss (dB)	Preamp Factor (dB)	Level (dBuV/m)	Limit Line (dBuV/m)	Over Limit (dB)	Polarization
11400.00	41.38	39.48	10.83	42.30	49.39	54.00	-4.61	Vertical
11400.00	40.37	39.48	10.83	42.30	48.38	54.00	-5.62	Horizontal
<i>Remark:</i>								
1. Final Level = Receiver Read level + Antenna Factor + Cable Loss – Preamplifier Factor.								
2. The emission levels of other frequencies are very lower than the limit and not show in test report.								

Band 3 – 802.11n(HT20)								
Test channel: Lowest channel								
Detector: Peak Value								
Frequency (MHz)	Read Level (dBuV)	Antenna Factor (dB/m)	Cable Loss (dB)	Preamp Factor (dB)	Level (dBuV/m)	Limit Line (dBuV/m)	Over Limit (dB)	Polarization
11000.00	51.62	39.40	10.91	42.34	59.59	68.20	-8.61	Vertical
11000.00	51.49	39.40	10.91	42.34	59.46	68.20	-8.74	Horizontal
Detector: Average Value								
Frequency (MHz)	Read Level (dBuV)	Antenna Factor (dB/m)	Cable Loss (dB)	Preamp Factor (dB)	Level (dBuV/m)	Limit Line (dBuV/m)	Over Limit (dB)	Polarization
11000.00	41.34	39.40	10.91	42.34	49.31	54.00	-4.69	Vertical
11000.00	40.83	39.40	10.91	42.34	48.80	54.00	-5.20	Horizontal
Test channel: Middle channel								
Detector: Peak Value								
Frequency (MHz)	Read Level (dBuV)	Antenna Factor (dB/m)	Cable Loss (dB)	Preamp Factor (dB)	Level (dBuV/m)	Limit Line (dBuV/m)	Over Limit (dB)	Polarization
11200.00	51.24	39.44	10.87	42.32	59.23	68.20	-8.97	Vertical
11200.00	50.91	39.44	10.87	42.32	58.90	68.20	-9.30	Horizontal
Detector: Average Value								
Frequency (MHz)	Read Level (dBuV)	Antenna Factor (dB/m)	Cable Loss (dB)	Preamp Factor (dB)	Level (dBuV/m)	Limit Line (dBuV/m)	Over Limit (dB)	Polarization
11200.00	41.79	39.44	10.87	42.32	49.78	54.00	-4.22	Vertical
11200.00	40.06	39.44	10.87	42.32	48.05	54.00	-5.95	Horizontal
Test channel: Highest channel								
Detector: Peak Value								
Frequency (MHz)	Read Level (dBuV)	Antenna Factor (dB/m)	Cable Loss (dB)	Preamp Factor (dB)	Level (dBuV/m)	Limit Line (dBuV/m)	Over Limit (dB)	Polarization
11400.00	51.37	39.48	10.83	42.30	59.38	68.20	-8.82	Vertical
11400.00	50.49	39.48	10.83	42.30	58.50	68.20	-9.70	Horizontal
Detector: Average Value								
Frequency (MHz)	Read Level (dBuV)	Antenna Factor (dB/m)	Cable Loss (dB)	Preamp Factor (dB)	Level (dBuV/m)	Limit Line (dBuV/m)	Over Limit (dB)	Polarization
11400.00	42.34	39.48	10.83	42.30	50.35	54.00	-3.65	Vertical
11400.00	40.27	39.48	10.83	42.30	48.28	54.00	-5.72	Horizontal
Remark: 1. Final Level = Receiver Read level + Antenna Factor + Cable Loss – Pre-amplifier Factor. 2. The emission levels of other frequencies are very lower than the limit and not show in test report.								

Band 3 – 802.11n(HT40)								
Test channel: Lowest channel								
Detector: Peak Value								
Frequency (MHz)	Read Level (dBuV)	Antenna Factor (dB/m)	Cable Loss (dB)	Preamp Factor (dB)	Level (dBuV/m)	Limit Line (dBuV/m)	Over Limit (dB)	Polarization
11020.00	51.74	39.42	10.90	42.34	59.72	68.20	-8.48	Vertical
11020.00	51.46	39.42	10.90	42.34	59.44	68.20	-8.76	Horizontal
Detector: Average Value								
Frequency (MHz)	Read Level (dBuV)	Antenna Factor (dB/m)	Cable Loss (dB)	Preamp Factor (dB)	Level (dBuV/m)	Limit Line (dBuV/m)	Over Limit (dB)	Polarization
11020.00	40.87	39.42	10.90	42.34	48.85	54.00	-5.15	Vertical
11020.00	40.49	39.42	10.90	42.34	48.47	54.00	-5.53	Horizontal
Test channel: Middle channel								
Detector: Peak Value								
Frequency (MHz)	Read Level (dBuV)	Antenna Factor (dB/m)	Cable Loss (dB)	Preamp Factor (dB)	Level (dBuV/m)	Limit Line (dBuV/m)	Over Limit (dB)	Polarization
11180.00	50.64	39.43	10.91	42.33	58.65	68.20	-9.55	Vertical
11180.00	50.89	39.43	10.91	42.33	58.90	68.20	-9.30	Horizontal
Detector: Average Value								
Frequency (MHz)	Read Level (dBuV)	Antenna Factor (dB/m)	Cable Loss (dB)	Preamp Factor (dB)	Level (dBuV/m)	Limit Line (dBuV/m)	Over Limit (dB)	Polarization
11180.00	40.47	39.43	10.91	42.33	48.48	54.00	-5.52	Vertical
11180.00	40.26	39.43	10.91	42.33	48.27	54.00	-5.73	Horizontal
Test channel: Highest channel								
Detector: Peak Value								
Frequency (MHz)	Read Level (dBuV)	Antenna Factor (dB/m)	Cable Loss (dB)	Preamp Factor (dB)	Level (dBuV/m)	Limit Line (dBuV/m)	Over Limit (dB)	Polarization
11340.00	51.42	39.46	10.85	42.31	59.42	68.20	-8.78	Vertical
11340.00	50.89	39.46	10.85	42.31	58.89	68.20	-9.31	Horizontal
Detector: Average Value								
Frequency (MHz)	Read Level (dBuV)	Antenna Factor (dB/m)	Cable Loss (dB)	Preamp Factor (dB)	Level (dBuV/m)	Limit Line (dBuV/m)	Over Limit (dB)	Polarization
11340.00	41.67	39.46	10.85	42.31	49.67	54.00	-4.33	Vertical
11340.00	40.85	39.46	10.85	42.31	48.85	54.00	-5.15	Horizontal
Remark: 1. Final Level = Receiver Read level + Antenna Factor + Cable Loss – Preamplifier Factor. 2. The emission levels of other frequencies are very lower than the limit and not show in test report.								

Band 3 – 802.11ac(HT20)								
Test channel: Lowest channel								
Detector: Peak Value								
Frequency (MHz)	Read Level (dBuV)	Antenna Factor (dB/m)	Cable Loss (dB)	Preamp Factor (dB)	Level (dBuV/m)	Limit Line (dBuV/m)	Over Limit (dB)	Polarization
11000.00	51.84	39.40	10.91	42.34	59.81	68.20	-8.39	Vertical
11000.00	51.36	39.40	10.91	42.34	59.33	68.20	-8.87	Horizontal
Detector: Average Value								
Frequency (MHz)	Read Level (dBuV)	Antenna Factor (dB/m)	Cable Loss (dB)	Preamp Factor (dB)	Level (dBuV/m)	Limit Line (dBuV/m)	Over Limit (dB)	Polarization
11000.00	41.16	39.40	10.91	42.34	49.13	54.00	-4.87	Vertical
11000.00	41.38	39.40	10.91	42.34	49.35	54.00	-4.65	Horizontal
Test channel: Middle channel								
Detector: Peak Value								
Frequency (MHz)	Read Level (dBuV)	Antenna Factor (dB/m)	Cable Loss (dB)	Preamp Factor (dB)	Level (dBuV/m)	Limit Line (dBuV/m)	Over Limit (dB)	Polarization
11200.00	51.79	39.44	10.87	42.32	59.78	68.20	-8.42	Vertical
11200.00	51.36	39.44	10.87	42.32	59.35	68.20	-8.85	Horizontal
Detector: Average Value								
Frequency (MHz)	Read Level (dBuV)	Antenna Factor (dB/m)	Cable Loss (dB)	Preamp Factor (dB)	Level (dBuV/m)	Limit Line (dBuV/m)	Over Limit (dB)	Polarization
11200.00	41.25	39.44	10.87	42.32	49.24	54.00	-4.76	Vertical
11200.00	40.87	39.44	10.87	42.32	48.86	54.00	-5.14	Horizontal
Test channel: Highest channel								
Detector: Peak Value								
Frequency (MHz)	Read Level (dBuV)	Antenna Factor (dB/m)	Cable Loss (dB)	Preamp Factor (dB)	Level (dBuV/m)	Limit Line (dBuV/m)	Over Limit (dB)	Polarization
11400.00	51.46	39.48	10.83	42.30	59.47	68.20	-8.73	Vertical
11400.00	51.37	39.48	10.83	42.30	59.38	68.20	-8.82	Horizontal
Detector: Average Value								
Frequency (MHz)	Read Level (dBuV)	Antenna Factor (dB/m)	Cable Loss (dB)	Preamp Factor (dB)	Level (dBuV/m)	Limit Line (dBuV/m)	Over Limit (dB)	Polarization
11400.00	41.54	39.48	10.83	42.30	49.55	54.00	-4.45	Vertical
11400.00	41.38	39.48	10.83	42.30	49.39	54.00	-4.61	Horizontal
<i>Remark:</i> 1. Final Level = Receiver Read level + Antenna Factor + Cable Loss – Pre-amplifier Factor. 2. The emission levels of other frequencies are very lower than the limit and not show in test report.								

Band 3 – 802.11ac(HT40)								
Test channel: Lowest channel								
Detector: Peak Value								
Frequency (MHz)	Read Level (dBuV)	Antenna Factor (dB/m)	Cable Loss (dB)	Preamp Factor (dB)	Level (dBuV/m)	Limit Line (dBuV/m)	Over Limit (dB)	Polarization
11020.00	51.49	39.42	10.90	42.34	59.47	68.20	-8.73	Vertical
11020.00	51.34	39.42	10.90	42.34	59.32	68.20	-8.88	Horizontal
Detector: Average Value								
Frequency (MHz)	Read Level (dBuV)	Antenna Factor (dB/m)	Cable Loss (dB)	Preamp Factor (dB)	Level (dBuV/m)	Limit Line (dBuV/m)	Over Limit (dB)	Polarization
11020.00	41.26	39.42	10.90	42.34	49.24	54.00	-4.76	Vertical
11020.00	41.37	39.42	10.90	42.34	49.35	54.00	-4.65	Horizontal
Test channel: Middle channel								
Detector: Peak Value								
Frequency (MHz)	Read Level (dBuV)	Antenna Factor (dB/m)	Cable Loss (dB)	Preamp Factor (dB)	Level (dBuV/m)	Limit Line (dBuV/m)	Over Limit (dB)	Polarization
11180.00	50.89	39.43	10.91	42.33	58.90	68.20	-9.30	Vertical
11180.00	50.31	39.43	10.91	42.33	58.32	68.20	-9.88	Horizontal
Detector: Average Value								
Frequency (MHz)	Read Level (dBuV)	Antenna Factor (dB/m)	Cable Loss (dB)	Preamp Factor (dB)	Level (dBuV/m)	Limit Line (dBuV/m)	Over Limit (dB)	Polarization
11180.00	40.98	39.43	10.91	42.33	48.99	54.00	-5.01	Vertical
11180.00	39.86	39.43	10.91	42.33	47.87	54.00	-6.13	Horizontal
Test channel: Highest channel								
Detector: Peak Value								
Frequency (MHz)	Read Level (dBuV)	Antenna Factor (dB/m)	Cable Loss (dB)	Preamp Factor (dB)	Level (dBuV/m)	Limit Line (dBuV/m)	Over Limit (dB)	Polarization
11340.00	51.97	39.46	10.85	42.31	59.97	68.20	-8.23	Vertical
11340.00	50.32	39.46	10.85	42.31	58.32	68.20	-9.88	Horizontal
Detector: Average Value								
Frequency (MHz)	Read Level (dBuV)	Antenna Factor (dB/m)	Cable Loss (dB)	Preamp Factor (dB)	Level (dBuV/m)	Limit Line (dBuV/m)	Over Limit (dB)	Polarization
11340.00	41.67	39.46	10.85	42.31	49.67	54.00	-4.33	Vertical
11340.00	41.26	39.46	10.85	42.31	49.26	54.00	-4.74	Horizontal
Remark: 1. Final Level = Receiver Read level + Antenna Factor + Cable Loss – Pre-amplifier Factor. 2. The emission levels of other frequencies are very lower than the limit and not show in test report.								

Band 3 – 802.11ac(HT80)								
Test channel: Middle channel								
Detector: Peak Value								
Frequency (MHz)	Read Level (dBuV)	Antenna Factor (dB/m)	Cable Loss (dB)	Preamp Factor (dB)	Level (dBuV/m)	Limit Line (dBuV/m)	Over Limit (dB)	Polarization
11220.00	50.91	39.45	10.86	42.32	58.90	68.20	-9.30	Vertical
11220.00	50.73	39.45	10.86	42.32	58.72	68.20	-9.48	Horizontal
Detector: Average Value								
Frequency (MHz)	Read Level (dBuV)	Antenna Factor (dB/m)	Cable Loss (dB)	Preamp Factor (dB)	Level (dBuV/m)	Limit Line (dBuV/m)	Over Limit (dB)	Polarization
11220.00	40.68	39.45	10.86	42.32	48.67	54.00	-5.33	Vertical
11220.00	40.26	39.45	10.86	42.32	48.25	54.00	-5.75	Horizontal
<i>Remark:</i> 1. <i>Final Level = Receiver Read level + Antenna Factor + Cable Loss – Preamplifier Factor.</i> 2. <i>The emission levels of other frequencies are very lower than the limit and not show in test report.</i>								

Band 4:

Band 4 – 802.11a								
Test channel: Lowest channel								
Detector: Peak Value								
Frequency (MHz)	Read Level (dBuV)	Antenna Factor (dB/m)	Cable Loss (dB)	Preamp Factor (dB)	Level (dBuV/m)	Limit Line (dBuV/m)	Over Limit (dB)	Polarization
11490.00	52.26	39.50	10.81	42.29	60.28	74.00	-13.72	Vertical
11490.00	51.84	39.50	10.81	42.29	59.86	74.00	-14.14	Horizontal
Detector: Average Value								
Frequency (MHz)	Read Level (dBuV)	Antenna Factor (dB/m)	Cable Loss (dB)	Preamp Factor (dB)	Level (dBuV/m)	Limit Line (dBuV/m)	Over Limit (dB)	Polarization
11490.00	41.98	39.50	10.81	42.29	50.00	54.00	-4.00	Vertical
11490.00	41.27	39.50	10.81	42.29	49.29	54.00	-4.71	Horizontal
Test channel: Middle channel								
Detector: Peak Value								
Frequency (MHz)	Read Level (dBuV)	Antenna Factor (dB/m)	Cable Loss (dB)	Preamp Factor (dB)	Level (dBuV/m)	Limit Line (dBuV/m)	Over Limit (dB)	Polarization
11570.00	51.87	39.52	10.78	42.27	59.90	74.00	-14.10	Vertical
11570.00	51.32	39.52	10.78	42.27	59.35	74.00	-14.65	Horizontal
Detector: Average Value								
Frequency (MHz)	Read Level (dBuV)	Antenna Factor (dB/m)	Cable Loss (dB)	Preamp Factor (dB)	Level (dBuV/m)	Limit Line (dBuV/m)	Over Limit (dB)	Polarization
11570.00	41.26	39.52	10.78	42.27	49.29	54.00	-4.71	Vertical
11570.00	40.95	39.52	10.78	42.27	48.98	54.00	-5.02	Horizontal
Test channel: Highest channel								
Detector: Peak Value								
Frequency (MHz)	Read Level (dBuV)	Antenna Factor (dB/m)	Cable Loss (dB)	Preamp Factor (dB)	Level (dBuV/m)	Limit Line (dBuV/m)	Over Limit (dB)	Polarization
11650.00	51.49	39.53	10.76	42.26	59.52	74.00	-14.48	Vertical
11650.00	50.87	39.53	10.76	42.26	58.90	74.00	-15.10	Horizontal
Detector: Average Value								
Frequency (MHz)	Read Level (dBuV)	Antenna Factor (dB/m)	Cable Loss (dB)	Preamp Factor (dB)	Level (dBuV/m)	Limit Line (dBuV/m)	Over Limit (dB)	Polarization
11650.00	41.46	39.53	10.76	42.26	49.49	54.00	-4.51	Vertical
11650.00	40.97	39.53	10.76	42.26	49.00	54.00	-5.00	Horizontal
Remark: 1. Final Level = Receiver Read level + Antenna Factor + Cable Loss – Preamplifier Factor. 2. The emission levels of other frequencies are very lower than the limit and not show in test report.								

Band 4 – 802.11n(HT20)								
Test channel: Lowest channel								
Detector: Peak Value								
Frequency (MHz)	Read Level (dBuV)	Antenna Factor (dB/m)	Cable Loss (dB)	Preamp Factor (dB)	Level (dBuV/m)	Limit Line (dBuV/m)	Over Limit (dB)	Polarization
11490.00	51.47	39.50	10.81	42.29	59.49	74.00	-14.51	Vertical
11490.00	50.59	39.50	10.81	42.29	58.61	74.00	-15.39	Horizontal
Detector: Average Value								
Frequency (MHz)	Read Level (dBuV)	Antenna Factor (dB/m)	Cable Loss (dB)	Preamp Factor (dB)	Level (dBuV/m)	Limit Line (dBuV/m)	Over Limit (dB)	Polarization
11490.00	41.25	39.50	10.81	42.29	49.27	54.00	-4.73	Vertical
11490.00	40.43	39.50	10.81	42.29	48.45	54.00	-5.55	Horizontal
Test channel: Middle channel								
Detector: Peak Value								
Frequency (MHz)	Read Level (dBuV)	Antenna Factor (dB/m)	Cable Loss (dB)	Preamp Factor (dB)	Level (dBuV/m)	Limit Line (dBuV/m)	Over Limit (dB)	Polarization
11570.00	51.49	39.52	10.78	42.27	59.52	74.00	-14.48	Vertical
11570.00	50.67	39.52	10.78	42.27	58.70	74.00	-15.30	Horizontal
Detector: Average Value								
Frequency (MHz)	Read Level (dBuV)	Antenna Factor (dB/m)	Cable Loss (dB)	Preamp Factor (dB)	Level (dBuV/m)	Limit Line (dBuV/m)	Over Limit (dB)	Polarization
11570.00	40.26	39.52	10.78	42.27	48.29	54.00	-5.71	Vertical
11570.00	40.21	39.52	10.78	42.27	48.24	54.00	-5.76	Horizontal
Test channel: Highest channel								
Detector: Peak Value								
Frequency (MHz)	Read Level (dBuV)	Antenna Factor (dB/m)	Cable Loss (dB)	Preamp Factor (dB)	Level (dBuV/m)	Limit Line (dBuV/m)	Over Limit (dB)	Polarization
11650.00	51.98	39.53	10.76	42.26	60.01	74.00	-13.99	Vertical
11650.00	51.24	39.53	10.76	42.26	59.27	74.00	-14.73	Horizontal
Detector: Average Value								
Frequency (MHz)	Read Level (dBuV)	Antenna Factor (dB/m)	Cable Loss (dB)	Preamp Factor (dB)	Level (dBuV/m)	Limit Line (dBuV/m)	Over Limit (dB)	Polarization
11650.00	41.89	39.53	10.76	42.26	49.92	54.00	-4.08	Vertical
11650.00	41.06	39.53	10.76	42.26	49.09	54.00	-4.91	Horizontal
<i>Remark:</i>								
1. <i>Final Level = Receiver Read level + Antenna Factor + Cable Loss – Pre-amplifier Factor.</i>								
2. <i>The emission levels of other frequencies are very lower than the limit and not show in test report.</i>								

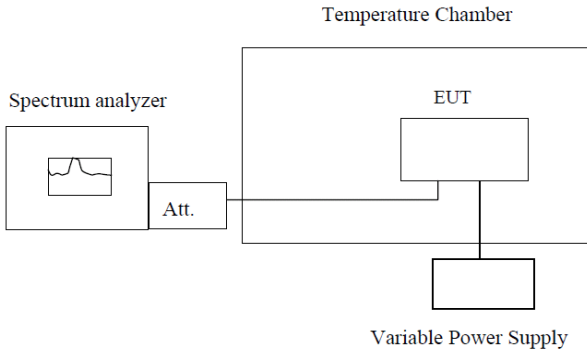
Band 4 – 802.11n(HT40)								
Test channel: Lowest channel								
Detector: Peak Value								
Frequency (MHz)	Read Level (dBuV)	Antenna Factor (dB/m)	Cable Loss (dB)	Preamp Factor (dB)	Level (dBuV/m)	Limit Line (dBuV/m)	Over Limit (dB)	Polarization
11510.00	51.26	39.50	10.81	42.29	59.28	74.00	-14.72	Vertical
11510.00	51.67	39.50	10.81	42.29	59.69	74.00	-14.31	Horizontal
Detector: Average Value								
Frequency (MHz)	Read Level (dBuV)	Antenna Factor (dB/m)	Cable Loss (dB)	Preamp Factor (dB)	Level (dBuV/m)	Limit Line (dBuV/m)	Over Limit (dB)	Polarization
11510.00	38.95	39.50	10.81	42.29	46.97	54.00	-7.03	Vertical
11510.00	38.46	39.50	10.81	42.29	46.48	54.00	-7.52	Horizontal
Test channel: Highest channel								
Detector: Peak Value								
Frequency (MHz)	Read Level (dBuV)	Antenna Factor (dB/m)	Cable Loss (dB)	Preamp Factor (dB)	Level (dBuV/m)	Limit Line (dBuV/m)	Over Limit (dB)	Polarization
11590.00	51.41	39.52	10.77	42.27	59.43	74.00	-14.57	Vertical
11590.00	51.25	39.52	10.77	42.27	59.27	74.00	-14.73	Horizontal
Detector: Average Value								
Frequency (MHz)	Read Level (dBuV)	Antenna Factor (dB/m)	Cable Loss (dB)	Preamp Factor (dB)	Level (dBuV/m)	Limit Line (dBuV/m)	Over Limit (dB)	Polarization
11590.00	38.69	39.52	10.77	42.27	46.71	54.00	-7.29	Vertical
11590.00	38.15	39.52	10.77	42.27	46.17	54.00	-7.83	Horizontal
<i>Remark:</i>								
1. <i>Final Level = Receiver Read level + Antenna Factor + Cable Loss – Preamplifier Factor.</i>								
2. <i>The emission levels of other frequencies are very lower than the limit and not show in test report.</i>								

Band 4 – 802.11ac(HT20)								
Test channel: Lowest channel								
Detector: Peak Value								
Frequency (MHz)	Read Level (dBuV)	Antenna Factor (dB/m)	Cable Loss (dB)	Preamp Factor (dB)	Level (dBuV/m)	Limit Line (dBuV/m)	Over Limit (dB)	Polarization
11490.00	51.48	39.50	10.81	42.29	59.50	74.00	-14.50	Vertical
11490.00	51.32	39.50	10.81	42.29	59.34	74.00	-14.66	Horizontal
Detector: Average Value								
Frequency (MHz)	Read Level (dBuV)	Antenna Factor (dB/m)	Cable Loss (dB)	Preamp Factor (dB)	Level (dBuV/m)	Limit Line (dBuV/m)	Over Limit (dB)	Polarization
11490.00	41.29	39.50	10.81	42.29	49.31	54.00	-4.69	Vertical
11490.00	40.83	39.50	10.81	42.29	48.85	54.00	-5.15	Horizontal
Test channel: Middle channel								
Detector: Peak Value								
Frequency (MHz)	Read Level (dBuV)	Antenna Factor (dB/m)	Cable Loss (dB)	Preamp Factor (dB)	Level (dBuV/m)	Limit Line (dBuV/m)	Over Limit (dB)	Polarization
11570.00	51.74	39.52	10.78	42.27	59.77	74.00	-14.23	Vertical
11570.00	51.48	39.52	10.78	42.27	59.51	74.00	-14.49	Horizontal
Detector: Average Value								
Frequency (MHz)	Read Level (dBuV)	Antenna Factor (dB/m)	Cable Loss (dB)	Preamp Factor (dB)	Level (dBuV/m)	Limit Line (dBuV/m)	Over Limit (dB)	Polarization
11570.00	41.47	41.38	10.78	42.27	51.36	54.00	-2.64	Vertical
11570.00	40.98	41.38	10.78	42.27	50.87	54.00	-3.13	Horizontal
Test channel: Highest channel								
Detector: Peak Value								
Frequency (MHz)	Read Level (dBuV)	Antenna Factor (dB/m)	Cable Loss (dB)	Preamp Factor (dB)	Level (dBuV/m)	Limit Line (dBuV/m)	Over Limit (dB)	Polarization
11650.00	51.87	39.53	10.76	42.26	59.90	74.00	-14.10	Vertical
11650.00	51.64	39.53	10.76	42.26	59.67	74.00	-14.33	Horizontal
Detector: Average Value								
Frequency (MHz)	Read Level (dBuV)	Antenna Factor (dB/m)	Cable Loss (dB)	Preamp Factor (dB)	Level (dBuV/m)	Limit Line (dBuV/m)	Over Limit (dB)	Polarization
11650.00	51.83	39.53	10.76	42.26	59.86	54.00	5.86	Vertical
11650.00	50.98	39.53	10.76	42.26	59.01	54.00	5.01	Horizontal
<i>Remark:</i>								
1. Final Level = Receiver Read level + Antenna Factor + Cable Loss – Pre-amplifier Factor.								
2. The emission levels of other frequencies are very lower than the limit and not show in test report.								

Band 4 – 802.11ac(HT40)								
Test channel: Lowest channel								
Detector: Peak Value								
Frequency (MHz)	Read Level (dBuV)	Antenna Factor (dB/m)	Cable Loss (dB)	Preamp Factor (dB)	Level (dBuV/m)	Limit Line (dBuV/m)	Over Limit (dB)	polarization
11510.00	51.84	39.50	10.81	42.29	59.86	74.00	-14.14	Vertical
11510.00	51.46	39.50	10.81	42.29	59.48	74.00	-14.52	Horizontal
Detector: Average Value								
Frequency (MHz)	Read Level (dBuV)	Antenna Factor (dB/m)	Cable Loss (dB)	Preamp Factor (dB)	Level (dBuV/m)	Limit Line (dBuV/m)	Over Limit (dB)	polarization
11510.00	41.44	39.50	10.81	42.29	49.46	54.00	-4.54	Vertical
11510.00	39.65	39.50	10.81	42.29	47.67	54.00	-6.33	Horizontal
Test channel: Highest channel								
Detector: Peak Value								
Frequency (MHz)	Read Level (dBuV)	Antenna Factor (dB/m)	Cable Loss (dB)	Preamp Factor (dB)	Level (dBuV/m)	Limit Line (dBuV/m)	Over Limit (dB)	polarization
11590.00	51.78	39.52	10.77	42.27	59.80	74.00	-14.20	Vertical
11590.00	51.32	39.52	10.77	42.27	59.34	74.00	-14.66	Horizontal
Detector: Average Value								
Frequency (MHz)	Read Level (dBuV)	Antenna Factor (dB/m)	Cable Loss (dB)	Preamp Factor (dB)	Level (dBuV/m)	Limit Line (dBuV/m)	Over Limit (dB)	polarization
11590.00	40.41	39.52	10.77	42.27	48.43	54.00	-5.57	Vertical
11590.00	40.26	39.52	10.77	42.27	48.28	54.00	-5.72	Horizontal
Remark: 1. Final Level = Receiver Read level + Antenna Factor + Cable Loss – Preamplifier Factor. 2. The emission levels of other frequencies are very lower than the limit and not show in test report.								

Band 4 – 802.11ac(HT80)								
Test channel: Middle channel								
Detector: Peak Value								
Frequency (MHz)	Read Level (dBuV)	Antenna Factor (dB/m)	Cable Loss (dB)	Preamp Factor (dB)	Level (dBuV/m)	Limit Line (dBuV/m)	Over Limit (dB)	Polarization
11550.00	50.64	39.51	10.80	42.29	58.66	74.00	-15.34	Vertical
11550.00	50.49	39.51	10.80	42.29	58.51	74.00	-15.49	Horizontal
Detector: Average Value								
Frequency (MHz)	Read Level (dBuV)	Antenna Factor (dB/m)	Cable Loss (dB)	Preamp Factor (dB)	Level (dBuV/m)	Limit Line (dBuV/m)	Over Limit (dB)	polarization
11550.00	40.26	39.51	10.80	42.29	48.28	54.00	-5.72	Vertical
11550.00	39.83	39.51	10.80	42.29	47.85	54.00	-6.15	Horizontal
Remark: 1. Final Level = Receiver Read level + Antenna Factor + Cable Loss – Preamplifier Factor. 2. The emission levels of other frequencies are very lower than the limit and not show in test report.								

6.8 Frequency stability

Test Requirement:	FCC Part15 E Section 15.407 (g)
Limit:	Manufacturers of U-NII devices are responsible for ensuring frequency stability such that an emission is maintained within the band of operation under all conditions of normal operation as specified in the user's manual.
Test setup:	 <p style="text-align: center;">Temperature Chamber</p> <p style="text-align: center;">Spectrum analyzer Att. EUT</p> <p style="text-align: center;">Variable Power Supply</p> <p>Note : Measurement setup for testing on Antenna connector</p>
Test procedure:	<ol style="list-style-type: none"> 1. The EUT is installed in an environment test chamber with external power source. 2. Set the chamber to operate at 50 centigrade and external power source to output at nominal voltage of EUT. 3. A sufficient stabilization period at each temperature is used prior to each frequency measurement. 4. When temperature is stabled, measure the frequency stability. 5. The test shall be performed under -30 to 50 centigrade and 85 to 115 percent of the nominal voltage. Change setting of chamber and external power source to complete all conditions.
Test Instruments:	Refer to section 5.10 for details
Test mode:	Refer to section 5.3 for details
Test results:	Passed

Measurement Data (the worst channel):

Band 1:

Voltage vs. Frequency Stability (Lowest channel=5180MHz)

Test conditions		Frequency(MHz)	Max. Deviation (ppm)
Temp(°C)	Voltage(dc)		
20	3.50V	5180.015324	2.96
	3.85V	5180.014389	2.78
	4.35V	5180.013467	2.60

Temperature vs. Frequency Stability (Lowest channel=5180MHz)

Test conditions		Frequency(MHz)	Max. Deviation (ppm)
Voltage(dc)	Temp(°C)		
3.85V	-20	5180.013468	2.60
	-10	5180.013468	2.60
	0	5180.012434	2.40
	10	5180.013466	2.60
	20	5180.011649	2.25
	30	5180.013498	2.61
	40	5180.012369	2.39
	50	5180.012798	2.47

Band 2:

Voltage vs. Frequency Stability (Lowest channel=5260MHz)

Test conditions		Frequency(MHz)	Max. Deviation (ppm)
Temp(°C)	Voltage(dc)		
20	3.50V	5260.024796	4.71
	3.85V	5260.016876	3.21
	4.35V	5260.018943	3.60

Temperature vs. Frequency Stability (Lowest channel=5260MHz)

Test conditions		Frequency(MHz)	Max. Deviation (ppm)
Voltage(dc)	Temp(°C)		
3.85V	-20	5260.018943	3.60
	-10	5260.016795	3.19
	0	5260.013764	2.62
	10	5260.017643	3.35
	20	5260.013479	2.56
	30	5260.018794	3.57
	40	5260.021648	4.12
	50	5260.013795	2.62

Band 3:

Voltage vs. Frequency Stability (Lowest channel=5500MHz)

Test conditions		Frequency(MHz)	Max. Deviation (ppm)
Temp(°C)	Voltage(dc)		
20	3.50V	5500.019764	3.59
	3.85V	5500.016495	3.00
	4.35V	5500.016865	3.07

Temperature vs. Frequency Stability (Lowest channel=5500MHz)

Test conditions		Frequency(MHz)	Max. Deviation (ppm)
Voltage(dc)	Temp(°C)		
3.85V	-20	5500.018647	3.39
	-10	5500.016499	3.00
	0	5500.017864	3.25
	10	5500.013468	2.45
	20	5500.013497	2.45
	30	5500.016796	3.05
	40	5500.014264	2.59
	50	5500.015647	2.84

Band 4:

Voltage vs. Frequency Stability (Lowest channel=5745MHz)

Test conditions		Frequency(MHz)	Max. Deviation (ppm)
Temp(°C)	Voltage(dc)		
20	3.50V	5745.020648	3.59
	3.85V	5745.018946	3.30
	4.35V	5745.016734	2.91

Temperature vs. Frequency Stability (Lowest channel=5745MHz)

Test conditions		Frequency(MHz)	Max. Deviation (ppm)
Voltage(dc)	Temp(°C)		
3.85V	-20	5745.016814	2.93
	-10	5745.017543	3.05
	0	5745.018435	3.21
	10	5745.015843	2.76
	20	5745.016494	2.87
	30	5745.014686	2.56
	40	5745.018348	3.19
	50	5745.018943	3.30