

MB2

TWS Bluetooth Earphone
Wireless Charging Box



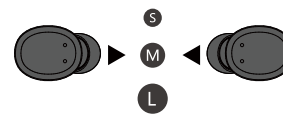
Sports
In-Ear Headphones

Embrace Wireless World Enjoy Wonderful Sound

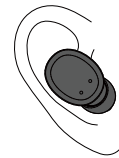
Start

Excellent sound quality, stable fitting.

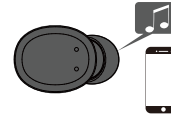
1. Provide many size of ear caps for choosing



2. Plug it into ear



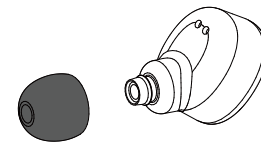
3. Check sound



Embrace Wireless World Enjoy Wonderful Sound

Customization

To improve wearing experience, please select a best fit ear caps for you.



Wearing

1. Put in
Put earbuds into your ear.



Embrace Wireless World Enjoy Wonderful Sound

2. Rotating

Rotating earbuds to find a most comfortable position.



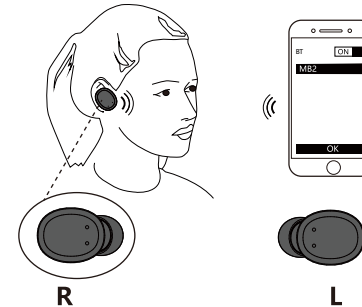
How to pair earbuds with your phone

For the first time, please remove the insulating film and then put it in the charging compartment for 2-3 seconds. The left and right earbuds will automatically power on and interconnect. (Wait for 6-7 seconds) The left earbud's indicator will turn red and blue alternately. And then, turn on the phone to search the BT device named "MB2" or "MT1" and click to connect.

! If both earbuds not flash red and blue alternately for a long time, then press and hold two earbuds function keys at the same time for 5 seconds to turn off, wait for 2 seconds, then press and hold the left and right earbud function keys at the same time again until the red and blue lights flash alternately (6 seconds) and let go of hands, search for "MB2" or "MT1" on the mobile phone and connect.

Embrace Wireless World Enjoy Wonderful Sound

After Bluetooth earbuds connect with the mobile phone successfully, every time the earbuds are taken from the charging case, it will automatically connect with the last connected phone.



Sound Check

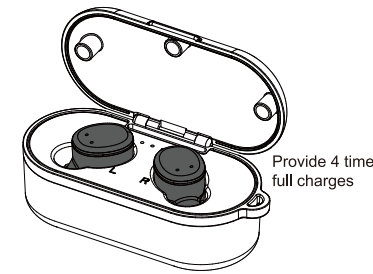
Connecting wireless earbuds with your phone and check if sound is clear and working properly.

For best performance, please try all size of ear caps to find the best one for your ears.

Embrace Wireless World Enjoy Wonderful Sound

Charging

Lasting
3 hours battery working time



Fast Charging

20 minutes charging can provide 1 hour music play

Enjoy using for 12 hours long in action. Battery pack can provide 4 x full charges for two wireless earbuds.

Embrace Wireless World Enjoy Wonderful Sound

Button Control

L
Long press: Turn on
Short press: Pause
Short press: Play
Short press: Receive phone call
Double click: Reject phone call (MB2)
Long press: Reject phone call (MT1)

R
Click: Next song
Double click: Previous song

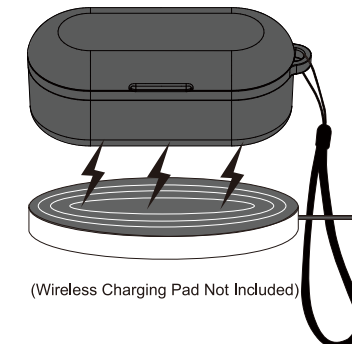
Specification

Support type: A2D/HFP/HSPiAVRCP/SPP
Charging box input: 5V/0.8A
Transmit power: Class2
Frequency Range: 2.402-2.480GHz
Transmission distance: 10M
Earbuds battery: 55mAh/3.7V*2
Charging battery pack: 600mAh/3.7V
Music play time: about 3 hours
Phone call time: about 5 hours

Embrace Wireless World Enjoy Wonderful Sound

Wireless Charging

Designed for the modern life, never be strangled by headphone cables.



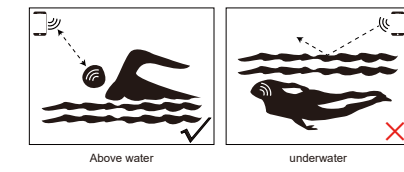
(Wireless Charging Pad Not Included)
Enjoy the convenience of wireless charging and free charging devices provided by airports, hotels, and cafe shops around the world.

Embrace Wireless World Enjoy Wonderful Sound


Waterproof

Waterproof for daily life (you cannot dip it into water), you can wear it on when showering, swimming, washing face, exposing in the rain, having a bath, but cannot dive.

Please note this when you swimming (as illustration):



Notes for signal transmission distance (as illustration):



Embrace Wireless World Enjoy Wonderful Sound

Earbuds Warning!

1. Please do not place the product in an environment where the temperature is too high or too low (above 45°C or below 0°C).
2. Do not dismantle or repair the earbuds under any circumstances, if necessary, please send the product to the seller for repair.
3. After the earbuds and the charger are soaked in water, please dry them with a soft cloth or dry by airing. (If soaking in sea water, rinse with fresh water and then dry it). Use it after 2 hours.
4. The earbuds and the BT device will be disconnected if the distance between them is more than 10 meters.
5. Keep the device and accessories away from children and pets.
6. Since the BT signal cannot be transmitted underwater, swimming, diving will cause the signal intermittent or disconnected.
7. Do not put the earbuds into the washing machine.

Battery Warning!

1. The battery in the product may cause fire disaster or risk of chemical burning if mishandled.
2. You can only use specified charger for this product to charge your battery.
3. The discard of battery should obey local law, if possible please recycle it. Do not dispose it as household garbage, because it may cause an explosion.
4. Users are not allowed to take out or replace battery in the product unless there is a stipulation on user manual. It is very hazardous to do this, may cause a damage to product.

Embrace Wireless World Enjoy Wonderful Sound

RF Exposure Information and Statement
This equipment complies with FCC RF radiation exposure limits set forth for an uncontrolled environment.

This device complies with part 15 of the FCC rules. Operation is subject to the following two conditions: (1) this device may not cause harmful interference, and (2) this device must accept any interference received, including interference that may cause undesired operation.

NOTE: The manufacturer is not responsible for any radio or TV interference caused by unauthorized modifications to this equipment. Such modifications could void the user's authority to operate the equipment.

NOTE: This equipment has been tested and found to comply with the limits for a Class B digital device, pursuant to part 15 of the FCC Rules. These limits are designed to provide reasonable protection against harmful interference in a residential installation. This equipment generates uses and can radiate radio frequency energy and, if not installed and used in accordance with the instructions, may cause harmful interference to radio communications. However, there is no guarantee that interference will not occur in a particular installation. If this equipment does cause harmful interference to radio or television reception, which can be determined by turning the equipment off and on, the user is encouraged to try to correct the interference by one or more of the following measures:
- Reorient or relocate the receiving antenna.
- Increase the separation between the equipment and receiver.
- Connect the equipment into an outlet on a circuit different from that to which the receiver is connected.
- Consult the dealer or an experienced radio/TV technician for help.
- This device and its antenna(s) must not be co-located or operating in conjunction with any other antenna or transmitter.

FCC ID for Earbuds:
FCC ID: ZASLT-MB3



Embrace Wireless World Enjoy Wonderful Sound