


Product specification

Quick Reference Date

	Antenna module on the system board	
Frequenc Range	2400 ~ 2500GHz	
Ant. Port Input Pwr. (dBm)	0 (Typ. BT class 2 output power)	
Tot. Rad. Pwr. (dBm)	-1.2 (Input pwr – loss pwr)	
Peak EIRP(dBm)	1.2	
Directivity (dBi)	1 (all direction antenna)	
Efficiency (dB)	60.2 %	
Gain (dBi)	1.9	
Maximum Power (dBm)	1.7 (XY-plane)	
Minimum Power (dBm)	-4(XY-plane)	
Avg. Power (dBm)	-0.5(XY-plane)	
Input Impedence(ohm)	50	
Polarization Type	Vertical & Horizontal	
V. S. W. R	< 1.4	

All the technical data and information contained herein are subject to change without prior notice

Antenna Layout & module on the system board

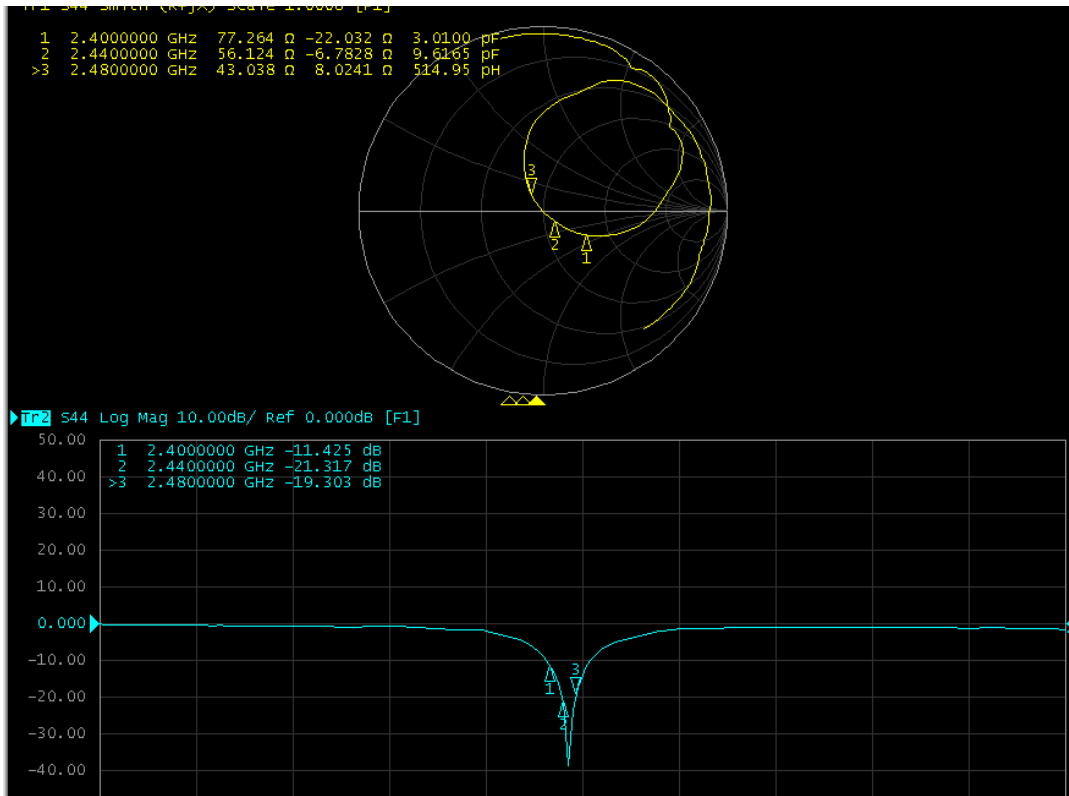


Antenna Gain


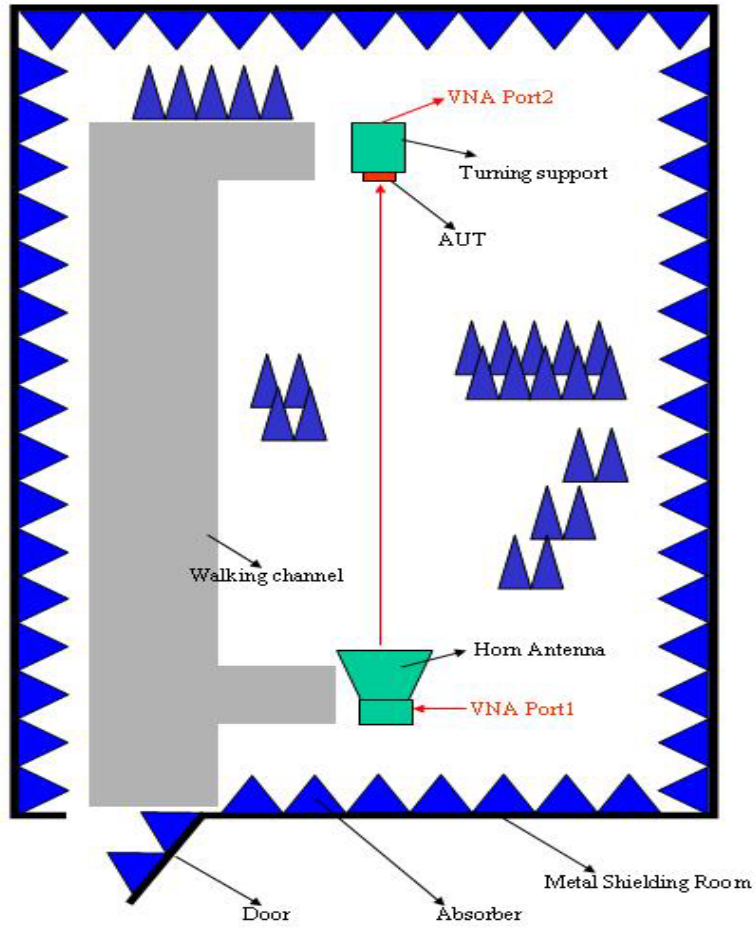
Gain Table

Unit in dBi @2.44GHz	XY-plane		XZ-plane		YZ-plane		Efficiency
	Peak	Avg.	Peak	Avg.	Peak	Avg.	
Module Board	1.2	-0.5	1.9	-3.6	1.1	-3.0	60.2 %

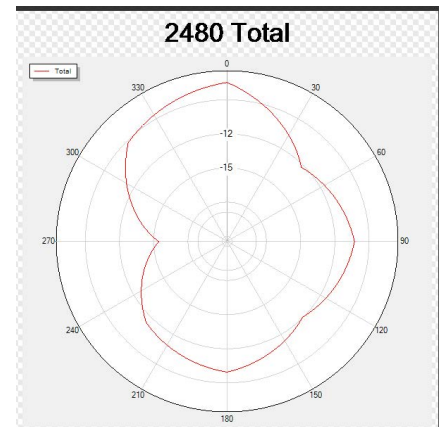
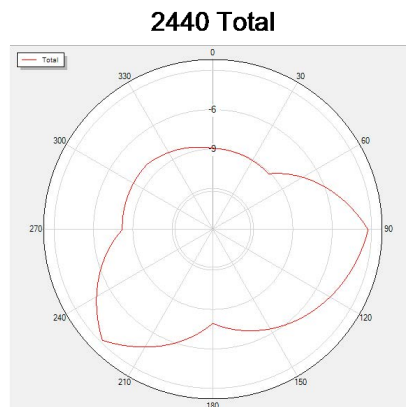
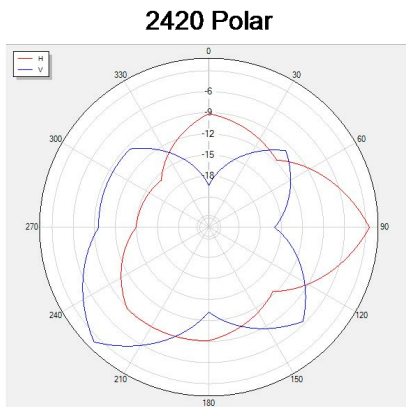
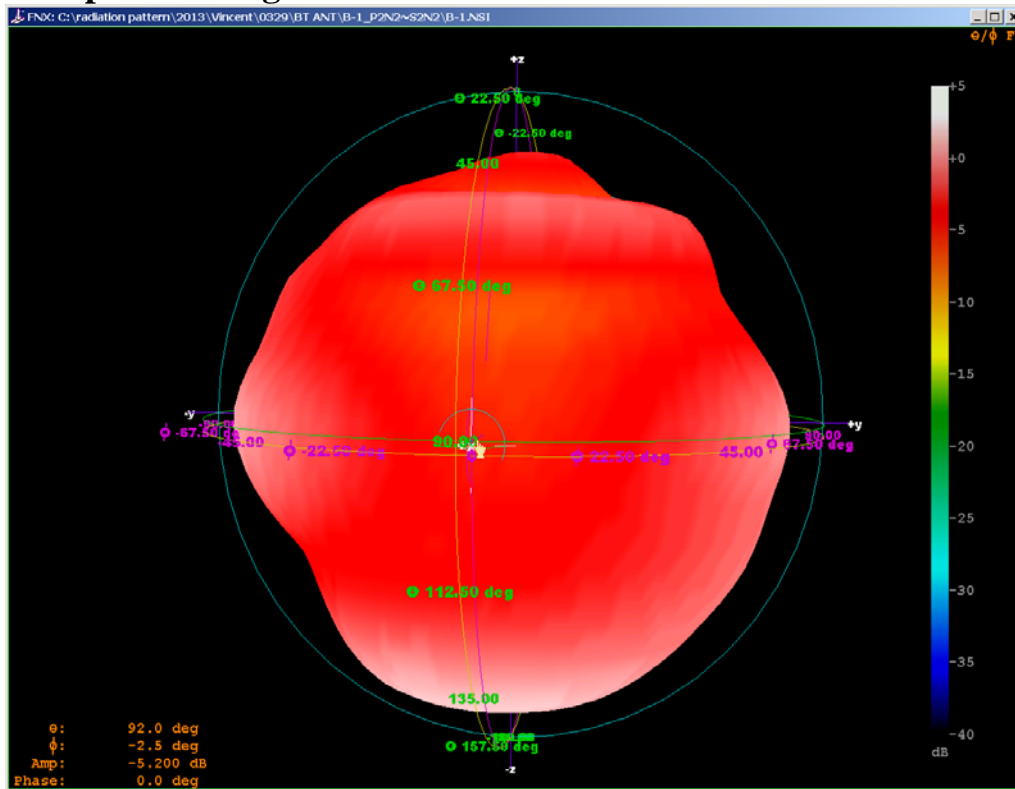
Return Loss



The Environment of Antenna Radiation Pattern



3D radiation pattern diagram



ANT Manufacture: GUANGZHOU SWISH ELECTRONIC TECHNOLOGY CO., LIMITED
 Address: Room A1-201, Floor 2, MaXing Street No.3, DongYong Town, NanSha District, GuangZhou China