

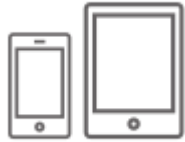
# User Guide

Foxble Model: FXB101

Please visit: [www.foxble.com/FAQ](http://www.foxble.com/FAQ) Email: [support@foxble.com](mailto:support@foxble.com)

01

Compatible devices



iPhone 4s & later, iPad 3rd Generation & later, and Android 4.4 & later.

02

Download Foxble app



Search the App Store or Google Play for Foxble.

03

Turn Bluetooth ON



Make sure phone's Bluetooth is turned ON, and open the Foxble app.

04

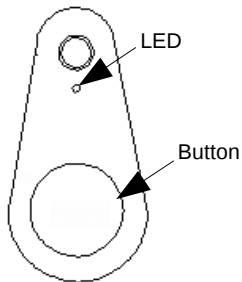
Press Scan



Press Scan at top-left.

05

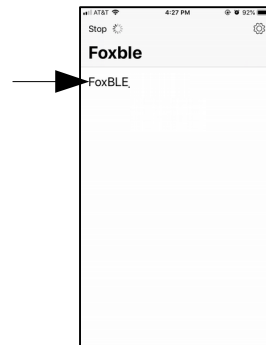
Press device button



Press the button on the device and the LED will start flashing green.

06

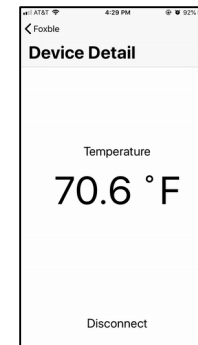
Select device from list



Select Foxble from list, and the device will connect.

07

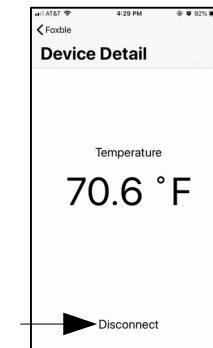
Device data displayed



Device data is displayed according to desired settings, and device LED will be flashing blue.

08

Press disconnect



Press Disconnect to terminate connection to the device.

## **Federal Communications Commission (FCC) Statement**

This device complies with part 15 of the FCC Rules. Operation is subject to the following two conditions: (1) This device may not cause harmful interference, and (2) this device must accept any interference received, including interference that may cause undesired operation.

**Note:** This equipment has been tested and found to comply with the limits for a Class B digital device, pursuant to part 15 of the FCC Rules. These limits are designed to provide reasonable protection against harmful interference in a residential installation. This equipment generates, uses and can radiate radio frequency energy and, if not installed and used in accordance with the instructions, may cause harmful interference to radio communications. However, there is no guarantee that interference will not occur in a particular installation. If this equipment does cause harmful interference to radio or television reception, which can be determined by turning the equipment off and on, the user is encouraged to try to correct the interference by one or more of the following measures:

- Reorient or relocate the receiving antenna.
- Increase the separation between the equipment and receiver.
- Connect the equipment into an outlet on a circuit different from that to which the receiver is connected.
- Consult the dealer or an experienced radio/TV technician for help.

**Warning:** Changes or modifications made to this device not expressly approved by Foxble, LLC may void the FCC authorization to operate this device.

**Note:** The manufacturer is not responsible for any radio or tv interference caused by unauthorized modifications to this equipment. Such modifications could void the user's authority to operate the equipment.