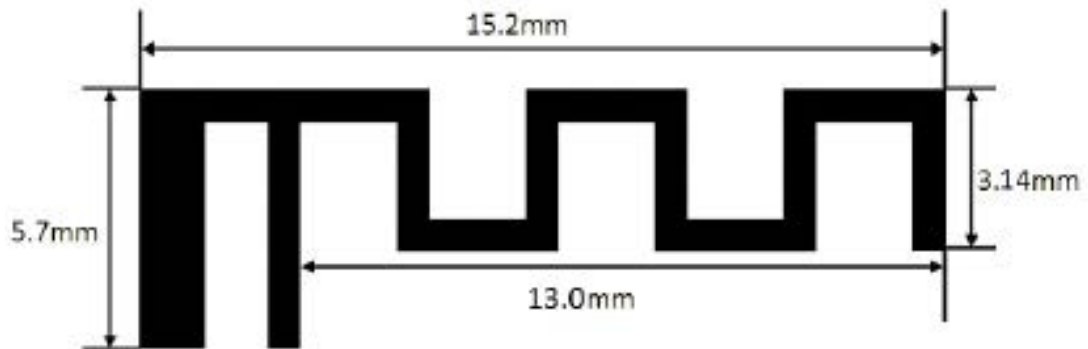


## 2.4G Antenna Specification

ITEM	ANT SPEC
Model Name	2.4G ANT
MAX. Gain	-0.58dBi
Polarization	Horizontal and Vertical
Azimuth Beam Pattern	Omni-directional
Impedance	50 Ohm
Antenna Length	38.1mm
Manufacture	ShenZhen HIPPO Digital CO.. Ltd
ANT TYPE	PCB Antenna
Trademark	N/A

### ANT PHOTO & LENTH(mm)

BOTTOM VIEW:



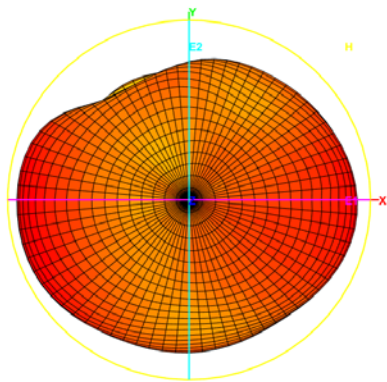
2D .3Dtest data:

( ANT test data )

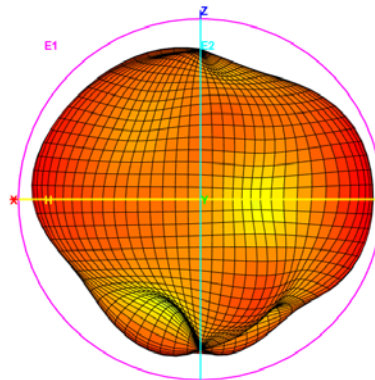
Frequency	Efficiency (%)	Gain. (dBi)
2400MHz	51.17	-2.84
2410MHz	51.52	-2.69
2420MHz	54.20	-1.96
2430MHz	51.29	-1.75
2440MHz	47.64	-0.92
2450MHz	47.86	-0.58
2460MHz	46.56	-1.89
2470MHz	47.53	-1.92
2480MHz	48.98	-2.78
2490MHz	50.23	-2.83
2500MHz	45.81	-3.51

**2400MHZ**

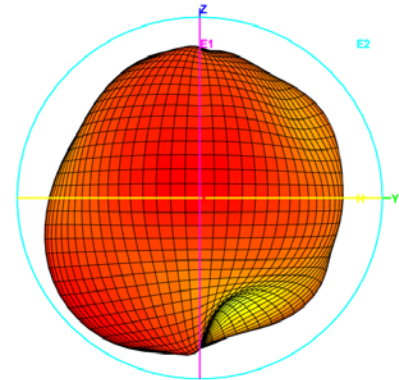
Total\_3D\_H\_2.4GHz



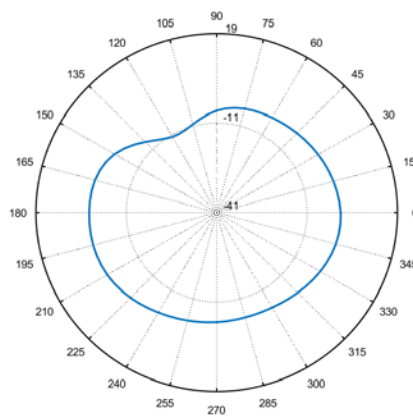
Total\_3D\_E1\_2.4GHz



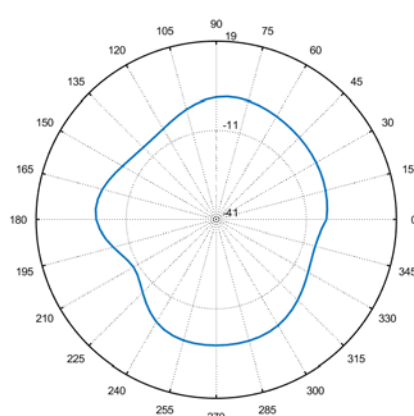
Total\_3D\_E2\_2.4GHz



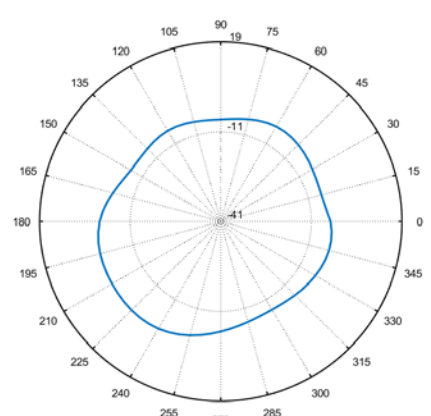
Total\_Polar\_H\_2.4GHz



Total\_Polar\_E1\_2.4GHz

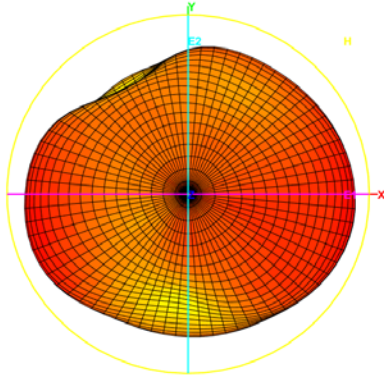


Total\_Polar\_E2\_2.4GHz

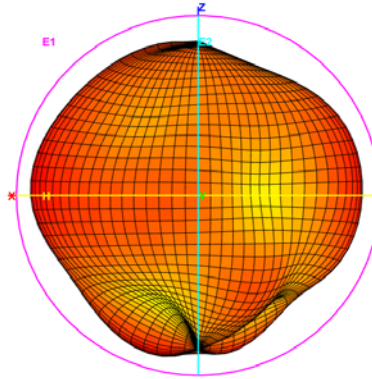


# 2450MHZ

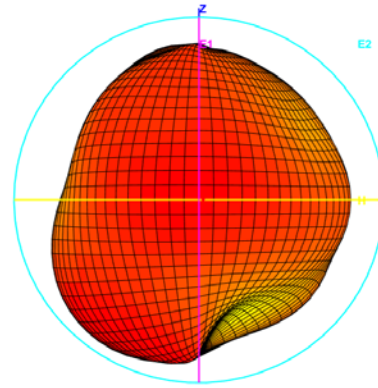
Total\_3D\_H\_2.45GHz



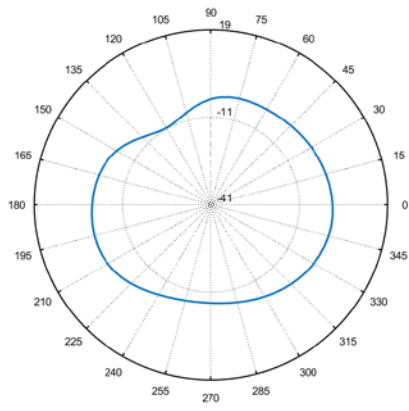
Total\_3D\_E1\_2.45GHz



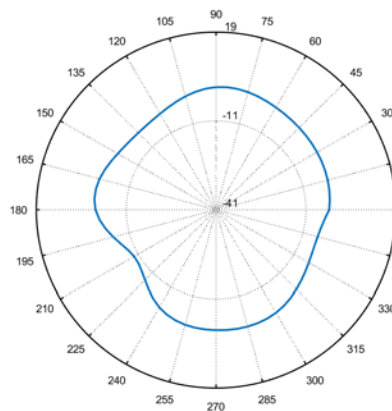
Total\_3D\_E2\_2.45GHz



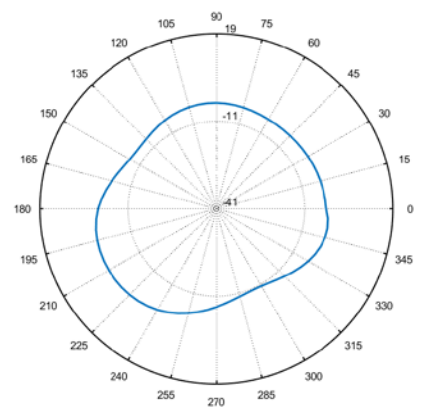
Total\_Polar\_H\_2.45GHz



Total\_Polar\_E1\_2.45GHz

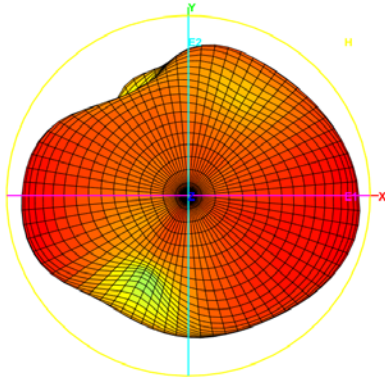


Total\_Polar\_E2\_2.45GHz

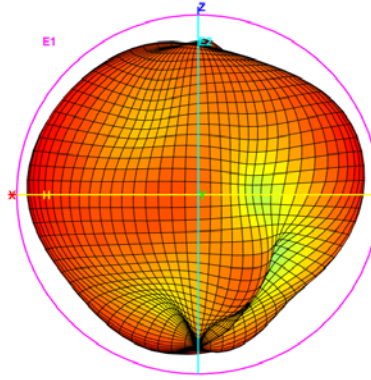


# 2500MHZ

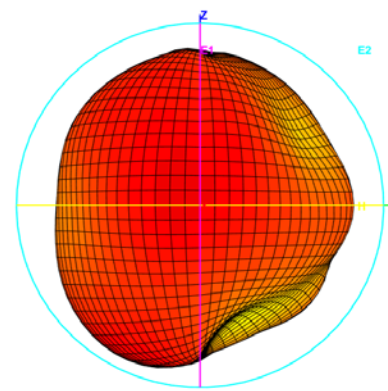
Total\_3D\_H\_2.5GHz



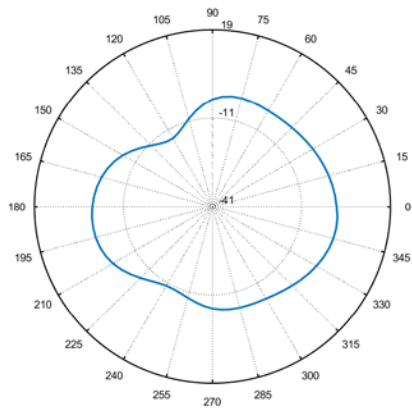
Total\_3D\_E1\_2.5GHz



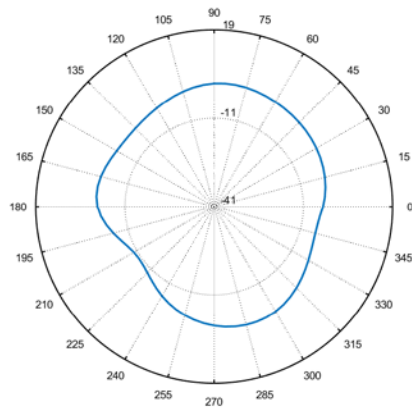
Total\_3D\_E2\_2.5GHz



Total\_Polar\_H\_2.5GHz



Total\_Polar\_E1\_2.5GHz



Total\_Polar\_E2\_2.5GHz

