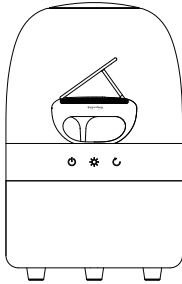


PEARL RIVER PIANO **User Guide**



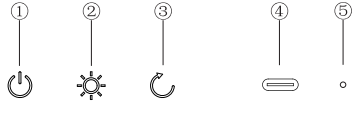
**Kayserburg DS191 Series
Rotary Transparent Piano
Wireless Speaker**

What's in the box

- ① Wireless Speaker*1
- ② Charging Cable Type-C*1
- ③ User Guide*1
- ④ Warranty Card*1

01

Control Button & I/O Port Instruction



Front **Back**

- ① Power Button
- ② RGB Lighting Effect Control Button
- ③ Transparent Piano Rotation Button
- ④ Charging Port
- ⑤ Charging Indicator Light

01

Wireless connection method



(1) Turn on the Speaker

*Long press the Power Button for 2 seconds to turn on the speaker, a startup prompt tone will sound.

(2) Connect to the mobile device

*Turn on the Bluetooth of the music device and search "CPR-DS191Pro" in the Bluetooth list. Enter the pairing code "6666" and after successful connection, a connection prompt tone will sound.

*After turned on the Bluetooth function, the speaker will automatically connect to the paired Bluetooth device (The speaker has a memory function, no need to pair again for the next use.)

*The speaker will automatically shut down after 10 minutes without operation.

02

Warranty Card
(for User)

Product: _____ Model: _____

NO.: _____

User Name: _____ Tel: _____

Address: _____

Purchase Date: _____

Sales Unit

NO.: _____

Name: _____ Tel: _____

Note: This warranty card is an important credential for end-users to enjoy warranty services. Please keep it properly.

Copy
(for Manufacturer)

Product: _____ Model: _____

User Name: _____ Tel: _____

Address: _____

Purchase Date: _____ Sales Unit: _____

Stamp

Note: it is valid only when the seller stamps.

Control Button Operation Instruction

[Power Button]

Power Button

*Long press for 2 seconds to turn on/off the speaker.

[RGB Button]

RGB Lighting Effect Control Button

*Short press to switch / turn off the lighting effect.

[Rotate Button]

Rotate/Stop Rotation

*Long press for 2 seconds to rotate the Transparent Piano Model, long press again to stop rotating.

Notice

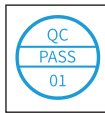
1. Do not expose the product to high temperatures, corrosive, or high-pressure environments.
2. Do not attempt to disassemble the speaker or replace any electronic parts in it.
3. Please stop using when there is liquid leak from the internal device.
4. Do not put the product into water or any liquid, as it is a non waterproof design product.
5. Do not place the speaker in an environment with strong electromagnetic field otherwise it may cause product failure.

03

Technical Specifications

Product Name	Wireless Speaker
Model	CPR-DS191Pro
Output Power	5.8W
Transducers	φ 63.5mm
Bluetooth	5.0
Frequency Response	100Hz-20KHz
Charging Port Type	Type-C
Power Supply	DC 5V --- 2A
Internal Battery Capacity	2200mAh/7.4V
Charging Time	2-4 hours
Battery Life	3-5hours
Dimension	φ142*H230mm

**Date of Quality Inspection/
Quality Inspection Certificate**



04

Hazardous Substances names and contents in the product

In order to meet the relevant provisions of the "Management Measures for the Restriction of the Use of Hazardous Substances in Electrical and Electronic Products" (Order No. 32 of the Ministry of Industry and Information Technology of the People's Republic of China), the hazardous substances in this product are classified by component and declared as follows:

Components	Hazardous Substances						
	Pb	Hg	Cd	Cr6+	PBB	FRSE	
Case	0	0	0	0	0	0	0
Transducer	0	0	0	0	0	0	0
Circuit Board Components	X	0	0	0	0	0	0
Charging Cable	X	0	0	0	0	0	0

This table is prepared in accordance with the provisions of SJ/T11364.
 0: Indicates that the content of the hazardous substance in all homogeneous materials of the component is within the limit requirements specified in GB/T26572.
 X: Indicates that the hazardous substance will exceed the limit requirements specified in GB/T26572 in at least one average material of the component.

The hazardous substances contained in this product are in compliance with the requirements of China's "Regulations on the Restriction of the Use of Hazardous Substances in Electrical and Electronic Products" due to current technological limitations and the inability to find alternative substances. And it falls within the scope of EU RoHS exemption. Special consideration has been taken in the design of the product to ensure that the appearance components are made of non-toxic and environmentally friendly materials, so that consumers will not come into contact with harmful substances under normal use and will not cause harm to the human body.

05

FCC Warning:

This equipment has been tested and found to comply with the limits for a Class B digital device, pursuant to part 15 of the FCC Rules. These limits are designed to provide reasonable protection against harmful interference in a residential installation. This equipment generates, uses and can radiate radio frequency energy and, if not installed and used in accordance with the instructions, may cause harmful interference to radio communications. However, there is no guarantee that interference will not occur in a particular installation. If this equipment does cause harmful interference to radio or television reception, which can be determined by turning the equipment off and on, the user is encouraged to try to correct the interference by one or more of the following measures:

- Reorient or relocate the receiving antenna.
- Increase the separation between the equipment and receiver.
- Connect the equipment into an outlet on a circuit different from that to which the receiver is connected.
- Consult the dealer or an experienced radio/TV technician for help.

Caution: Any changes or modifications to this device not explicitly approved by manufacturer could void your authority to operate this equipment.

This device complies with part 15 of the FCC Rules. Operation is subject to the following two conditions:

(1) This device may not cause harmful interference, and (2) this device must accept any interference received, including interference that may cause undesired operation.

This equipment complies with FCC radiation exposure limits set forth for an uncontrolled environment. This equipment should be installed and operated with minimum distance 0cm between the radiator and your body.

Warranty Notice
(this warranty card is only applicable to Chinese Mainland)

PEARL RIVER PIANO

1. Warranty Regulations
- A. Warranty period begins "from the date of purchase."
- B. When a malfunction occurs during normal use (according to the instructions, product body, product label, etc.), for repair services can be enjoyed.
- C. If there is a malfunction during the warranty period that requires repair, please go to the store where this product is purchased or the service window designated by our company, and carry out the repair with a valid warranty card and invoice.
- D. Even during the warranty period, if the following reasons occur, free repair services will not be available:
 - 1) Products that specify within the warranty period.
 2. Failure to present a valid warranty card.
 - 3) This warranty card does not include the purchase date, no store stamp or name, and any information on the warranty card that has been rewritten or altered.
 - 4) Malfunctions and damages caused by improper use, unauthorized maintenance or modification of products.
 - 5) Defects caused by rough handling after purchase (including but not limited to defects caused by sharp objects, bending, squeezing, liquid ingress, or falling).
 - 6) Malfunctions and damages caused by fires, natural disasters, earthquakes, wind and floods, lightning strikes, etc.), and other uncontrollable factors.
 - 7) Faults and damages caused by the influence of other connected machines.
 - 8) Unauthorized abnormal maintenance.
 - 9) Faults and damages caused under the following conditions: ① Excessively harsh environment (high temperature, low temperature, humidity, direct sunlight); ② Previously exposed to extreme and rapidly changing environmental conditions; ③ Corrosion, oxidation, or etching by food liquids; ④ Affected by chemicals; ⑤ Improper use.
- E. The following expenses do not fall within the scope of free maintenance services:
 - 1) Exchange and repair of normally worn and consumed accessories (batteries, rubber feet, and other damaged appearance parts).
 - 2) The mailing cost of sending quality product for inspection, repair.
 - 3) Our company shall not be liable for any loss, depletion, or alteration of data directly or indirectly caused by the malfunction or damage of the product itself, as well as any damage to personal property or human body.
 - 4) This warranty card is a commitment to free repair services based on the period and conditions described in this article, but this article does not limit other legitimate rights of customers.
2. About this warranty card
 - 1) When purchasing, please ask the salesperson to fill in the necessary information on the warranty card (product model, purchase date, store name).
 - 2) When a malfunction occurs during normal use during the warranty period, please bring a valid warranty card filled with necessary product information to the purchasing store or the following service window to entrust repair.
 - 3) This warranty card cannot be reused, please keep it properly.
 - 4) For product maintenance and other service information, please contact the retailer or the following department.

Service line: 020-81404923
Acceptance time: 8:00-17:00 (Monday to Friday)