





### EXHIBIT 3 - EUT INTERNAL PHOTOGRAPHS

**EUT Housing and  
Board View 1**



**Solder  
Board-Component  
View 1**



<p><b>Solder Board-Component View 2</b></p>	 A photograph of a small, square, black printed circuit board (PCB) component. The board is positioned on a blue textured surface. To the left of the board is a black L-shaped ruler with white markings in millimeters. The board features a USB-A connector at the top, a micro-USB connector at the bottom, and various surface components including a central microcontroller, several resistors, and a small yellow component. The board is oriented vertically.
<p><b>Solder Board-Component View 3</b></p>	 A photograph of the same solder board component as in View 2, but from a different perspective. The board is oriented horizontally. The USB-A connector is at the top, and the micro-USB connector is at the bottom. The central microcontroller and other components are clearly visible. The board is placed on the same blue textured surface with the black L-shaped ruler for scale.



