





EXHIBIT 3 - EUT INTERNAL PHOTOGRAPHS

<p>EUT Housing and Board View 1</p>	 <p>This photograph shows the EUT housing and board assembly. The housing is a white plastic enclosure, and the board is a black PCB with a USB connector. A ruler is visible in the background for scale.</p>
<p>Solder Board-Component View 1</p>	 <p>This photograph shows a close-up view of the solder board component. The board is black and features a USB connector, a spring, and various electronic components. A ruler is visible in the background for scale.</p>

<p style="text-align: center;">Solder Board-Component View 2</p>	 A photograph of a small black PCB component with a green microcontroller and a USB connector. The component is placed on a blue textured surface next to a black ruler with white markings. The ruler shows measurements in millimeters, with the component's length being approximately 40 mm and its width approximately 20 mm.
<p style="text-align: center;">Solder Board-Component View 3</p>	 A photograph of the same PCB component from a different angle. The component is placed on a blue textured surface next to a black ruler with white markings. The ruler shows measurements in millimeters, with the component's length being approximately 40 mm and its width approximately 20 mm. The USB connector is on the left side, and a spring-like component is on the right side.

