







EXHIBIT 2 - EUT EXTERNAL PHOTOGRAPHS

| | |
|--------------------------|---|
| <p>EUT View 1</p> |  <p>A photograph showing two white electronic devices on a blue textured background. A black ruler is placed vertically on the left side of the devices. The larger device on the left is rectangular with a circular logo on its front face. The smaller device on the right is a square-shaped power adapter with two gold-colored prongs at the bottom. The ruler shows measurements in millimeters, with markings every 10 mm and sub-markings every 1 mm.</p> |
| <p>EUT View 2</p> |  <p>A photograph showing a single white rectangular electronic device on a blue textured background. A black ruler is placed vertically on the left side of the device. The device has a circular logo on its front face. The ruler shows measurements in millimeters, with markings every 10 mm and sub-markings every 1 mm.</p> |

| | |
|--------------------------|---|
| <p>EUT View 3</p> |  |
| <p>EUT View 4</p> |  |

| | |
|--------------------------|---|
| <p>EUT View 5</p> |  |
| <p>EUT View 6</p> |  |

EUT View 7

