

Wifi Antenna Specification For Approval

Product Name: 2.4G PCB Antenna L=40mm+terminal (1.13 Black Wire) BS1C40P3D53A

Version: A

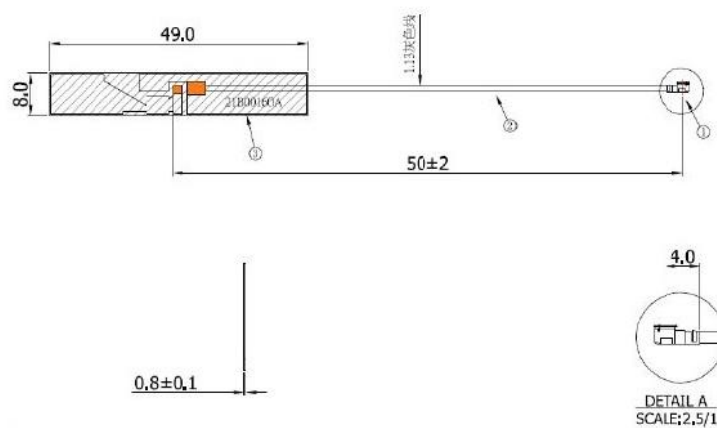
Contents

Item.	Description
1.	Main Technical Specifications
2.	Finished Product Drawing
3.	Test Report

1. Main Technical Specifications

Frequency Range (MHz)	2400 ~ 2500
Impedance (Ω)	50 \pm 10
Peak Gain (dBi)	3 \pm 1
VSWR	\leq 1.92
Admitted Power	1W
Polarization	Line, Vertical
Connector Type	RF Cable + Terminal
Antenna Base	PCB
Operating Temp	-50 $^{\circ}$ C ~ +80 $^{\circ}$ C
Storage Temp	-50 $^{\circ}$ C ~ +80 $^{\circ}$ C

2. Finished Product Drawing



3. Test Report

Network analyzer test report




Efficiency & Peak Gain

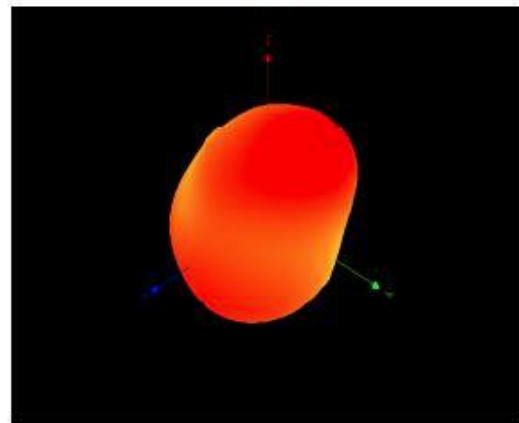
Frequency (MHz)	Efficiency (%)	Peak Gain / dB
2400	65.34	2.69
2450	66.27	2.76
2500	66.71	2.84

3D Radiation Pattern and 2D Plane

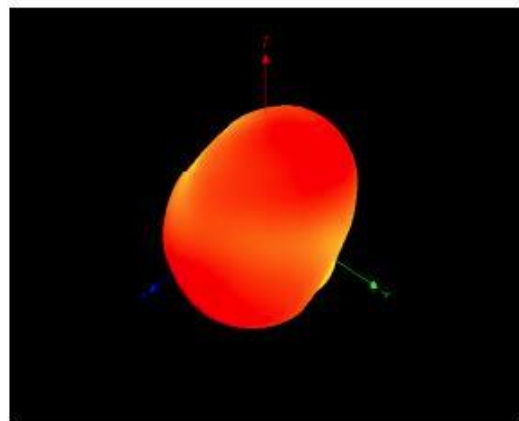
3D Pattern



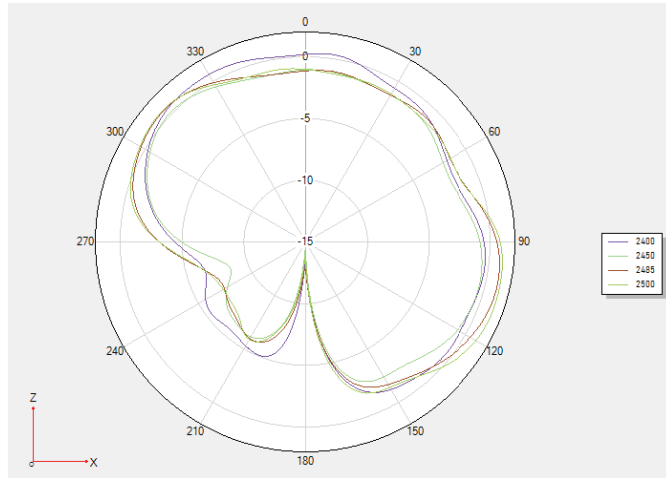
2400MHz



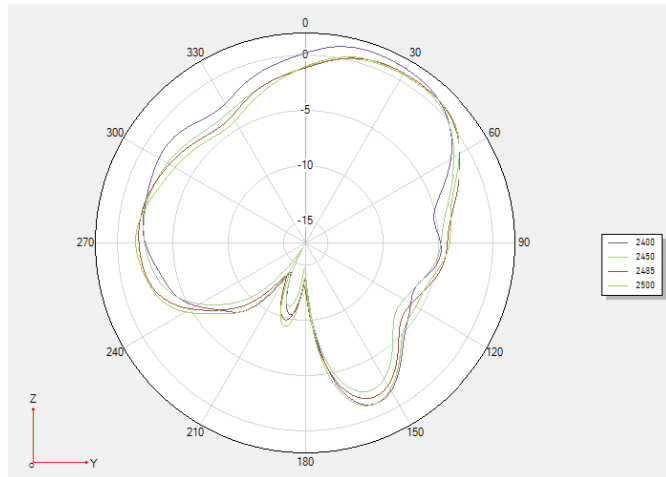
2450MHz



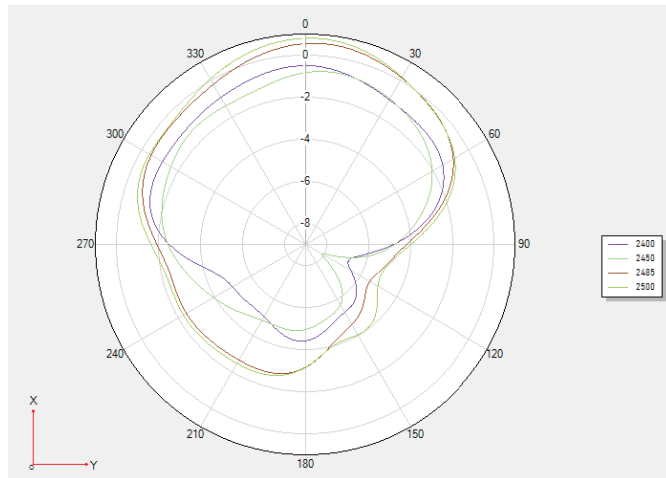
2500MHz



Phi 0 2D 图



Phi 90 2D 图



Theta 90 2D 图