






## EXHIBIT 2 - EUT EXTERNAL PHOTOGRAPHS

<p><b>EUT View 1</b></p>	
<p><b>EUT View 2</b></p>	

<p><b>EUT View 3</b></p>	 <p>This image shows two views of a mobile phone chassis. On the left is the back view, showing a circular camera lens, a flash, and a battery cover. On the right is the front view, showing the screen area and a circular speaker. A black ruler with white markings is placed vertically to the left of the chassis for scale. The ruler shows measurements in millimeters, with markings every 10 mm and sub-markings every 1 mm. The background is a blue textured surface.</p>
<p><b>EUT View 4</b></p>	 <p>This image shows two side views of the mobile phone chassis. The left view shows the side profile with the battery cover and a small protrusion. The right view shows the side profile with the screen area and a small protrusion. A black ruler with white markings is placed vertically to the left of the chassis for scale. The ruler shows measurements in millimeters, with markings every 10 mm and sub-markings every 1 mm. The background is a blue textured surface.</p>

**EUT View 5**



**EUT View 6**

