





<p style="text-align: center;"><b>Solder Board-Component View 5</b></p>	 <p>A photograph of a black PCB component, labeled 'LOCKLY' and 'P20081-001-2021 REV:000-2022.04.26'. The component is shown against a blue background with a ruler for scale. The ruler shows measurements from 0 to 100 mm. The component has various components, including a large integrated circuit, several capacitors, and a multi-colored ribbon cable connected to the right side. The component is oriented vertically in the image.</p>
<p style="text-align: center;"><b>Solder Board-Component View 6</b></p>	 <p>A photograph of the same black PCB component, labeled 'M.I.D.0' and 'WALTEK05099885W001-002'. The component is shown against a blue background with a ruler for scale. The ruler shows measurements from 0 to 100 mm. The component has various components, including a large integrated circuit, several capacitors, and a multi-colored ribbon cable connected to the right side. The component is oriented vertically in the image.</p>



<p><b>Antenna View 1</b></p>	<p>NFC Antenna</p> 
<p><b>Antenna View 2</b></p>	<p>BLE Antenna</p> 