

ML 99U

Portable Wireless Speaker



USER MANUAL

INTRODUCTION

Thanks for choosing our
ML 99U
with Bluetooth V4.2 wireless
technology!

We get the most of this
innovative wireless speaker. It
is also nice-looking and good
sound quality for you at
anywhere and anytime.!

SAFETY WARNINGS

1. Please do not attempt to modify this speaker.
2. Please do not place the speaker in extremely damp or dusty location
3. Please do not place the speaker in places subject to extremely high temperatures, such as in a closed vehicle or direct sunlight
Exposure to high temperatures may adversely affect the speaker and its internal components.
4. Please do not remove the speaker casing.
Internal inspection, maintenance and repairs should be carried out by an authorized service facility.
5. Please do not expose the product to fire, water, high temperature, direct sunlight, or excessive physical shock.
6. Please do not bump or drop speaker as this may cause the speaker to malfunction. if your speaker has been dropped or the casing has been damaged, contact your local dealer or an authorized service facility. Do not continue to use the speaker.

PRODUCT FEATURES

1. HIGH QUALITY CRYSTAL CLEAR

SOUND distinct mids and highs from our two precision acoustic drivers delivers excellent stereo sound and enhanced bass from our proprietary passive bass radiator design.

2. LOUDER VOLUME & MORE BASS

distortion-free at maximum volume; room, kitchen, bathroom, car, parties; streaming music or internet radio services such as Pandora and Spotify from your Smartphone, iPhone , or audio device

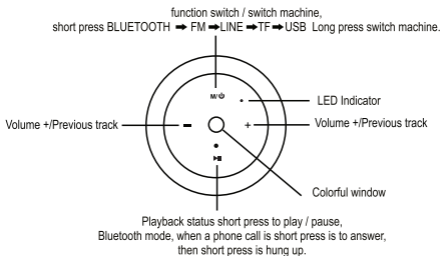
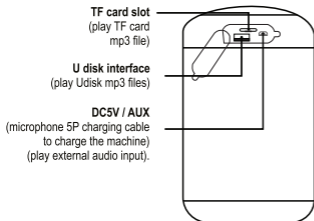
3. CONNECT OVER BLUETOOTH IN

SECONDS to : iPhone , iPad, iPod, Mac, Smartphones, Tablets, Laptops, Computers, Chromebooks---To play from TVs and non-Bluetooth devices use the included 3.5 mm audio cable connected to the AUX-IN jack-

PRODUCT FEATURES

BUILT-IN MIC for handsfree speakerphone calls from Smartphone's and iPhones---includes Micro-USB charging cable and 3.5mm audio cable. Prior to using the speaker, it is recommended to fully charge the speaker and pair it with your Bluetooth devices.

OVERVIEW



CHARGING

Charging Your Speaker

The LED will be red when charging. Once the battery is fully charged, the led turns blue. it takes 3-4 hours to fully charge the speaker.

Pairing Your Speaker

In off status, press and hold the MFB for three seconds, the Red & Blue indicator lights up for one second and the Blue indicator flash for one time. After your hear “dong...” and red & blue indicators blink alternately with “connects me voice prompt, it enters pairing status.

PAIRING

Subsequent Pairing :

- 1) Switch On Bluetooth function of your mobile phone.
- 2) Select "More...in the 'New Pairing Devices'" and search for "**ML 99U**".


CALL SETTINGS

Answer a call:

- 1) When a call is coming, you will hear the caller ID broadcast with ring tone; press the MFB to answer the call.
- 2) When a call is coming, press and hold the MFB for two seconds to reject it.
- 3) During the talk, press the MFB to end the call and you can hear "Dong...tone".

MUSIC SETTINGS

Play/Pause:

In music status, press the  to Pause. Press again to return to music.

Previous Track:

In music status, short press the “ - ” to play the previous song.

Next Track :

In music status, short press “ + ” to play the next song.

Volume +:

In music status, long press, + volume increase

Volume - :

In music status, long press, “ - ” volume decrease
(Note: adjust the volume appropriately, too high volume may harm your hearing)

SPECIFICATION

- Bluetooth version: Bluetooth V4.2
- Output Power: 3W*2
- Output Voltage:5V
- Battery Capacity: 1200mAh

SPECIFICATION N

FCC Warning

This device complies with Part 15 of the FCC Rules. Operation is subject to the following two conditions:

- (1) This device may not cause harmful interference, and
- (2) this device must accept any interference received, including interference that may cause undesired operation.

NOTE 1:

This equipment has been tested and found to comply with the limits for a Class B digital device, pursuant to part 15 of the FCC Rules. These limits are designed to provide reasonable protection against harmful interference in a residential installation. This equipment generates, uses and can radiate radio frequency energy and, if not installed and used in accordance with the instructions, may cause harmful interference to radio communications. However, there is no guarantee that interference will not occur in a particular installation. If this equipment does cause harmful interference to radio or television reception, which can be determined by turning the equipment

SPECIFICATION N

off and on, the user is encouraged to try to correct the interference by one or more of the following measures:

- Reorient or relocate the receiving antenna.
- Increase the separation between the equipment and receiver.
- Connect the equipment into an outlet on a circuit different from that to which the receiver is connected.
- Consult the dealer or an experienced radio/TV technician for help.

NOTE 2: Any changes or modifications to this unit not expressly approved by the party responsible for compliance could void the user's authority to operate the equipment.