

EUPHO SYN V

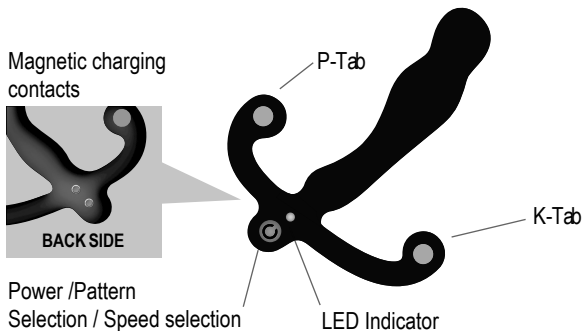


USER GUIDE

EUPHO SYN V™ OVERVIEW:

The Eupho Syn V is a 5th generation anatomically designed hands-free male G-spot stimulator, combining design elements from our award winning Eupho Syn Trident and the added intensity of vibration with the convenience of remote control operation. With a simple contraction, Eupho Syn V pivots inward and upward stimulating the male G-spot (prostate), anus, perineum and K-spot simultaneously. Eupho Syn V's ultra-compact design produces quiet yet powerful vibration and can be used in two control modes powered (wireless or manual) and an unpowered (discreet mode). Larger than the original Eupho Syn, Eupho Syn V offers a unique experience in unpowered mode with fuller, more robust stimulation. Wireless mode utilizes an elegant rechargeable multifunction remote for effortless command of Eupho Syn V's powerful motor using an ergonomic layout that will allow you to scroll back and forth between vibration patterns and select different levels of vibration intensity. Manual control is accessed by a simple multifunction button on the base of the Eupho Syn V. Both powered modes provide 10 preset vibration patterns at 4 levels of intensity for a total of 40 enhanced sensory experiences. Level one offers very subtly elevated stimulation that promotes more sensation while allowing the user to maintain full awareness of movement and responsiveness to contractions. Terrific for Super O sessions, this setting is specifically designed for users who find typical vibrating products desensitizing. Levels 2 and 3 operate at twice and four times the speed of level one, respectively, and are best for those who enjoy moderate degrees of vibration while maintaining an awareness of massager movement and responsiveness. And are terrific settings for Super O and traditional (non-ejaculatory) sessions. Level 4 is 2.5 times stronger than level 3 and is specifically designed for those who enjoy high intensity vibration. When combined with your own internal contractions, the variety of sensations are endless. Eupho's legendary anatomically designed contours produce focused stimulation with the highest level of agility of any of our products, allowing you to customize your own level of sensation. This results in orgasms of enormous power and depth, experiences so intense, they will forever change your frame of reference about sexual pleasure. **Feel the SYN from within!**

GETTING STARTED:



1. Charge Eupho Syn V for two hours before first use.
(see charging instructions)
2. Wash Eupho Syn V with soap and water, or a toy cleaner compatible with silicone items.*
3. Lubricate Eupho Syn V with a water-based or silicone-compatible lubricant.*
4. Lay on your back with both knees pulled up slightly.
5. Slowly insert the Eupho Syn V until the P-TAB is flush against your perineum (the area between the scrotum and anus. You may feel an emerging pressure on your prostate).
6. Start with a few anal contractions to familiarize yourself with the sensations and responsiveness of the device.
7. Choose an operating mode and enjoy!

EUPHO SYN V™ OPERATING MODES:

Discreet

Discreet is an unpowered mode. The Eupho Syn V has been designed to be propelled by your contractions alone for focused prostate and anal stimulation. As there is no vibration associated with this mode, there is no sound to identify it is in use. Great for wearing out for some secret pleasure. We strongly recommend that users get started by inserting the Helix Syn V in this mode in order to familiarize themselves with its feel and responsiveness before powering up.

POWERED MODES:

Manual

Manual mode allows you to use the Eupho Syn V without the remote.

Click the multifunction button twice to turn the Eupho Syn V on. You will notice the LED indicator is blinking, this is standby/ready mode. Double click to turn the massager off.



Pattern Selection

From standby mode, single click multifunction button to advance to vibration patterns 1 through 10. (LED will stop blinking and remain lit when Eupho Syn V is vibrating). Preset vibration patterns are of varying lengths and duration and feature different levels of intensity. Patterns 9 and 10 are special composite patterns derived from patterns 1 – 8 edited for duration and intensity and sequenced together to simulate randomness.

EUPHO SYN V™ OPERATING MODES: (continued)

Intensity (Motor Speed) Selection

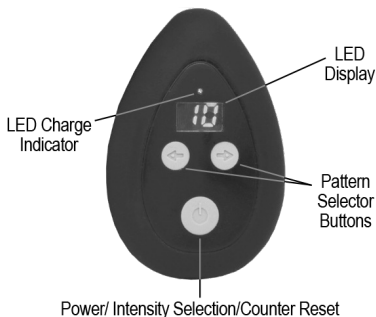
Depress and hold multifunction button 2 seconds to change to one of four motor speeds:

Speed one: 10%. Speed two: 20%. Speed three: 40%. Speed four: 100%.

Turning power off and on will reset the Eupho Syn V back to standby mode and from there Speed one, pattern one.

REMOTE

The Eupho Syn V wireless remote provides access to all of the massagers features including; 10 vibration patterns at 4 levels of intensity, shuffle navigation forward and back, and power on / off.



POWER

Press and hold 2 seconds to turn the remote power on.

*Note, the Eupho Syn V must be turned on manually for the remote to connect to it. Pressing and holding the button thereafter for 2 seconds will turn both the remote and the Eupho Syn V off.

Counter Reset:

Double click to reset the LED display back to 00 (ready mode)

REMOTE: (continued)

Intensity (Motor Speed) Selection

Depress and hold multifunction button 2 seconds to change to one of four motor speeds:

Speed one: 10%. Speed two: 20%. Speed three: 40%. Speed four: 100%.

Turning power off and on will reset the Eupho Syn V back to standby mode and from there Speed one, pattern one.



The LED display indicates the vibration pattern in use by number. On power-up the remote is in ready mode and 00 is displayed. Press right arrow or left arrow to choose a pattern.




All vibration patterns can be accessed by pushing the left or right pattern selector arrow buttons. The right button advances from 1 to 10 and back to 00, the left button advances from 10 to 1 and back to 00. This feature makes it easy to navigate through the large number of patterns quickly. To fast forward up or down, depress and hold the right or left arrow buttons.

POWER SAVE FEATURES

The Eupho Syn V and remote have special power save features designed to conserve battery life. When the Eupho Syn is operated in manual mode (without the remote), if left in ready/standby mode (with LED blinking) for longer than 5 minutes, it will automatically power off. Once a vibration pattern is selected, the massager will operate continuously (This feature is deactivated once the remote is powered on and synced with the Eupho Syn V). Once a vibration pattern is chosen on the remote, the Eupho Syn V will operate continuously for 60 minutes. If no other command is selected on the remote (a different pattern or a different power level) then the remote and the Eupho Syn V will power off after 60 minutes. Each time you select a different vibration pattern or a different power level you reset both devices for another hour of use.

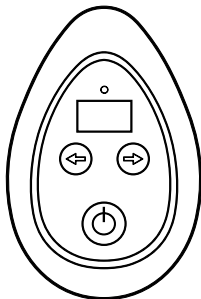
EUPHO SYN V CHARGING INSTRUCTIONS:



Eupho Syn V's USB charging cable can be plugged into any USB type A port or USB type A AC power adapter (not included). Place the charger head over the two magnetic contacts on the base of the unit next to the button. Eupho Syn V requires 2 hours for a full charge and will last for approximately 90 minutes of continuous use at highest speed.

- Blinking Light = Charging
- Solid Light = Fully Charged

REMOTE CHARGING INSTRUCTIONS



The Eupho Syn V remote takes a micro USB charging cable (included) and can be plugged into any USB type A port or USB type A, AC power adapter (not included). Insert the micro USB jack into the bottom of the remote. The remote requires 90 minutes for a full charge and will last for over 50 hours of use.

- Blinking Light = Charging
- Solid Light = Fully Charged

EUPHO SYN V HANDLING AND CARE:



1. Always clean Eupho Syn V before and after use.
2. Wash with soap and lukewarm water or a silicone compatible toy cleaner. Rinse clean and pat dry using a lint-free cloth or towel. Do not use cleaners containing alcohol, acetone or petroleum-based solvents.

NEVER boil the Eupho Syn V.

3. For maximum comfort and responsiveness, always apply a high quality water-based or plant oil-based lubricant before insertion. *Silicone-based lubricants are not recommended and should never be used with the Eupho Syn V as they will damage the product's surface and void your warranty.
4. Avoid exposure to high heat or long periods in sunlight.
5. Eupho Syn V is water (splash) resistant so it can be used in the shower and washed over a sink. Never bathe with the Eupho Syn V or submerge it for long periods in water.

REMOTE HANDLING AND CARE:

1. Wipe with a clean slightly damp lint-free cloth or towel. Do not use cleaners containing alcohol, acetone or petroleum-based solvents.
2. Avoid exposure to high heat or long periods in sunlight.
3. Avoid contact with water or other liquids.

PRECAUTIONS:

Do not use Eupho Syn V on any area of the body that is swollen, inflamed or where the skin is broken. Do not use this device if you have prostate cancer. If you have concerns regarding your health or if you any have the following health conditions: active Crohn's disease, active Ulcerative Colitis (UC), Inflammatory Bowel Disease (IBD),

PRECAUTIONS: (CONTINUED)

Inflammatory Bowel Syndrome (IBS), and rectal or anal bleeding then consult your doctor before using this device. Discontinue use if you experience discomfort, pain, irritation, swelling, bleeding, pain or loss of sensation. Do not use this device while under the influence of drugs or alcohol as they may impair your judgement and increase the risk of injury. Do not use desensitizing creams or sprays prior to insertion as this will inhibit your perception of pain or discomfort and may influence your ability to detect possible injury. If you experience any complications when using this device, discontinue use immediately and seek medical attention. To prevent the risk of transmitting pathogens, do not share this device with other people.

WARNINGS:

If you have any ongoing medical condition affecting your prostate or pelvic area such as anal fissure, anal or rectal bleeding, inflamed hemorrhoids or acute bacterial prostatitis or any other general concerns regarding your health, consult with your physician before using this device. Do not use this product if you have been diagnosed with prostate cancer. Do not use this product on any area of your body that is swollen, inflamed or where the skin is broken. The Eupho Syn V should be used with generous amounts of lubrication. Insufficient lubrication may cause pain, discomfort and/or tearing of anal tissues. Never drive this product by hand. The Eupho Syn V is a hands-free device that is designed to be powered by your anal contractions only. Never force the PSY into your anorectal canal. Forcing it can cause pain or injury to your anal tissues and prostate gland. Discontinue use if you experience pain, irritation, swelling, bleeding, or loss of sensation. Do not use this device while under the influence of drugs or alcohol as they may impair your judgment and increase the risk of injury.

Disclaimer: Use of Aneros products is at the users own risk. Neither the manufacturer nor the retailer assumes any responsibility or liability for use of the products. ©2024 Aneros, All Rights Reserved.

SPECIFICATIONS:

Materials	Silicone and PC plastic
Size	126.5 x 97.5 x 23.7 mm
Weight	51±5g
Battery	601521 lithium / 3.7V / 120mAh
Charging	120 mins
Use Time	90 minutes at highest setting
Max Noise Level	<50db
Interface	Single Button for 10 patterns – Manual
Mode	9 pulses and 1 long vibration, 1 standby, 4 intensities in full mode RF Wireless Remote (see below)
IPX	IPX7. Protected against short durations of of water immersion. Max immersion for less than 30 minutes at a depth of less than one meter.

REMOTE

Materials	Silicone and ABS Plastic
Size	70 x 47 x 20mm
Weight	34±5g
Battery	651317 lithium / 3.7V / 100mAh
Charging	90 mins
Use Time	50 hours
Max Noise	Level NA
Interface	Dual buttons for 10 patterns, single button for 4 speeds.
RF	Wireless
Operating Frequency	433.92MHZ
Maximum Range	25 ft / 7.6 m

DISPOSAL INFORMATION:

Disposal of old electronic equipment (applicable in the EU and other European countries with separate waste collection systems):point for recycling electrical and electronic equipment.

DISPOSAL INFORMATION: (CONTINUED)

The crossed-out dustbin symbol indicates that these items should not be treated as household waste, but rather brought to the appropriate collection point for recycling electrical and electronic equipment.



RoHS
2002/95/EC



**UK
CA**



Points de collecte sur www.quefairedemesdechets.fr
Privilégiez la réparation ou le don de votre appareil !

COMPLIANCE:

This equipment has been tested and found to comply with the limits for a Class B digital device, pursuant to part 15 of the FCC Rules. These limits are designed to provide reasonable protection against harmful interference in a residential installation. This equipment generates, uses and can radiate radio frequency energy and, if not installed and used in accordance with the instructions, may cause harmful interference to radio communications. However, there is no guarantee that interference will not occur in a particular installation. If this equipment does cause harmful interference to radio or television reception, which can be determined by turning the equipment off and on, the user is encouraged to try to correct the interference by one or more of the following measures:

- Reorient or relocate the receiving antenna.
- Increase the separation between the equipment and receiver.
- Connect the equipment into an outlet on a circuit different from that to the receiver is connected.
- Consult the dealer or an experienced radio/TV technician for help.

COMPLIANCE: (CONTINUED)

This equipment complies with Part 15 of the FCC Rules. Operation is subject to the following two conditions: (1) this equipment may not cause harmful interference, and (2) this equipment must accept any interference received, including interference that may cause undesired operation. Any changes or modifications not expressly approved by the party responsible for compliance could void the user's authority to operate the equipment.

RF warning statement:

The device has been evaluated to meet general RF exposure requirement. The device can be used in portable exposure condition without restriction.

EU and UK Declaration Of Conformity

Hereby, Aneros declares that the radio equipment type [Eupho Syn V] is in compliance with Directive 2014/53/EU.

The full text of the EU and UK Declaration Of Conformity is available at the following internet address: www.aneros.com/doc

Represented by:

Authorised Rep Compliance LTD
Ground Floor
71 Lower Baggot Street
Dublin
D02 P593
Ireland

Authorised Rep Compliance LTD
Arc House
Thurnham
Lancaster
LA2 0DT
UK

FCC Warning:

This equipment has been tested and found to comply with the limits for a Class B digital device, pursuant to part 15 of the FCC Rules. These limits are designed to provide reasonable protection against harmful interference in a residential installation. This equipment generates, uses and can radiate radio frequency energy and, if not installed and used in accordance with the instructions, may cause harmful interference to radio communications. However, there is no guarantee that interference will not occur in a particular installation. If this equipment does cause harmful interference to radio or television reception, which can be determined by turning the equipment off and on, the user is encouraged to try to correct the interference by one or more of the following measures:

- Reorient or relocate the receiving antenna.
- Increase the separation between the equipment and receiver.
- Connect the equipment into an outlet on a circuit different from that to which the receiver is connected.
- Consult the dealer or an experienced radio/TV technician for help.

Caution: Any changes or modifications to this device not explicitly approved by manufacturer could void your authority to operate this equipment.

This device complies with part 15 of the FCC Rules. Operation is subject to the following two conditions:

(1) This device may not cause harmful interference, and (2) this device must accept any interference received, including interference that may cause undesired operation.

This equipment complies with FCC radiation exposure limits set forth for an uncontrolled environment. This equipment should be installed and operated with minimum distance 0cm between the radiator and your body.

ISED Statement

- English: This device complies with Industry Canada license-exempt RSS standard(s). Operation is subject to the following two conditions: (1) This device may not cause interference, and (2) This device must accept any interference, including interference that may cause undesired operation of the device.

The digital apparatus complies with Canadian CAN ICES-3 (B)/NMB-3(B).

- French: Le présent appareil est conforme aux CNR d'Industrie Canada applicables aux appareils radio exempts de licence. L'exploitation est autorisée aux deux conditions suivantes: (1) l'appareil ne doit pas produire de brouillage, et (2) l'utilisateur de l'appareil doit accepter tout brouillage radioélectrique subi, même si le brouillage est susceptible d'en compromettre le fonctionnement.

l'appareil numérique du ciem conforme canadien peut - 3 (b) / nmb - 3 (b).

This device meets the exemption from the routine evaluation limits in section 2.5 of RSS 102 and compliance with RSS 102 RF exposure, users can obtain Canadian information on RF exposure and compliance.

cet appareil est conforme à l'exemption des limites d'évaluation courante dans la section 2.5 du cnr - 102 et conformité avec rss 102 de l'exposition aux rf, les utilisateurs peuvent obtenir des données canadiennes sur l'exposition aux champs rf et la conformité.

This equipment complies with Canada radiation exposure limits set forth for an uncontrolled environment.

This equipment should be installed and operated with minimum distance 0cm between the radiator & your body.

Cet équipement est conforme Canada limites d'exposition aux radiations dans un environnement non contrôlé.

Cet équipement doit être installé et utilisé avec une distance minimale de 0 cm entre le radiateur et votre corps.