


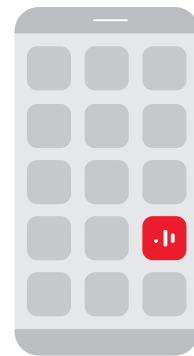
LIFE AMPLIFIED

To connect and set up EP 01, follow steps 1-3



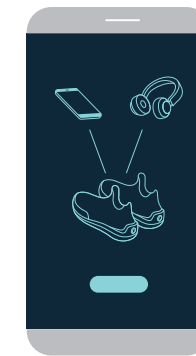
1 TURN ON BLUETOOTH®

EP 01 connects to your phone using Bluetooth technology



2 DOWNLOAD THE DROP LABS APP

The app controls every aspect of EP 01



3 OPEN THE DROP LABS APP

The app will guide you through setup



SAFETY & HANDLING

Avoid water exposure



Don't puncture, crush, disassemble, or replace battery

Avoid vigorous athletic activities



Don't drive and play sound through EP 01

Don't throw or drop

Only use the Drop Labs-provided charger

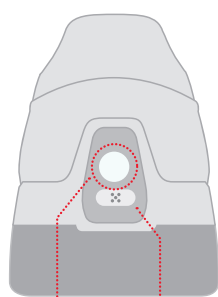
Charge in a cool place



Don't wear EP 01 while charging

Don't charge if damaged

Additional safety, handling and care information is available in the Drop Labs app under Customer Support and online at droplabs.com/support



BUTTON & LIGHTS

TO TURN ON EP 01

- Press and hold button for 0.5 s
- Release button when light turns white

TO TURN OFF EP 01

- Press and hold button for 1.5 s
- Release button when light fades out

TO PAIR EP 01 WITH PHONE

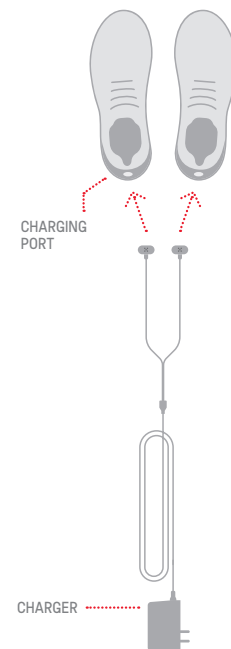
- Press and hold button for 2.5 s
- Release button when light pulses cyan (blue)

IF THE BUTTON LIGHT LOOKS LIKE THIS...

- White
- Cyan pulsing
- Cyan

IT MEANS THAT THE EP 01 ARE...

- Turned on, but not connected
- Ready to pair with phone
- Connected to phone & ready to play



HOW TO CHARGE

Attach the magnetic charger connectors to the back of EP01

BUTTON LIGHT STATUS

- Charging
- Fully charged
- Empty (rapid blink)

BATTERY LIFE

2 hours of charging gives up to 4 hours of sensation

15 minutes of charging gives up to 1 hour of sensation when battery is low



NEED HELP?

CHAT WITH US

Tap the icon in the Drop Labs app to chat with customer support

OTHER WAYS TO CONTACT CUSTOMER SUPPORT

droplabs.com/support
support@droplabs.com
Text: (323) 690-1077

REGULATORY & COMPLIANCE

Regulatory and compliance information regarding EP 01 is available in the Drop Labs app under Settings > About and online at droplabs.com/regulatory

COMPLIANCE MARKINGS ON DEVICE

Certification and other device compliance markings are located on the label underneath the sockliner of EP 01. Remove the sockliner to view.

WARRANTY

EP 01 is covered by a Limited Warranty, detailed in the Drop Labs app under Customer Support > Warranty and online at droplabs.com/warranty

RECYCLING

Please recycle EP 01 through a professional electronic recycling facility. More information is available in the Drop Labs app under Customer Support > Recycling or online at droplabs.com/recycling

The Bluetooth® word mark and logos are registered trademarks owned by Bluetooth SIG, Inc. and any use of such marks by SonicSensory, Inc. is under license. Other trademarks and trade names are those of their respective owners.

Apple, the Apple logo, are trademarks of Apple Inc., registered in the U.S. and other countries and regions. App Store is a service mark of Apple Inc.

Google Play and the Google Play logo are trademarks of Google LLC.

The Drop Labs name and designs are trademarks of SonicSensory, Inc. © 2019 SonicSensory, Inc. All rights reserved.

• drop labs
EP 01

M-LTR-00001



Drop Labs App Settings: Regulatory & FCC Content

FCC submission

Last modified October 1, 2019 by Jens Jonason <jens@droplabs.com>

SonicSensory, Inc.

