



# element

**SonicSensory, Inc.**

**EP-01**

**FCC 2.1093:2019**

**Bluetooth - CSR 8670**

**Bluetooth - TI CC2564C**

**Report # DROP0009.5**



NVLAP Lab Code: 200630

***This report must not be used to claim product certification, approval, or endorsement by NVLAP, NIST, or any agency of the U.S. Government. This Report shall not be reproduced, except in full without written approval of the laboratory.***

***EAR-Controlled Data - This document contains technical data whose export and reexport/retransfer is subject to control by the U.S. Department of Commerce under the Export Administration Act and the Export Administration Regulations. The Department of Commerce's prior written approval may be required for the export or re-export/retransfer of such technical data to any foreign person, foreign entity or foreign organization whether in the United States or abroad.***

***More: <https://www.bis.doc.gov/index.php/forms-documents/regulations-docs/14-commerce-country-chart/fileT>***



# CERTIFICATE OF EVALUATION

Last Date of Evaluation: Wednesday September 25, 2019  
SonicSensory, Inc.  
Model: EP-01

## RF Exposure Evaluation

### Standards

Specification	Method
FCC 2.1093:2019	FCC 447498 D01 General RF Exposure Guidance v06

### Results

Method Clause	Description	Applied	Results	Comments
4.3.2	SAR Test Exclusion	Yes	Pass	None

### Deviations From Evaluation Standards

None

### Approved By:

Donald Facteau, Process Architect

*Product compliance is the responsibility of the client; therefore, the tests and equipment modes of operation represented in this report were agreed upon by the client, prior to testing. The results of this test pertain only to the sample(s) tested. The specific description is noted in each of the individual sections of the test report supporting this certificate of test. This report reflects only those tests from the referenced standards shown in the certificate of test. It does not include inspection or verification of labels, identification, marking or user information. As indicated in the Statement of Work sent with the quotation, Element's standard process is to always use the latest published version of the test methods even when earlier versions are cited in the test specification. Issuance of a purchase order was de facto acceptance of this approach. Otherwise, the client would have advised Element in writing of the specific version of the test methods they wanted applied to the subject testing*

# REVISION HISTORY



Revision Number	Description	Date (yyyy-mm-dd)	Page Number
00	None		

# ACCREDITATIONS AND AUTHORIZATIONS



---

## United States

**FCC** - Designated by the FCC as a Telecommunications Certification Body (TCB). Certification chambers, Open Area Test Sites, and conducted measurement facilities are listed with the FCC.

**A2LA** - Accredited by A2LA to ISO / IEC 17065 as a product certifier. This allows Element to certify transmitters to FCC and IC specifications.

**NVLAP** - Each laboratory is accredited by NVLAP to ISO 17025

---

## Canada

**ISED** - Recognized by Innovation, Science and Economic Development Canada as a Certification Body (CB) and as a CAB for the acceptance of test data.

---

## European Union

**European Commission** – Within Element, we have a EU Notified Body validated for the EMCD and RED Directives.

---

## Australia/New Zealand

**ACMA** - Recognized by ACMA as a CAB for the acceptance of test data.

---

## Korea

**MSIT / RRA** - Recognized by KCC's RRA as a CAB for the acceptance of test data.

---

## Japan

**VCCI** - Associate Member of the VCCI. Conducted and radiated measurement facilities are registered.

---

## Taiwan

**BSMI** – Recognized by BSMI as a CAB for the acceptance of test data.

**NCC** - Recognized by NCC as a CAB for the acceptance of test data.

---

## Singapore

**IDA** – Recognized by IDA as a CAB for the acceptance of test data.

---

## Israel

**MOC** – Recognized by MOC as a CAB for the acceptance of test data.

---

## Hong Kong

**OFCA** – Recognized by OFCA as a CAB for the acceptance of test data.

---

## Vietnam

**MIC** – Recognized by MIC as a CAB for the acceptance of test data.

---

## SCOPE


For details on the Scopes of our Accreditations, please visit:

<https://www.nwemc.com/emc-testing-accreditations>

# FACILITIES



<b>California</b> Labs OC01-17 41 Tesla Irvine, CA 92618 (949) 861-8918	<b>Minnesota</b> Labs MN01-10 9349 W Broadway Ave. Brooklyn Park, MN 55445 (612)-638-5136	<b>Oregon</b> Labs EV01-12 6775 NE Evergreen Pkwy #400 Hillsboro, OR 97124 (503) 844-4066	<b>Texas</b> Labs TX01-09 3801 E Plano Pkwy Plano, TX 75074 (469) 304-5255	<b>Washington</b> Labs NC01-05 19201 120 <sup>th</sup> Ave NE Bothell, WA 98011 (425)984-6600
<b>NVLAP</b>				
NVLAP Lab Code: 200676-0	NVLAP Lab Code: 200881-0	NVLAP Lab Code: 200630-0	NVLAP Lab Code:201049-0	NVLAP Lab Code: 200629-0
<b>Innovation, Science and Economic Development Canada</b>				
2834B-1, 2834B-3	2834E-1, 2834E-3	2834D-1	2834G-1	2834F-1
<b>BSMI</b>				
SL2-IN-E-1154R	SL2-IN-E-1152R	SL2-IN-E-1017	SL2-IN-E-1158R	SL2-IN-E-1153R
<b>VCCI</b>				
A-0029	A-0109	A-0108	A-0201	A-0110
<b>Recognized Phase I CAB for ISED, ACMA, BSMI, IDA, KCC/RRA, MIC, MOC, NCC, OFCA</b>				
US0158	US0175	US0017	US0191	US0157



# RF Exposure Condition



<b>The following RF Exposure conditions were used for the assessment documented in this report:</b>	
Intended Use	Portable
Location on Body (if applicable)	Limb
How is the Device Used	A pair of co-located Bluetooth radios stream audio data from cell-phone to headphones. An additional Bluetooth radio receives audio signal and transfers to subwoofer.
Radios Contained in the Same Host Device	CSR 8670 Bluetooth, Left Shoe CSR 8670 Bluetooth, Right Shoe TI CC2564C Bluetooth, Left Shoe
Simultaneous Transmitting Radios	CSR 8670 Bluetooth, Left Shoe TI CC2564C Bluetooth, Left Shoe
Body Worn Accessories	Shoes
Environment	General Population/Uncontrolled Exposure

# PRODUCT DESCRIPTION



## Client and Equipment Under Evaluation Information

<b>Company Name:</b>	SonicSensory, Inc.
<b>Address:</b>	1163 Logan St
<b>City, State, Zip:</b>	Los Angeles, 90026
<b>Evaluation Requested By:</b>	Mimi Liu
<b>Model:</b>	EP-01
<b>Date of Evaluation:</b>	Wednesday, September 25, 2019

## Information Provided by the Party Requesting the Evaluation

### Functional Description of the Equipment:

The device consists of components in both the left and right shoes of the end user. A TI CC2564C Bluetooth radio is co-located with a CSR8670 Bluetooth radio in the left shoe. An additional CSR8670 Bluetooth radio is in the right shoe.

The CSR8670 Bluetooth radio in the left shoe networks to the User's Bluetooth device. It also then provides subwoofer audio (SWAT) communications to the CSR8670 Bluetooth radio in the right shoe. The TI CC2564C in the left shoe transmits audio to the User's Bluetooth headphone.

### Objective:

To demonstrate compliance with FCC RF exposure requirements for 2.1093 portable devices.



# SAR TEST EXCLUSION



## OVERVIEW

Human exposure to RF emissions from portable devices (47 CFR §2.1093) used with the radiating antenna closer than 20 cm to the user requires Specific Absorption Rate (SAR) to evaluate the environmental impact of human exposure to radiofrequency (RF) radiation.

## COMPLIANCE WITH FCC 2.1093

*“Portable devices that operate in the Cellular Radiotelephone Service pursuant to part 22 of this chapter; the Personal Communications Service (PCS) pursuant to part 24 of this chapter; the Satellite Communications Services pursuant to part 25 of this chapter; the Miscellaneous Wireless Communications Services pursuant to part 27 of this chapter; the Maritime Services (ship earth station devices only) pursuant to part 80 of this chapter; the Specialized Mobile Radio Service, the 4.9 GHz Band Service, and the 3650 MHz Wireless Broadband Service pursuant to part 90 of this chapter; the Wireless Medical Telemetry Service (WMTS) and the Medical Device Radiocommunication Service (MedRadio), pursuant to subparts H and I of part 95 of this chapter, respectively, unlicensed personal communication service, unlicensed NII devices and millimeter wave devices authorized under §§15.253(f), 15.255(g), 15.257(g), 15.319(i), and 15.407(f) of this chapter; and the Citizens Broadband Radio Service pursuant to part 96 of this chapter are subject to routine environmental evaluation for RF exposure prior to equipment authorization or use. All other portable transmitting devices are categorically excluded from routine environmental evaluation for RF exposure prior to equipment authorization or use, except as specified in §§1.1307(c) and 1.1307(d) of this chapter. Applications for equipment authorization of portable transmitting devices subject to routine environmental evaluation must contain a statement confirming compliance with the limits specified in paragraph (d) of this section. Technical information showing the basis for this statement must be submitted to the Commission upon request.”*

**The EUT will be used with a separation distance of less than 20 centimeters between the radiating antenna and the body of the user or nearby persons and must therefore be considered a portable transmitter per 47 CFR 2.1093(b).**

## COMPLIANCE WITH FCC KDB 447498 D01 General RF Exposure Guidance v06

“KDB 447498 D01 General RF Exposure Guidance v06” provides the procedures, requirements, and authorization policies for mobile and portable devices.

Standalone radio SAR test exclusion is covered under section 4.3.1. Unless specifically required by the published RF exposure KDB procedures, standalone 1-g head or body and 10-g extremity SAR evaluation for general population exposure conditions, by measurement or numerical simulation, is not required when the corresponding SAR Test Exclusion Thresholds are met as shown in the Limits section below.

Simultaneous transmission SAR test exclusion is covered under section 4.3.2. SAR test exclusion is determined for each operating configuration and exposure condition according to the reported standalone SAR of each applicable simultaneously transmitting antenna. When the sum of 1-g or 10-g SAR of all simultaneously transmitting antennas in an operating mode and exposure condition combination is within the SAR limit, SAR test exclusion applies to that simultaneous transmission configuration.



# SAR TEST EXCLUSION



## LIMITS

### Limits for General Population /Uncontrolled Exposure: 47 CFR 1.1310 (c)

The SAR limits for general population/uncontrolled exposure are 0.08 W/kg, as averaged over the whole body, and a peak spatial-average SAR of 1.6 W/kg, averaged over any 1 gram of tissue (defined as a tissue volume in the shape of a cube). Exceptions are the parts of the human body treated as extremities, such as hands, wrists, feet, ankles, and pinnae, where the peak spatial-average SAR limit is 4 W/kg, averaged over any 10 grams of tissue (defined as a tissue volume in the shape of a cube). Exposure may be averaged over a time period not to exceed 30 minutes to determine compliance with general population/uncontrolled SAR limits.

For 100 MHz to 6 GHz and test separation distances  $\leq 50$  mm, the SAR test exclusion thresholds are 1-g for head and body SAR and 10-g SAR for extremity SAR.

## ASSESSMENT

For 100 MHz to 6 GHz and test separation distances  $\leq 50$  mm, the 1-g and 10-g SAR test exclusion thresholds are determined by the following:

$[(\text{max. power of channel, including tune-up tolerance, mW})/(\text{min. test separation distance, mm})] \cdot [\sqrt{f(\text{GHz})}] = 3.0$   
for 1-g SAR and  $= 7.5$  for 10-g extremity SAR,

where

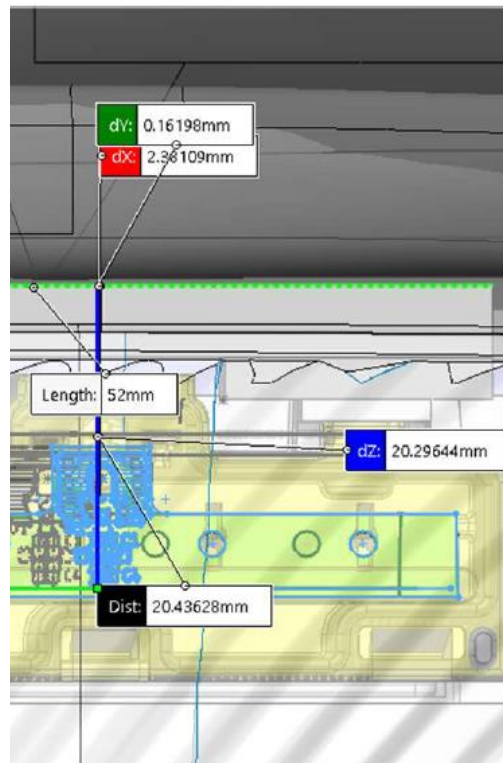
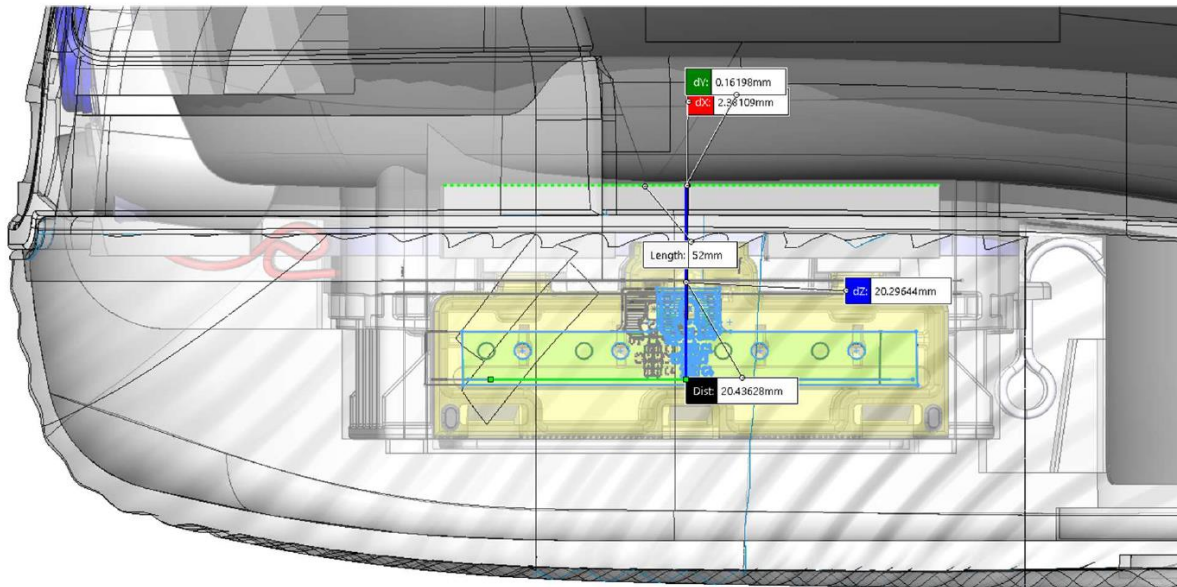
- $f(\text{GHz})$  is the RF channel transmit frequency in GHz
- Power and distance are rounded to the nearest mW and mm before calculation
- The result is rounded to one decimal place for comparison
- 3.0 and 7.5 are referred to as the numeric thresholds in the step b below

The test exclusions are applicable only when the minimum test separation distance is  $\leq 50$  mm and for transmission frequencies between 100 MHz and 6 GHz. When the minimum test separation distance is  $< 5$  mm, a distance of 5 mm according to 4.1f) is applied to determine SAR test exclusion.

## METHOD OF EVALUATION – STANDALONE CONFIGURATION

Daniel Quiros, Hardware Engineer for SonicSensory, Inc. attests that the minimum spacing between the radio and the extremity (the bottom of the foot) is 20 mm. He provided the following drawings showing the distance between the bottom of the user's foot and the radiating antenna (See Next Page):

# SAR TEST EXCLUSION



# SAR TEST EXCLUSION



The standalone SAR Test Exclusion Threshold for each radio is summarized in the following tables.

The SAR Test Exclusion Threshold is summarized in the following table:

Radio	Transmit Frequency (MHz)	Measured Conducted Output Power (mW)	Duty Cycle	Minimum Separation Distance (mm)	Exclusion Threshold	Limit	Compliant
TI CC2564C, BT	2402	4.04	1	20	0.313	7.5	Yes

The information in the table above was obtained from:

From client provided information for this application and Element report # DROP0009.2.

Radio	Transmit Frequency (MHz)	Measured Conducted Output Power (mW)	Duty Cycle	Minimum Separation Distance (mm)	Exclusion Threshold	Limit	Compliant
CSR 8670 Left or Right, BT	2480	1.48	1	20	0.117	7.5	Yes

The information in the table above was obtained from:

From client supplied information for this application and Element report #DROP0009.1.

## METHOD OF EVALUATION – SIMULTANEOUS TRANSMISSION CONFIGURATION

KDB 447498 D01 General RF Exposure Guidance v06, Section 4.3.2(b)

*“When an antenna qualifies for the standalone SAR test exclusion of 4.3.1 and also transmits simultaneously with other antennas, the standalone SAR value must be estimated according to the following to determine the simultaneous transmission SAR test exclusion criteria:*

- 1)  $[(\text{max. power of channel, including tune-up tolerance, mW}) / (\text{min. test separation distance, mm})] \cdot [f(\text{GHz}/x)] \text{ W/kg}$ , for test separation distances  $\leq 50\text{mm}$ ;

*where  $x = 7.5$  for 1-g SAR and  $x = 18.75$  for 10-g SAR.*

- 2)  $0.4 \text{ W/kg}$  for 1-g SAR and  $1.0 \text{ W/kg}$  for 10-g SAR, when the test separation distance is  $> 50 \text{ mm}$ .

*This SAR estimation formula has been considered in conjunction with the SAR Test Exclusion Thresholds to result in substantially conservative SAR values of  $= 0.4 \text{ W/kg}$ . When SAR is estimated, the peak SAR location is assumed to be at the feed-point or geometric center of the antenna, whichever provides a smaller antenna separation distance, and this location must be clearly identified in test reports. The estimated SAR is used only to determine simultaneous transmission SAR test exclusion; it should not be reported as the standalone SAR. When SAR is estimated, it must be applied to determine the sum of 1-g SAR test exclusion. When SAR to peak location separation ratio test exclusion is applied, the highest reported SAR for simultaneous transmission can be an estimated standalone SAR if the estimated SAR is the highest among the simultaneously transmitting antennas (see also KDB Publication 690783 D01). For situations where the estimated SAR is overly conservative for certain conditions, the test lab may choose to perform standalone SAR measurements, then use the measured SAR to determine simultaneous transmission SAR test exclusion. Estimated SAR values at selected frequencies, distances, and power levels are illustrated in Appendix D.*

# SAR TEST EXCLUSION



In the table below, the estimated stand-alone SAR for each radio has been estimated. The estimated values have been summed and compared to the SAR limit. The result of the calculation is well below the limit therefore the unit is excluded from simultaneous SAR evaluation and deemed compliant with FCC RF exposure requirements.

Radio	Transmit Frequency (GHz)	Test Separation (mm)	Output Power (mW)	Duty Cycle	Estimated Standalone SAR (W/kg)	Specification (W/kg)
CSR 8670 Left, BT	2.48	20	1.48	1	0.006	4
TI CC2564C, BT	2.402	20	4.04	1	0.017	4

Estimated Summed SAR (W/kg)	Specification (W/kg)
0.023	4