

APPENDIX B - Test Setup Photos and Configuration

Conducted Emissions at Mains Power Ports


■ Charge Mode



This report shall not be reproduced except in full, without the written approval of KES Co., Ltd.
The results shown in this test report refer only to the sample(s) tested unless otherwise stated.
The authenticity of the test report, contact kes@kes.co.kr


Radiated Electric Field Emissions(Below 1 GHz)

■ Charge Mode




This report shall not be reproduced except in full, without the written approval of KES Co., Ltd.
The results shown in this test report refer only to the sample(s) tested unless otherwise stated.
The authenticity of the test report, contact kes@kes.co.kr

■ Operating Mode





This report shall not be reproduced except in full, without the written approval of KES Co., Ltd.
The results shown in this test report refer only to the sample(s) tested unless otherwise stated.
The authenticity of the test report, contact kes@kes.co.kr



■ Wireless Operating Mode

Radiated Electric Field Emissions(Above 1 GHz)

■ Charge Mode



This report shall not be reproduced except in full, without the written approval of KES Co., Ltd.
The results shown in this test report refer only to the sample(s) tested unless otherwise stated.
The authenticity of the test report, contact kes@kes.co.kr

■ Operating Mode

This report shall not be reproduced except in full, without the written approval of KES Co., Ltd.
The results shown in this test report refer only to the sample(s) tested unless otherwise stated.
The authenticity of the test report, contact kes@kes.co.kr

■ Wireless Operating Mode

