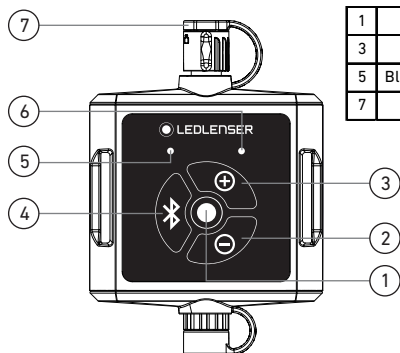


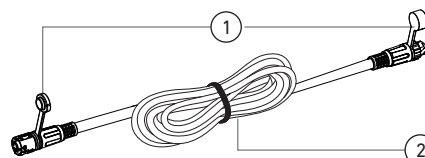
Item No. 503018



Item No. 503016

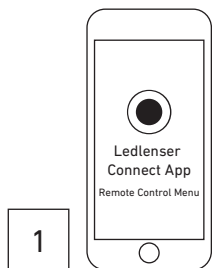


1	Power Button	2	Reduce Button
3	Increase Button	4	Bluetooth Connect Button
5	Bluetooth Indicator LED	6	Working Indicator LED
7	Caps		

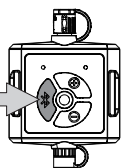


1	Caps	2	5m Extension Cable
---	------	---	--------------------

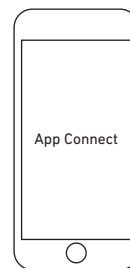
Bluetooth Controller (Item No. 503018)



1xClick


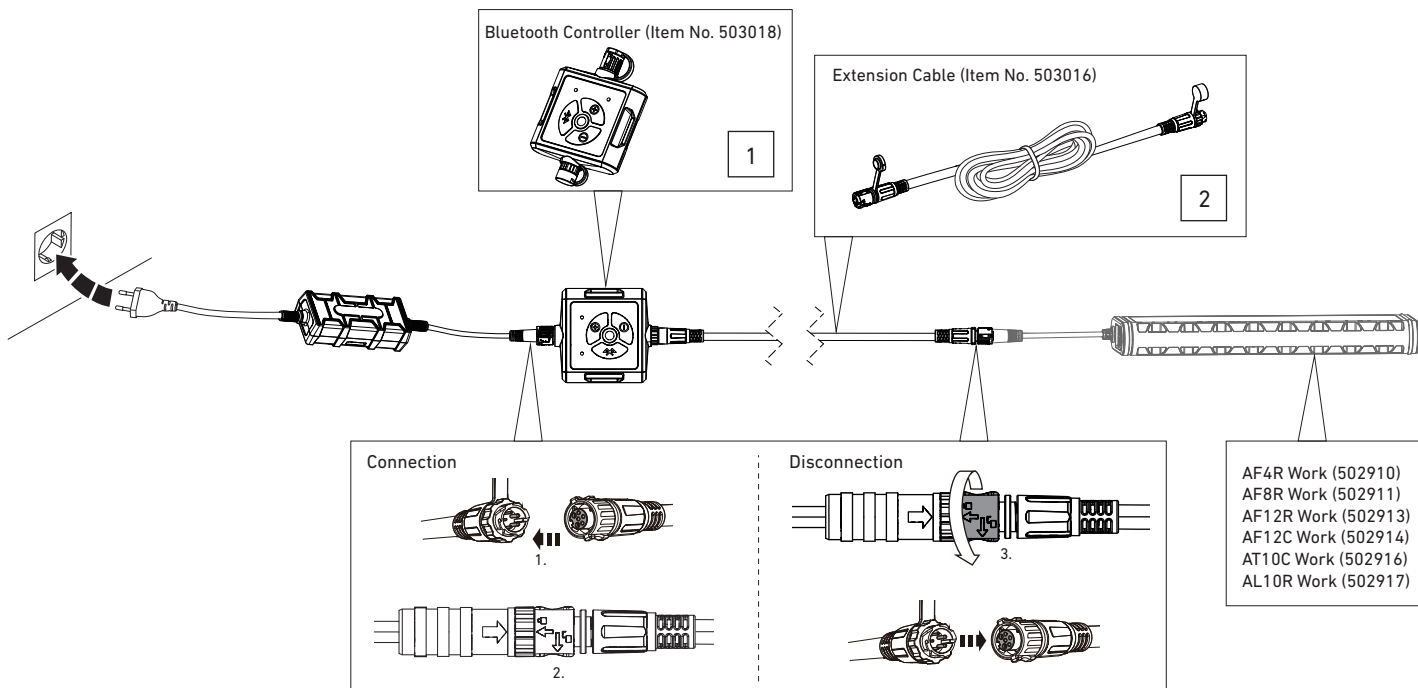


Item No.503018



App Mode





Ledlenser GmbH & Co. KG
 Kronenstr. 5-7 • 42699 Solingen • Germany
 Phone +49 212/5948-0 Fax +49 212/5948-200
 info@ledlenser.com



www.ledlenser.com

Bluetooth Controller
 2023.09.06
 1J12Axxxx



FRONT



Product Name	Model No.	FCC ID
Lamp	H7R Signature	2ASEU-21700
Lamp	H19R Signature	2ASEU-2X21700
Lamp	MH11	2ASEU-MH11
Lamp	iH11R	2ASEU-MH11
Lamp	ML6 Connect WL	2ASEU-ML6
Lamp	iF8R	2AUMP-IF8R
Lamp	iF4R music	2AUMP-IF4R
Lamp	HF8R Signature	2ASEU-HF8R-Series
Lamp	HF8R Work	2ASEU-HF8R-Series
Lamp	HF8R Core	2ASEU-HF8R-Series
Lamp	Lite Wallet Plus	2ASEU-LWPLUS
Batterybox	Bluetooth® 21700 Batterybox	2ASEU-21700
Batterybox	Bluetooth® 2x21700 Batterybox	2ASEU-2X21700
Remote Control	Wireless Remote Control Type A	2ASEU-BLE
Controller	Controller for Area Lights	2ASEU-CONTROLLER



BACK

This device complies with part 15 of the FCC Rules. Operation is subject to the following two conditions:

- (1) This device may not cause harmful interference, and
- (2) This device must accept any interference received, including interference that may cause undesired operation.

NOTE: This equipment has been tested and found to comply with the limits for a Class B digital device, pursuant to part 15 of the FCC Rules. These limits are designed to provide reasonable protection against harmful interference in a residential installation. This equipment generates, uses and can radiate radio frequency energy and, if not installed and used in accordance with the instructions, may cause harmful interference to radio communications. However, there is no guarantee that interference will not occur in a particular installation. If this equipment does cause harmful interference to radio or television reception, which can be determined by turning the equipment off and on, the user is encouraged to try to correct the interference by one or more of the following measures:

- Reorient or relocate the receiving antenna.
 - Increase the separation between the equipment and receiver.
 - Connect the equipment into an outlet on a circuit different from that to which the receiver is connected.—Consult the dealer or an experienced radio/TV technician for help.
- Warning: Changes or modifications not expressly approved by the party responsible for compliance could void the user's authority to operate the equipment.

This equipment complies with FCC radiation exposure limits set forth for an uncontrolled environment.