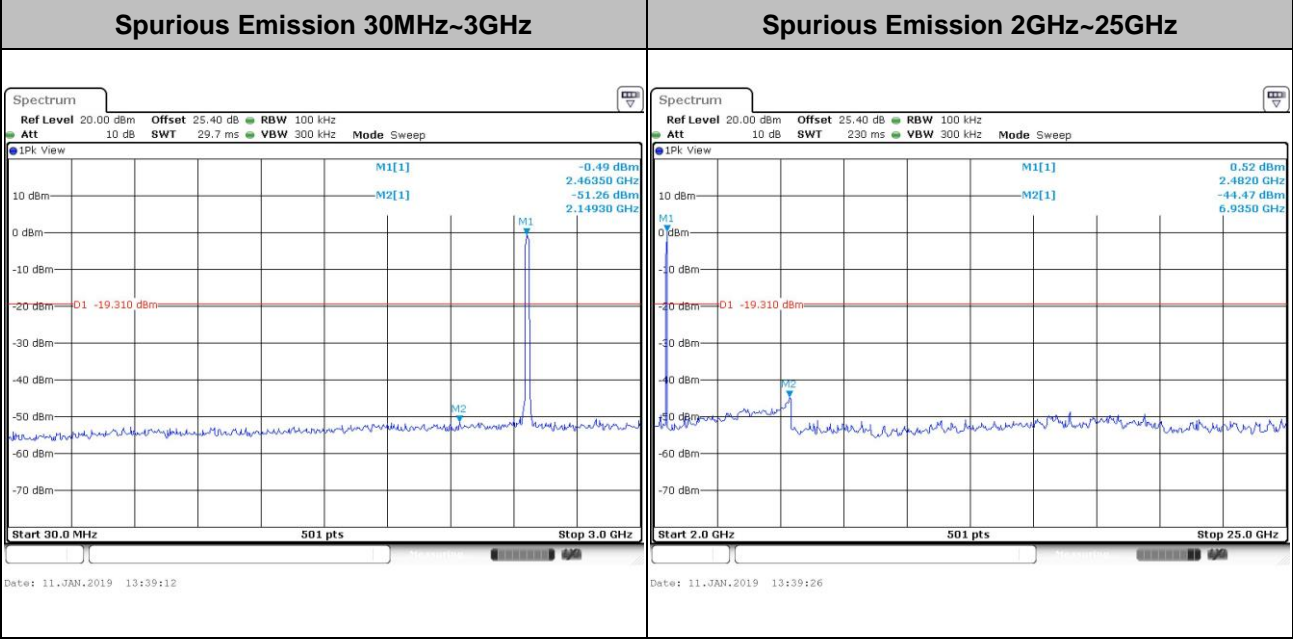
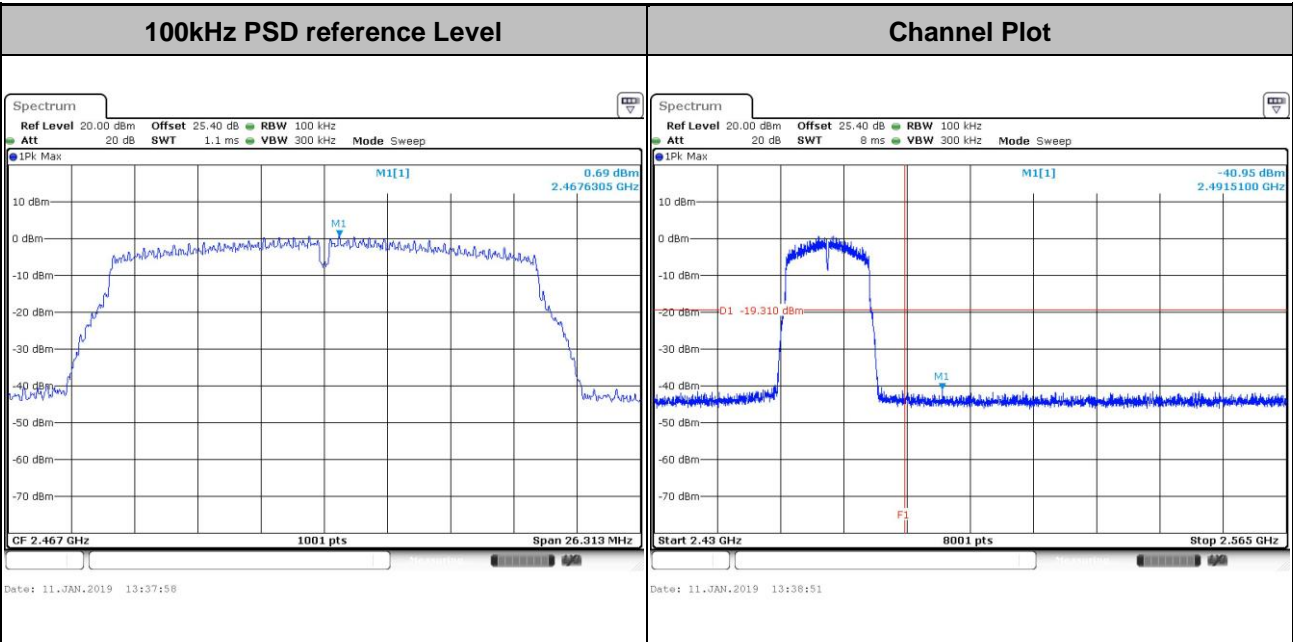


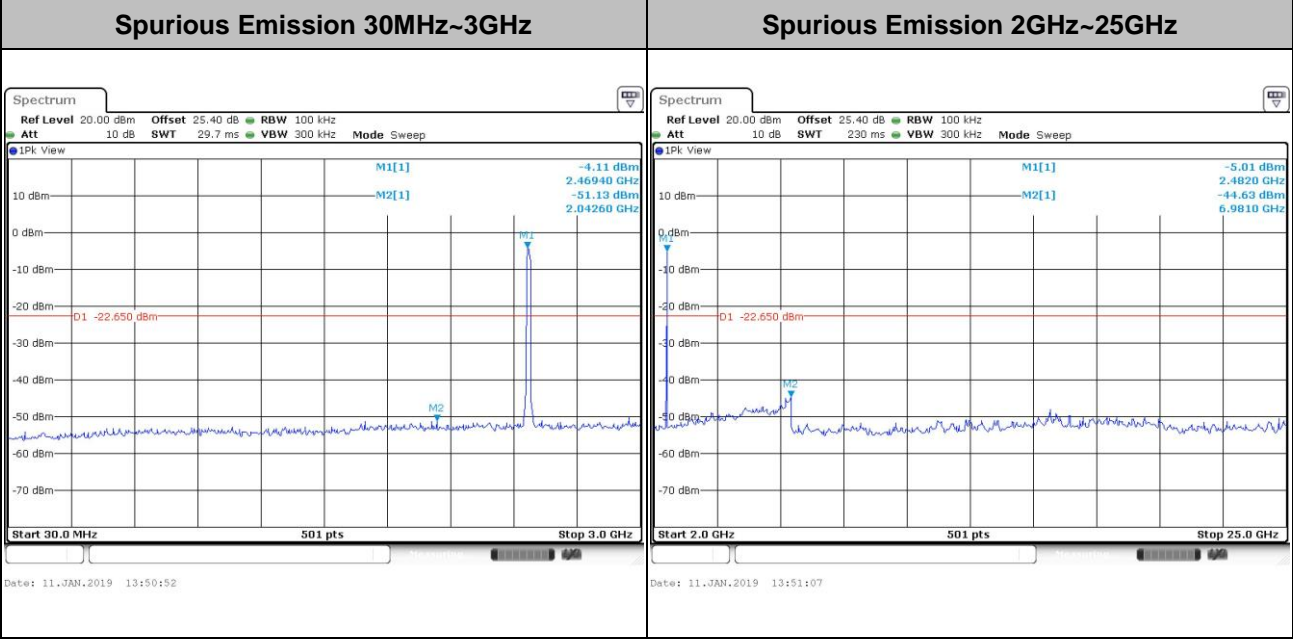
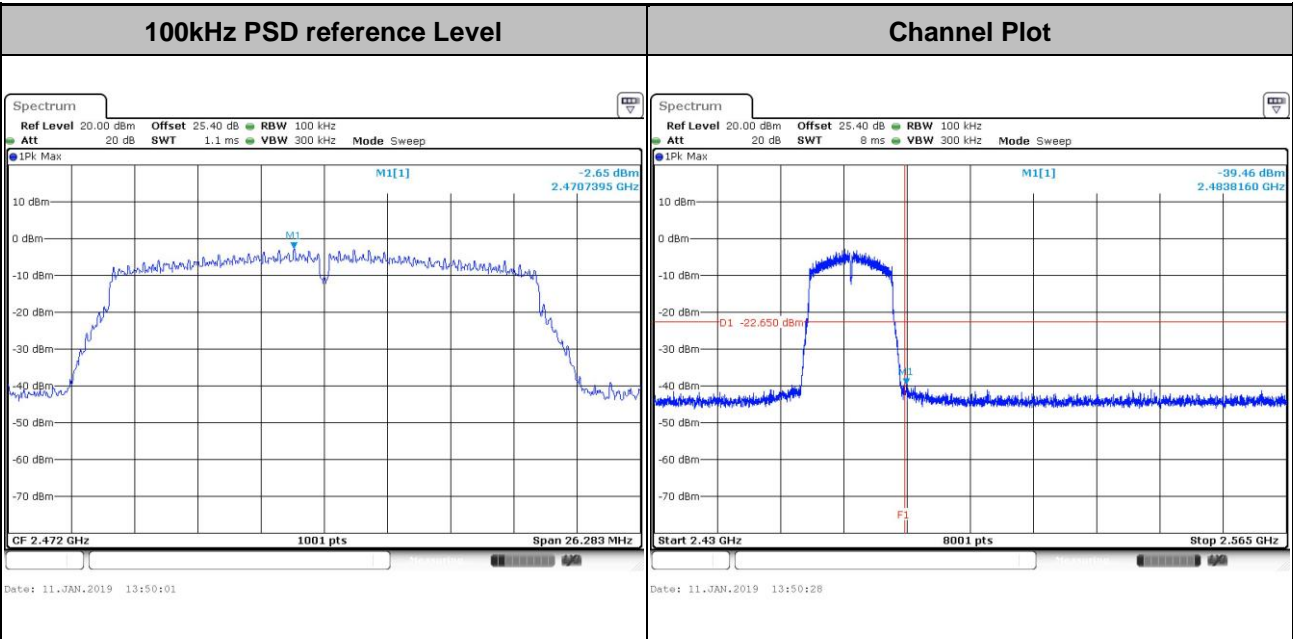


Test Mode :	802.11n HT20	Test Channel :	12
-------------	--------------	----------------	----





Test Mode : 802.11n HT20 Test Channel : 13





3.5 Radiated Band Edges and Spurious Emission Measurement

3.5.1 Limit of Radiated band edge and Spurious Emission Measurement

In any 100 kHz bandwidth outside the intentional radiator frequency band, all harmonics/spurious must be at least 20 dB below the highest emission level within the authorized band. If the output power of this device was measured by spectrum analyzer, the attenuation under this paragraph shall be 30 dB instead of 20 dB. In addition, radiated emissions which fall in the restricted bands must also comply with the limits as below.

Frequency (MHz)	Field Strength (microvolts/meter)	Measurement Distance (meters)
0.009 – 0.490	2400/F(kHz)	300
0.490 – 1.705	24000/F(kHz)	30
1.705 – 30.0	30	30
30 – 88	100	3
88 – 216	150	3
216 - 960	200	3
Above 960	500	3

3.5.2 Measuring Instruments

See list of measuring equipment of this test report.

**3.5.3 Test Procedures**

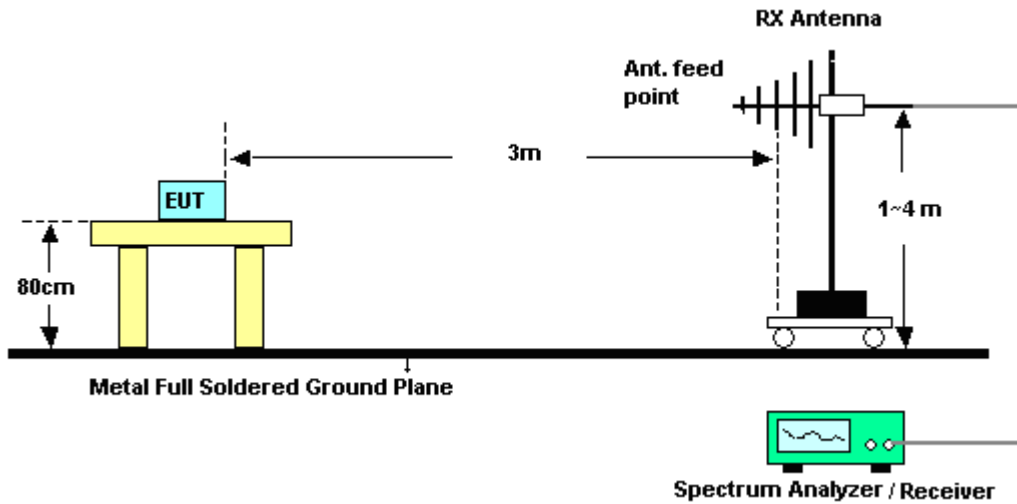
1. The testing follows the ANSI C63.10 Section 11.12.1 Radiated emission measurements.
2. The EUT was arranged to its worst case and then tune the antenna tower (from 1 m to 4 m) and turntable (from 0 degree to 360 degrees) to find the maximum reading. A pre-amp and a high pass filter are used for the test in order to get better signal level.
3. The EUT was placed on a turntable with 0.8 meter for frequency below 1GHz and 1.5 meter for frequency above 1GHz respectively above ground.
4. The EUT was set 3 meters from the interference receiving antenna, which was mounted on the top of a variable height antenna tower.
5. Corrected Reading: Antenna Factor + Cable Loss + Read Level - Preamp Factor = Level
6. For testing below 1GHz, if the emission level of the EUT in peak mode was 3 dB lower than the limit specified, then peak values of EUT will be reported, otherwise, the emissions will be repeated one by one using the CISPR quasi-peak method and reported.
7. For testing above 1GHz, the emission level of the EUT in peak mode was 20dB lower than average limit (that means the emission level in average mode also complies with the limit in average mode), then peak values of EUT will be reported, otherwise, the emissions will be measured in average mode again and reported.
8. Use the following spectrum analyzer settings:
 - (1) Span shall wide enough to fully capture the emission being measured;
 - (2) Set RBW=100 kHz for $f < 1$ GHz; $VBW \geq RBW$; Sweep = auto; Detector function = peak; Trace = max hold;
 - (3) Set RBW = 1 MHz, VBW= 3MHz for $f \geq 1$ GHz for peak measurement.
For average measurement:
 - $VBW = 10$ Hz, when duty cycle is no less than 98 percent.
 - $VBW \geq 1/T$, when duty cycle is less than 98 percent where T is the minimum transmission duration over which the transmitter is on and is transmitting at its maximum power control level for the tested mode of operation.

3.5.4 Test Setup

For radiated emissions below 30MHz



For radiated emissions from 30MHz to 1GHz



For radiated emissions above 1GHz



3.5.5 Test Results of Radiated Spurious Emissions (9kHz ~ 30MHz)

The low frequency, which started from 9 kHz to 30MHz, was pre-scanned and the result which was 20dB lower than the limit line was not reported.

There is a comparison data of both open-field test site and alternative test site - semi-Anechoic chamber according to 414788 D01 Radiated Test Site v01r01, and the result came out very similar.

3.5.6 Test Result of Radiated Spurious at Band Edges

Please refer to Appendix C and D.

3.5.7 Duty Cycle

Please refer to Appendix E.

3.5.8 Test Result of Radiated Spurious Emission (30MHz ~ 10th Harmonic)

Please refer to Appendix C and D.



3.6 AC Conducted Emission Measurement

3.6.1 Limit of AC Conducted Emission

For equipment that is designed to be connected to the public utility (AC) power line, the radio frequency voltage that is conducted back onto the AC power line on any frequency or frequencies within the band 150 kHz to 30 MHz shall not exceed the limits in the following table.

Frequency of Emission (MHz)	Conducted Limit (dBµV)	
	Quasi-Peak	Average
0.15-0.5	66 to 56*	56 to 46*
0.5-5	56	46
5-30	60	50

*Decreases with the logarithm of the frequency.

3.6.2 Measuring Instruments

See list of measuring equipment of this test report.

3.6.3 Test Procedures

1. The EUT was placed 0.4 meter from the conducting wall of the shielding room, and it was kept at least 80 centimeters from any other grounded conducting surface.
2. Connect EUT to the power mains through a line impedance stabilization network (LISN).
3. All the support units are connecting to the other LISN.
4. The LISN provides 50 ohm coupling impedance for the measuring instrument.
5. The FCC states that a 50 ohm, 50 microhenry LISN should be used.
6. Both sides of AC line were checked for maximum conducted interference.
7. The frequency range from 150 kHz to 30 MHz was searched.
8. Set the test-receiver system to Peak Detect Function and specified bandwidth (IF bandwidth = 9kHz) with Maximum Hold Mode.

3.6.4 Test Setup



3.6.5 Test Result of AC Conducted Emission

Please refer to Appendix B.



3.7 Antenna Requirements

3.7.1 Standard Applicable

If directional gain of transmitting Antennas is greater than 6dBi, the power shall be reduced by the same level in dB comparing to gain minus 6dBi. The use of a permanently attached Antenna or of an Antenna that uses a unique coupling to the intentional radiator shall be considered sufficient to comply with the rule.

3.7.2 Antenna Anti-Replacement Construction

An embedded-in antenna design is used.

3.7.3 Antenna Gain

<CDD Modes >

FCC KDB 662911 D01 Multiple Transmitter Output v02r01

For CDD transmissions, directional gain is calculated as

Directional gain = G_{ANT} + Array Gain, where Array Gain is as follows.

For power spectral density (PSD) measurements on all devices,

Array Gain = $10 \log(N_{ANT}/N_{SS}=1)$ dB.

For power measurements on IEEE 802.11 devices,

Array Gain = 0 dB (i.e., no array gain) for $N_{ANT} \leq 4$.

Directional gain may be calculated by using the formulas applicable to equal gain antennas with G_{ANT} set equal to the gain of the antenna having the highest gain;

The EUT supports CDD mode.

For power, the directional gain G_{ANT} is set equal to the antenna having the highest gain, i.e., F)2)f)i).

For PSD, the directional gain calculation is following F)2)f)ii) of KDB 662911 D01 v02r01.

The power and PSD limit should be modified if the directional gain of EUT is over 6 dBi,

The directional gain "DG" is calculated as following table.

<CDD Modes>						
			DG for Power (dBi)	DG for PSD (dBi)	Power Limit Reduction (dB)	PSD Limit Reduction (dB)
	Ant. 1 (dBi)	Ant. 2 (dBi)				
2.4 GHz	2.40	2.20	2.40	5.31	0.00	0.00

$Power\ Limit\ Reduction = DG(Power) - 6dBi, (min = 0)$

$PSD\ Limit\ Reduction = DG(PSD) - 6dBi, (min = 0)$



4 List of Measuring Equipment

Instrument	Manufacturer	Model No.	Serial No.	Characteristics	Calibration Date	Test Date	Due Date	Remark
Power Meter	Anritsu	ML2495A	1218006	N/A	Oct. 08, 2018	Dec. 26, 2018~ Apr. 01, 2019	Oct. 07, 2019	Conducted (TH05-HY)
Power Sensor	Anritsu	MA2411B	1207363	300MHz~40GHz	Oct. 08, 2018	Dec. 26, 2018~ Apr. 01, 2019	Oct. 07, 2019	Conducted (TH05-HY)
Spectrum Analyzer	Rohde & Schwarz	FSP40	100057	9kHz-40GHz	Nov. 21, 2018	Dec. 26, 2018~ Apr. 01, 2019	Nov. 20, 2019	Conducted (TH05-HY)
Spectrum Analyzer	Rohde & Schwarz	FSV40	101397	10Hz~40GHz	Nov. 13, 2018	Dec. 26, 2018~ Apr. 01, 2019	Nov. 12, 2019	Conducted (TH05-HY)
Switch Box & RF Cable	Burgeon	ETF-058	EC130048 4	N/A	Apr. 17, 2018	Dec. 26, 2018~ Apr. 01, 2019	Apr. 16, 2019	Conducted (TH05-HY)
AC Power Source	ChainTek	APC-1000W	N/A	N/A	N/A	Mar. 18, 2019	N/A	Conduction (CO05-HY)
EMI Test Receiver	Rohde & Schwarz	ESR3	102388	9KHz~3.6GHz	Nov. 12, 2018	Mar. 18, 2019	Nov. 11, 2019	Conduction (CO05-HY)
LISN	Rohde & Schwarz	ENV216	100080	9kHz~30MHz	Nov. 14, 2018	Mar. 18, 2019	Nov. 13, 2019	Conduction (CO05-HY)
LISN	Rohde & Schwarz	ENV216	100081	9kHz~30MHz	Nov. 09, 2018	Mar. 18, 2019	Nov. 08, 2019	Conduction (CO05-HY)
Software	Rohde & Schwarz	EMC32 V10.30	N/A	N/A	N/A	Mar. 18, 2019	N/A	Conduction (CO05-HY)
LF Cable	HUBER + SUHNER	RG-214/U	LF01	N/A	Dec. 31, 2018	Mar. 18, 2019	Dec. 30, 2019	Conduction (CO05-HY)
Pulse Limiter	Rohde & Schwarz	ESH3-Z2	100851	N/A	Dec. 31, 2018	Mar. 18, 2019	Dec. 30, 2019	Conduction (CO05-HY)
Loop Antenna	TESEQ	HLA 6120	31244	9 kHz~30 MHz	Mar. 29, 2018	Dec. 28, 2018~ Jan. 08, 2019	Mar. 28, 2019	Radiation (03CH12-HY)
Bilog Antenna	TESEQ	CBL 6111D&00800 N1D01N-06	37059&01	30MHz~1GHz	Oct. 13, 2018	Dec. 28, 2018~ Jan. 08, 2019	Oct. 12, 2019	Radiation (03CH12-HY)
Horn Antenna	SCHWARZBE CK	BBHA 9120D	9120D-132 8	1GHz ~ 18GHz	Oct. 19, 2018	Dec. 28, 2018~ Apr. 19, 2019	Oct. 18, 2019	Radiation (03CH12-HY)
SHF-EHF Horn Antenna	SCHWARZBE CK	BBHA 9170	BBHA9170 576	18GHz ~ 40GHz	May 08, 2018	Dec. 28, 2018~ Apr. 19, 2019	May 07, 2019	Radiation (03CH12-HY)
Preamplifier	COM-POWER	PA-103	161075	10MHz~1GHz	Mar. 26, 2018	Dec. 28, 2018~ Jan. 08, 2019	Mar. 25, 2019	Radiation (03CH12-HY)
Preamplifier	Agilent	8449B	3008A023 75	1GHz~26.5GHz	May 28, 2018	Dec. 28, 2018~ Apr. 19, 2019	May 27, 2019	Radiation (03CH12-HY)
Preamplifier	Jet-Power	JPA0118-55-3 03K	171000180 0054002	1GHz~18GHz	Apr. 17, 2018	Dec. 28, 2018~ Jan. 24, 2019	Apr. 16, 2019	Radiation (03CH12-HY)
Preamplifier	Jet-Power	JPA0118-55-3 03	171000180 0054001	1GHz~18GHz	Apr. 16, 2018	Mar. 23, 2019~ Mar. 29, 2019	Apr. 15, 2019	Radiation (03CH12-HY)
Preamplifier	Jet-Power	JPA0118-55-3 03	171000180 0054001	1GHz~18GHz	Apr. 15, 2019	Apr. 18, 2019 ~ Apr. 19, 2019	Apr. 14, 2020	Radiation (03CH12-HY)



Instrument	Manufacturer	Model No.	Serial No.	Characteristics	Calibration Date	Test Date	Due Date	Remark
Preamplifier	MITEQ	TTA1840-35-HG	1864481	18GHz ~ 40GHz	Aug. 24, 2018	Dec. 28, 2018~ Apr. 19, 2019	Aug. 23, 2019	Radiation (03CH12-HY)
EMI Test Receiver	Rohde & Schwarz	FSV30	103738	9kHz~30GHz	May 22, 2018	Dec. 28, 2018~ Apr. 19, 2019	May 21, 2019	Radiation (03CH12-HY)
Antenna Mast	EMEC	AM-BS-4500-B	N/A	1m~4m	N/A	Dec. 28, 2018~ Apr. 19, 2019	N/A	Radiation (03CH12-HY)
Turn Table	EMEC	TT2000	N/A	0~360 Degree	N/A	Dec. 28, 2018~ Apr. 19, 2019	N/A	Radiation (03CH12-HY)
Software	Audix	E3 6.2009-8-24	RK-00098 9	N/A	N/A	Dec. 28, 2018~ Apr. 19, 2019	N/A	Radiation (03CH12-HY)



5 Uncertainty of Evaluation

Uncertainty of Conducted Emission Measurement (150kHz ~ 30MHz)

Measuring Uncertainty for a Level of Confidence of 95% ($U = 2Uc(y)$)	2.2
---	-----

Uncertainty of Radiated Emission Measurement (30 MHz ~ 1000 MHz)

Measuring Uncertainty for a Level of Confidence of 95% ($U = 2Uc(y)$)	5.1
---	-----

Uncertainty of Radiated Emission Measurement (1000 MHz ~ 18000 MHz)

Measuring Uncertainty for a Level of Confidence of 95% ($U = 2Uc(y)$)	5.2
---	-----

Uncertainty of Radiated Emission Measurement (18000 MHz ~ 40000 MHz)

Measuring Uncertainty for a Level of Confidence of 95% ($U = 2Uc(y)$)	4.7
---	-----

Appendix A. Test Result of Conducted Test Items

Test Engineer:	Leo Li	Temperature:	21~25	°C
Test Date:	2018/12/26~2019/04/01	Relative Humidity:	51~54	%

TEST RESULTS DATA
6dB and 99% Occupied Bandwidth

2.4GHz Band										
Mod.	Data Rate	NTX	CH.	Freq. (MHz)	99% Occupied BW (MHz)		6dB BW (MHz)		6dB BW Limit (MHz)	Pass/Fail
					Ant 0	Ant 1	Ant 0	Ant 1		
11b	1Mbps	1	1	2412	14.09	13.74	8.05	9.03	0.50	Pass
11b	1Mbps	1	6	2437	13.94	13.99	9.05	9.05	0.50	Pass
11b	1Mbps	1	11	2462	13.94	13.74	9.05	9.05	0.50	Pass
11b	1Mbps	1	12	2467	13.69	13.54	9.03	9.05	0.50	Pass
11b	1Mbps	1	13	2472	13.64	13.34	9.01	9.01	0.50	Pass
11g	6Mbps	1	1	2412	16.83	16.98	16.32	16.32	0.50	Pass
11g	6Mbps	1	6	2437	17.63	19.18	16.32	16.30	0.50	Pass
11g	6Mbps	1	11	2462	16.83	16.83	16.32	16.32	0.50	Pass
11g	6Mbps	1	12	2467	16.68	16.68	16.32	16.30	0.50	Pass
11g	6Mbps	1	13	2472	16.63	16.68	16.30	16.30	0.50	Pass
HT20	MCS0	1	1	2412	17.73	17.93	17.52	17.54	0.50	Pass
HT20	MCS0	1	6	2437	18.53	18.03	17.56	17.54	0.50	Pass
HT20	MCS0	1	11	2462	17.83	17.73	17.56	17.54	0.50	Pass
HT20	MCS0	1	12	2467	17.73	17.63	17.50	17.56	0.50	Pass
HT20	MCS0	1	13	2472	17.68	17.68	17.54	17.56	0.50	Pass
11b	1Mbps	2	1	2412	13.94	13.59	9.05	9.05	0.50	Pass
11b	1Mbps	2	6	2437	14.04	13.64	9.05	9.03	0.50	Pass
11b	1Mbps	2	11	2462	14.04	13.69	8.57	9.01	0.50	Pass
11b	1Mbps	2	12	2467	14.04	13.74	9.03	9.05	0.50	Pass
11b	1Mbps	2	13	2472	13.94	13.54	9.05	9.01	0.50	Pass
11g	6Mbps	2	1	2412	17.33	16.73	16.32	16.32	0.50	Pass
11g	6Mbps	2	6	2437	17.58	17.28	16.32	16.32	0.50	Pass
11g	6Mbps	2	11	2462	17.18	16.78	16.32	16.34	0.50	Pass
11g	6Mbps	2	12	2467	16.68	16.53	16.32	16.32	0.50	Pass
11g	6Mbps	2	13	2472	16.68	16.48	16.32	16.32	0.50	Pass
HT20	MCS0	2	1	2412	17.78	17.58	17.56	17.52	0.50	Pass
HT20	MCS0	2	6	2437	18.48	18.38	17.54	17.54	0.50	Pass
HT20	MCS0	2	11	2462	17.83	17.63	17.56	16.92	0.50	Pass
HT20	MCS0	2	12	2467	17.73	17.53	17.54	17.54	0.50	Pass
HT20	MCS0	2	13	2472	17.73	17.63	17.56	17.52	0.50	Pass

TEST RESULTS DATA
Peak Output Power

2.4GHz Band																
Mod.	Data Rate	NTX	CH.	Freq. (MHz)	Peak Conducted Power (dBm)			Conducted Power Limit (dBm)		DG (dBi)		EIRP Power (dBm)		EIRP Power Limit (dBm)		Pass /Fail
					Ant 0	Ant 1	SUM	Ant 0	Ant 1	Ant 0	Ant 1	Ant 0	Ant 1	Ant 0	Ant 1	
11b	1Mbps	1	1	2412	22.36	23.25	-	30.00	30.00	2.40	2.20	24.76	25.45	36.00	36.00	Pass
11b	1Mbps	1	6	2437	21.75	23.57	-	30.00	30.00	2.40	2.20	24.15	25.77	36.00	36.00	Pass
11b	1Mbps	1	11	2462	19.40	22.95	-	30.00	30.00	2.40	2.20	21.80	25.15	36.00	36.00	Pass
11b	1Mbps	1	12	2467	18.50	21.91	-	30.00	30.00	2.40	2.20	20.90	24.11	36.00	36.00	Pass
11b	1Mbps	1	13	2472	16.66	18.85	-	30.00	30.00	2.40	2.20	19.06	21.05	36.00	36.00	Pass
11g	6Mbps	1	1	2412	24.45	25.41	-	30.00	30.00	2.40	2.20	26.85	27.61	36.00	36.00	Pass
11g	6Mbps	1	6	2437	24.66	25.55	-	30.00	30.00	2.40	2.20	27.06	27.75	36.00	36.00	Pass
11g	6Mbps	1	11	2462	24.24	25.26	-	30.00	30.00	2.40	2.20	26.64	27.46	36.00	36.00	Pass
11g	6Mbps	1	12	2467	22.55	23.58	-	30.00	30.00	2.40	2.20	24.95	25.78	36.00	36.00	Pass
11g	6Mbps	1	13	2472	21.94	23.37	-	30.00	30.00	2.40	2.20	24.34	25.57	36.00	36.00	Pass
HT20	MCS0	1	1	2412	24.10	25.35	-	30.00	30.00	2.40	2.20	26.50	27.55	36.00	36.00	Pass
HT20	MCS0	1	6	2437	24.59	25.50	-	30.00	30.00	2.40	2.20	26.99	27.70	36.00	36.00	Pass
HT20	MCS0	1	11	2462	24.28	24.85	-	30.00	30.00	2.40	2.20	26.68	27.05	36.00	36.00	Pass
HT20	MCS0	1	12	2467	22.88	24.25	-	30.00	30.00	2.40	2.20	25.28	26.45	36.00	36.00	Pass
HT20	MCS0	1	13	2472	20.00	23.76	-	30.00	30.00	2.40	2.20	22.40	25.96	36.00	36.00	Pass
11b	1Mbps	2	1	2412	21.62	22.25	24.96	30.00		2.40		27.36		36.00		Pass
11b	1Mbps	2	6	2437	21.67	22.10	24.90	30.00		2.40		27.30		36.00		Pass
11b	1Mbps	2	11	2462	21.77	22.32	25.06	30.00		2.40		27.46		36.00		Pass
11b	1Mbps	2	12	2467	21.84	22.18	25.02	30.00		2.40		27.42		36.00		Pass
11b	1Mbps	2	13	2472	20.92	21.11	24.03	30.00		2.40		26.43		36.00		Pass
11g	6Mbps	2	1	2412	21.80	22.75	25.31	30.00		2.40		27.71		36.00		Pass
11g	6Mbps	2	6	2437	24.75	25.63	28.22	30.00		2.40		30.62		36.00		Pass
11g	6Mbps	2	11	2462	24.35	25.01	27.70	30.00		2.40		30.10		36.00		Pass
11g	6Mbps	2	12	2467	23.00	24.08	26.58	30.00		2.40		28.98		36.00		Pass
11g	6Mbps	2	13	2472	19.97	21.00	23.53	30.00		2.40		25.93		36.00		Pass
HT20	MCS0	2	1	2412	23.90	24.68	27.32	30.00		2.40		29.72		36.00		Pass
HT20	MCS0	2	6	2437	24.41	25.44	27.97	30.00		2.40		30.37		36.00		Pass
HT20	MCS0	2	11	2462	23.70	24.52	27.14	30.00		2.40		29.54		36.00		Pass
HT20	MCS0	2	12	2467	23.02	23.83	26.45	30.00		2.40		28.85		36.00		Pass
HT20	MCS0	2	13	2472	19.43	20.41	22.96	30.00		2.40		25.36		36.00		Pass

Note: Measured power (dBm) has offset with cable loss.

TEST RESULTS DATA
Average Output Power

2.4GHz Band									
Mod.	Data Rate	NTx	CH.	Freq. (MHz)	Duty Factor (dB)		Average Conducted Power (dBm)		
					Ant 0	Ant 1	Ant 0	Ant 1	SUM
11b	1Mbps	1	1	2412	0.00	0.00	20.29	21.28	-
11b	1Mbps	1	6	2437	0.00	0.00	19.59	21.55	
11b	1Mbps	1	11	2462	0.00	0.00	17.62	20.86	
11b	1Mbps	1	12	2467	0.00	0.00	15.46	19.75	
11b	1Mbps	1	13	2472	0.00	0.00	14.50	16.57	
11g	6Mbps	1	1	2412	0.00	0.00	16.88	18.99	
11g	6Mbps	1	6	2437	0.00	0.00	19.55	20.83	
11g	6Mbps	1	11	2462	0.00	0.00	16.75	17.74	
11g	6Mbps	1	12	2467	0.00	0.00	13.05	13.55	
11g	6Mbps	1	13	2472	0.00	0.00	12.24	13.23	
HT20	MCS0	1	1	2412	0.00	0.00	15.48	18.23	
HT20	MCS0	1	6	2437	0.00	0.00	18.92	19.70	
HT20	MCS0	1	11	2462	0.00	0.00	15.68	16.12	
HT20	MCS0	1	12	2467	0.00	0.00	11.94	14.00	
HT20	MCS0	1	13	2472	0.00	0.00	8.97	12.40	
11b	1Mbps	2	1	2412	0.00	0.00	19.21	20.35	22.83
11b	1Mbps	2	6	2437	0.00	0.00	18.65	20.11	22.45
11b	1Mbps	2	11	2462	0.00	0.00	18.85	20.84	22.97
11b	1Mbps	2	12	2467	0.00	0.00	18.61	20.42	22.62
11b	1Mbps	2	13	2472	0.00	0.00	17.76	19.41	21.67
11g	6Mbps	2	1	2412	0.00	0.00	16.09	16.89	19.52
11g	6Mbps	2	6	2437	0.00	0.00	19.67	19.89	22.79
11g	6Mbps	2	11	2462	0.00	0.00	18.52	18.91	21.73
11g	6Mbps	2	12	2467	0.00	0.00	15.05	15.48	18.28
11g	6Mbps	2	13	2472	0.00	0.00	11.11	11.62	14.38
HT20	MCS0	2	1	2412	0.00	0.00	14.85	15.93	18.43
HT20	MCS0	2	6	2437	0.00	0.00	19.08	20.16	22.66
HT20	MCS0	2	11	2462	0.00	0.00	15.34	15.50	18.43
HT20	MCS0	2	12	2467	0.00	0.00	13.04	13.40	16.23
HT20	MCS0	2	13	2472	0.00	0.00	8.73	9.15	11.96

Note: Measured power (dBm) has offset with cable loss.

TEST RESULTS DATA
Peak Power Spectral Density

2.4GHz Band												
Mod.	Data Rate	NTX	CH.	Freq. (MHz)	Peak PSD (dBm/3kHz)			DG (dBi)		Peak PSD Limit (dBm/3kHz)		Pass/Fail
					Ant 0	Ant 1	Worse + 3.01	Ant 0	Ant 1	Ant 0	Ant 1	
11b	1Mbps	1	1	2412	-1.74	-1.63	-	2.40	2.20	8.00	8.00	Pass
11b	1Mbps	1	6	2437	-2.75	-0.56	-	2.40	2.20	8.00	8.00	Pass
11b	1Mbps	1	11	2462	-2.27	-1.85	-	2.40	2.20	8.00	8.00	Pass
11b	1Mbps	1	12	2467	-5.50	-2.20	-	2.40	2.20	8.00	8.00	Pass
11b	1Mbps	1	13	2472	-6.98	-5.79	-	2.40	2.20	8.00	8.00	Pass
11g	6Mbps	1	1	2412	-7.02	-4.50	-	2.40	2.20	8.00	8.00	Pass
11g	6Mbps	1	6	2437	-5.57	-3.63	-	2.40	2.20	8.00	8.00	Pass
11g	6Mbps	1	11	2462	-6.30	-6.54	-	2.40	2.20	8.00	8.00	Pass
11g	6Mbps	1	12	2467	-10.54	-10.09	-	2.40	2.20	8.00	8.00	Pass
11g	6Mbps	1	13	2472	-12.37	-10.83	-	2.40	2.20	8.00	8.00	Pass
HT20	MCS0	1	1	2412	-8.20	-4.67	-	2.40	2.20	8.00	8.00	Pass
HT20	MCS0	1	6	2437	-5.45	-4.34	-	2.40	2.20	8.00	8.00	Pass
HT20	MCS0	1	11	2462	-7.10	-8.27	-	2.40	2.20	8.00	8.00	Pass
HT20	MCS0	1	12	2467	-10.55	-10.67	-	2.40	2.20	8.00	8.00	Pass
HT20	MCS0	1	13	2472	-13.68	-11.50	-	2.40	2.20	8.00	8.00	Pass
11b	1Mbps	2	1	2412	-2.16	-1.64	1.37	5.31		8.00		Pass
11b	1Mbps	2	6	2437	-2.91	-1.55	1.46	5.31		8.00		Pass
11b	1Mbps	2	11	2462	-1.90	-1.33	1.68	5.31		8.00		Pass
11b	1Mbps	2	12	2467	-2.11	-2.19	0.90	5.31		8.00		Pass
11b	1Mbps	2	13	2472	-3.23	-3.23	-0.22	5.31		8.00		Pass
11g	6Mbps	2	1	2412	-4.87	-4.62	-1.61	5.31		8.00		Pass
11g	6Mbps	2	6	2437	-5.26	-3.77	-0.76	5.31		8.00		Pass
11g	6Mbps	2	11	2462	-5.21	-5.24	-2.20	5.31		8.00		Pass
11g	6Mbps	2	12	2467	-8.35	-8.23	-5.22	5.31		8.00		Pass
11g	6Mbps	2	13	2472	-13.51	-12.43	-9.42	5.31		8.00		Pass
HT20	MCS0	2	1	2412	-9.28	-9.54	-6.27	5.31		8.00		Pass
HT20	MCS0	2	6	2437	-5.44	-4.48	-1.47	5.31		8.00		Pass
HT20	MCS0	2	11	2462	-8.72	-9.24	-5.71	5.31		8.00		Pass
HT20	MCS0	2	12	2467	-10.79	-11.25	-7.78	5.31		8.00		Pass
HT20	MCS0	2	13	2472	-15.81	-13.19	-10.18	5.31		8.00		Pass

Measured power density (dBm) has offset with cable loss.



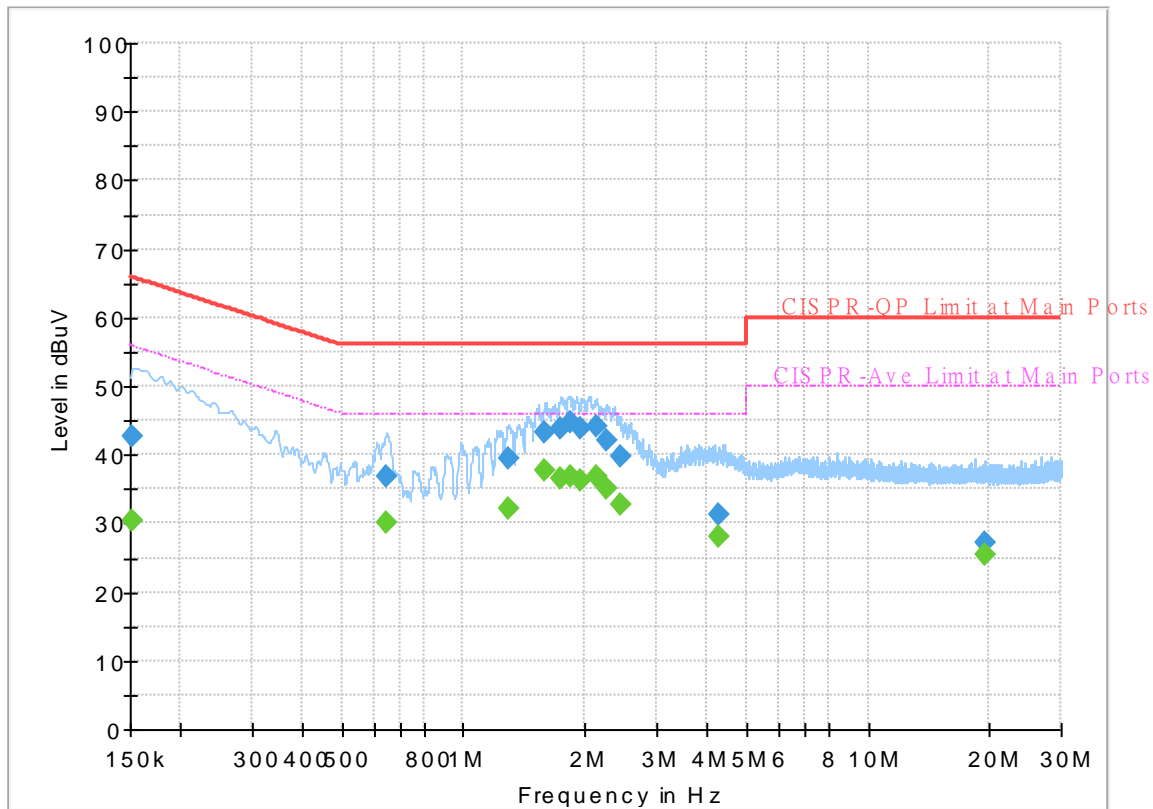
Appendix B. AC Conducted Emission Test Results

Test Engineer :	Jimmy Chang	Temperature :	22~24°C
		Relative Humidity :	52~55%

EUT Information

Report NO : 8D0631-01
 Test Mode : Mode 1
 Test Voltage : 120Vac/60Hz
 Phase : Line

Full Spectrum



Final_Result

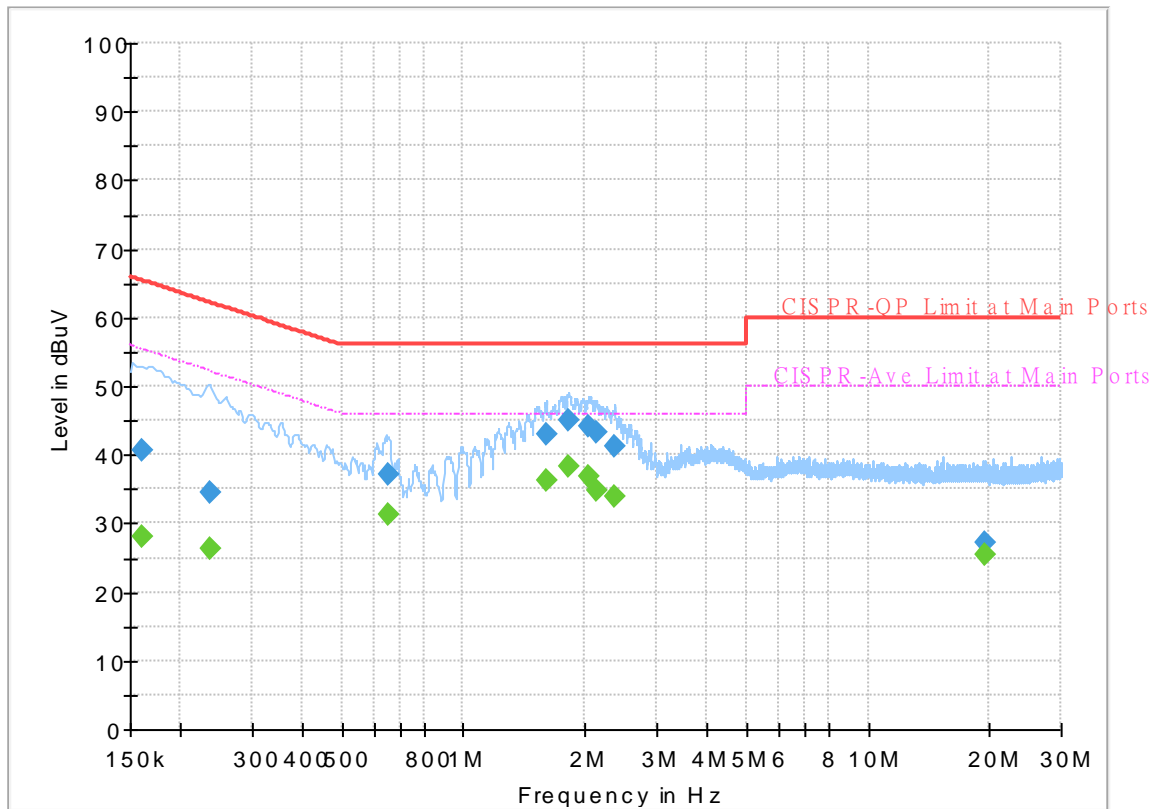
Frequency (MHz)	QuasiPeak (dBuV)	CAverage (dBuV)	Limit (dBuV)	Margin (dB)	Line	Filter	Corr. (dB)
0.152250	---	30.47	55.88	25.41	L1	OFF	19.5
0.152250	42.70	---	65.88	23.18	L1	OFF	19.5
0.647250	---	30.25	46.00	15.75	L1	OFF	19.6
0.647250	36.73	---	56.00	19.27	L1	OFF	19.6
1.297500	---	32.18	46.00	13.82	L1	OFF	19.6
1.297500	39.35	---	56.00	16.65	L1	OFF	19.6
1.594500	---	37.83	46.00	8.17	L1	OFF	19.6
1.594500	43.23	---	56.00	12.77	L1	OFF	19.6
1.745250	---	36.45	46.00	9.55	L1	OFF	19.6
1.745250	43.94	---	56.00	12.06	L1	OFF	19.6
1.830750	---	36.70	46.00	9.30	L1	OFF	19.6
1.830750	44.77	---	56.00	11.23	L1	OFF	19.6
1.956750	---	36.17	46.00	9.83	L1	OFF	19.6
1.956750	43.74	---	56.00	12.26	L1	OFF	19.6
2.132250	---	36.85	46.00	9.15	L1	OFF	19.4
2.132250	44.01	---	56.00	11.99	L1	OFF	19.4
2.265000	---	35.17	46.00	10.83	L1	OFF	19.5
2.265000	42.25	---	56.00	13.75	L1	OFF	19.5
2.436000	---	32.88	46.00	13.12	L1	OFF	19.6
2.436000	39.85	---	56.00	16.15	L1	OFF	19.6
4.299000	---	28.11	46.00	17.89	L1	OFF	19.7

4.299000	31.37	---	56.00	24.63	L1	OFF	19.7
19.396500	---	25.41	50.00	24.59	L1	OFF	20.2
19.396500	27.23	---	60.00	32.77	L1	OFF	20.2

EUT Information

Report NO : 8D0631-01
 Test Mode : Mode 1
 Test Voltage : 120Vac/60Hz
 Phase : Neutral

Full Spectrum



Final_Result

Frequency (MHz)	QuasiPeak (dBuV)	CAverage (dBuV)	Limit (dBuV)	Margin (dB)	Line	Filter	Corr. (dB)
0.161250	---	28.09	55.40	27.31	N	OFF	19.5
0.161250	40.65	---	65.40	24.75	N	OFF	19.5
0.235500	---	26.30	52.25	25.95	N	OFF	19.5
0.235500	34.44	---	62.25	27.81	N	OFF	19.5
0.651750	---	31.15	46.00	14.85	N	OFF	19.6
0.651750	37.21	---	56.00	18.79	N	OFF	19.6
1.599000	---	36.39	46.00	9.61	N	OFF	19.6
1.599000	43.05	---	56.00	12.95	N	OFF	19.6
1.826250	---	38.37	46.00	7.63	N	OFF	19.6
1.826250	44.91	---	56.00	11.09	N	OFF	19.6
2.037750	---	36.92	46.00	9.08	N	OFF	19.6
2.037750	44.21	---	56.00	11.79	N	OFF	19.6
2.136750	---	34.77	46.00	11.23	N	OFF	19.4
2.136750	43.16	---	56.00	12.84	N	OFF	19.4
2.364000	---	33.96	46.00	12.04	N	OFF	19.5
2.364000	41.32	---	56.00	14.68	N	OFF	19.5
19.441500	---	25.39	50.00	24.61	N	OFF	20.3
19.441500	27.10	---	60.00	32.90	N	OFF	20.3



Appendix C. Radiated Spurious Emission

Test Engineer :	Jack Cheng , Lance Chiang ,and Chuan Chu	Temperature :	22~24°C
		Relative Humidity :	56~60%

2.4GHz 2400~2483.5MHz

WIFI 802.11b (Band Edge @ 3m)

WIFI	Note	Frequency	Level	Over	Limit	Read	Antenna	Path	Preamp	Ant	Table	Peak	Pol.
Ant.				Limit	Line	Level	Factor	Loss	Factor	Pos	Pos	Avg.	
0		(MHz)	(dBμV/m)	(dB)	(dBμV/m)	(dBμV)	(dB/m)	(dB)	(dB)	(cm)	(deg)	(P/A)	(H/V)
802.11b CH 01 2412MHz		2379.3	58.72	-15.28	74	47.71	27.54	16.62	33.15	318	59	P	H
		2385.705	48.06	-5.94	54	37.06	27.53	16.62	33.15	318	59	A	H
	*	2412	113.26	-	-	102.31	27.48	16.65	33.18	318	59	P	H
	*	2412	109.1	-	-	98.15	27.48	16.65	33.18	318	59	A	H
		2382.87	59.14	-14.86	74	48.14	27.53	16.62	33.15	100	67	P	V
		2385.6	47.68	-6.32	54	36.68	27.53	16.62	33.15	100	67	A	V
	*	2412	110.48	-	-	99.53	27.48	16.65	33.18	100	67	P	V
	*	2412	106.27	-	-	95.32	27.48	16.65	33.18	100	67	A	V
802.11b CH 06 2437MHz		2319.94	58.48	-15.52	74	47.23	27.78	16.54	33.07	305	56	P	H
		2310	46.03	-7.97	54	34.72	27.84	16.53	33.06	305	56	A	H
	*	2437	112.79	-	-	101.9	27.43	16.67	33.21	305	56	P	H
	*	2437	108.46	-	-	97.57	27.43	16.67	33.21	305	56	A	H
		2490.62	58.26	-15.74	74	47.5	27.32	16.72	33.28	305	56	P	H
		2487.54	45.77	-8.23	54	35.02	27.32	16.71	33.28	305	56	A	H
		2327.08	58.53	-15.47	74	47.32	27.74	16.55	33.08	396	313	P	V
		2315.18	45.97	-8.03	54	34.69	27.81	16.54	33.07	396	313	A	V
	*	2437	110.15	-	-	99.26	27.43	16.67	33.21	396	313	P	V
	*	2437	106.05	-	-	95.16	27.43	16.67	33.21	396	313	A	V
		2494.61	57.46	-16.54	74	46.71	27.31	16.72	33.28	396	313	P	V
		2488.03	45.56	-8.44	54	34.81	27.32	16.71	33.28	396	313	A	V



802.11b CH 11 2462MHz	*	2462	112.12	38.12	74	101.29	27.38	16.69	33.24	308	51	P	H
	*	2462	108.11	54.11	54	97.28	27.38	16.69	33.24	308	51	A	H
		2487.16	58.31	-15.69	74	47.54	27.33	16.71	33.27	308	51	P	H
		2485.76	46.29	-7.71	54	35.52	27.33	16.71	33.27	308	51	A	H
	*	2462	108.74	34.74	74	97.91	27.38	16.69	33.24	126	138	P	V
	*	2462	103.82	49.82	54	92.99	27.38	16.69	33.24	126	138	A	V
		2489.88	57.12	-16.88	74	46.36	27.32	16.72	33.28	126	138	P	V
		2486.88	42.24	-11.76	54	31.47	27.33	16.71	33.27	126	138	A	V
Remark	1. No other spurious found. 2. All results are PASS against Peak and Average limit line.												



WIFI	Note	Frequency	Level	Over	Limit	Read	Antenna	Path	Preamp	Ant	Table	Peak	Pol.
Ant. 0		(MHz)	(dBμV/m)	(dB)	Line (dBμV/m)	Level (dBμV)	Factor (dB/m)	Loss (dB)	Factor (dB)	Pos (cm)	Pos (deg)	Avg. (P/A)	(H/V)
802.11b CH 12 2467MHz	*	2467	110.2	-	-	99.38	27.37	16.7	33.25	301	49	P	H
	*	2467	105.98	-	-	95.16	27.37	16.7	33.25	301	49	A	H
		2483.64	62.22	-11.78	74	51.45	27.33	16.71	33.27	301	49	P	H
		2484.12	53.35	-0.65	54	42.58	27.33	16.71	33.27	301	49	A	H
	*	2467	108.48	-	-	97.66	27.37	16.7	33.25	379	6	P	V
	*	2467	104.19	-	-	93.37	27.37	16.7	33.25	379	6	A	V
		2483.68	60.69	-13.31	74	49.92	27.33	16.71	33.27	379	6	P	V
		2484.08	51.51	-2.49	54	40.74	27.33	16.71	33.27	379	6	A	V
802.11b CH 13 2472MHz	*	2472	105.07	-	-	92.47	27.36	16.8	31.56	301	64	P	H
	*	2472	101.62	-	-	89.02	27.36	16.8	31.56	301	64	A	H
		2485.08	60.21	-13.79	74	47.62	27.33	16.82	31.56	301	64	P	H
		2487.24	53.02	-0.98	54	40.42	27.33	16.83	31.56	301	64	A	H
	*	2472	102.65	-	-	90.05	27.36	16.8	31.56	194	157	P	V
	*	2472	99.18	-	-	86.58	27.36	16.8	31.56	194	157	A	V
		2487.16	58.78	-15.22	74	46.18	27.33	16.83	31.56	194	157	P	V
		2487.24	50.7	-3.3	54	38.1	27.33	16.83	31.56	194	157	A	V
Remark	1. No other spurious found. 2. All results are PASS against Peak and Average limit line.												



2.4GHz 2400~2483.5MHz
WIFI 802.11b (Harmonic @ 3m)

WIFI Ant.	Note	Frequency	Level	Over Limit	Limit Line	Read Level	Antenna Factor	Path Loss	Preamp Factor	Ant Pos	Table Pos	Peak Avg.	Pol.
0		(MHz)	(dBμV/m)	(dB)	(dBμV/m)	(dBμV)	(dB/m)	(dB)	(dB)	(cm)	(deg)	(P/A)	(H/V)
802.11b		4824	53.86	-20.14	74	68.87	31.1	10.46	56.57	256	193	P	H
CH 01		4824	51.99	-2.01	54	67	31.1	10.46	56.57	256	193	A	H
2412MHz		4824	47.2	-26.8	74	62.21	31.1	10.46	56.57	100	0	P	V
802.11b		4874	53.11	-20.89	74	68.12	31.1	10.44	56.55	260	192	P	H
CH 06		4874	50.94	-3.06	54	65.95	31.1	10.44	56.55	260	192	A	H
2437MHz		7311	49.77	-24.23	74	56.46	36.58	12.96	56.23	100	0	P	H
		4874	46.21	-27.79	74	61.22	31.1	10.44	56.55	100	0	P	V
		7311	44.43	-29.57	74	51.12	36.58	12.96	56.23	100	0	P	V
802.11b		4924	55.8	-18.2	74	70.71	31.2	10.42	56.53	272	197	P	H
CH 11		4924	53.79	-0.21	54	68.7	31.2	10.42	56.53	272	197	A	H
2462MHz		7386	49.31	-24.69	74	56.11	36.36	12.98	56.14	100	0	P	H
		4924	49.96	-24.04	74	64.87	31.2	10.42	56.53	100	0	P	V
		7386	45.94	-28.06	74	52.74	36.36	12.98	56.14	100	0	P	V
Remark	1. No other spurious found. 2. All results are PASS against Peak and Average limit line.												



WIFI	Note	Frequency	Level	Over	Limit	Read	Antenna	Path	Preamp	Ant	Table	Peak	Pol.
Ant. 0		(MHz)	(dBμV/m)	(dB)	(dBμV/m)	(dBμV)	(dB/m)	(dB)	(dB)	(cm)	(deg)	(P/A)	(H/V)
802.11b CH 12 2467MHz		4934	49.13	-24.87	74	64	31.24	10.42	56.53	100	0	P	H
		7401	47.5	-26.5	74	54.33	36.3	12.99	56.12	100	0	P	H
		4934	44.51	-29.49	74	59.38	31.24	10.42	56.53	100	0	P	V
		7401	43.3	-30.7	74	50.13	36.3	12.99	56.12	100	0	P	V
802.11b CH 13 2472MHz		4944	45.86	-28.14	74	60.6	31.28	10.5	56.52	100	0	P	H
		7416	47.5	-26.5	74	54.54	36.33	12.73	56.1	100	0	P	H
		4944	41.1	-32.9	74	55.84	31.28	10.5	56.52	100	0	P	V
		7416	45.16	-28.84	74	52.2	36.33	12.73	56.1	100	0	P	V
Remark	1. No other spurious found. 2. All results are PASS against Peak and Average limit line.												



2.4GHz 2400~2483.5MHz
WIFI 802.11g (Band Edge @ 3m)

WIFI Ant. 0	Note	Frequency (MHz)	Level (dBμV/m)	Over Limit (dB)	Limit Line (dBμV/m)	Read Level (dBμV)	Antenna Factor (dB/m)	Path Loss (dB)	Preamp Factor (dB)	Ant Pos (cm)	Table Pos (deg)	Peak Avg. (P/A)	Pol. (H/V)
802.11g CH 01 2412MHz		2389.485	67.57	-6.43	74	56.58	27.52	16.63	33.16	400	54	P	H
		2390	52.95	-1.05	54	41.96	27.52	16.63	33.16	400	54	A	H
	*	2412	111.92	-	-	100.97	27.48	16.65	33.18	400	54	P	H
	*	2412	102.64	-	-	91.69	27.48	16.65	33.18	400	54	A	H
		2389.8	71.76	-2.24	74	60.77	27.52	16.63	33.16	140	65	P	V
		2390	53.42	-0.58	54	42.43	27.52	16.63	33.16	140	65	A	V
	*	2412	110.02	-	-	99.07	27.48	16.65	33.18	140	65	P	V
	*	2412	100.35	-	-	89.4	27.48	16.65	33.18	140	65	A	V
802.11g CH 06 2437MHz		2327.22	55.43	-18.57	74	42.69	27.74	16.59	31.59	306	63	P	H
		2314.9	40.28	-13.72	54	27.49	27.81	16.57	31.59	306	63	A	H
	*	2437	111.54	-	-	98.93	27.43	16.75	31.57	306	63	P	H
	*	2437	102.09	-	-	89.48	27.43	16.75	31.57	306	63	A	H
		2484.32	55.77	-18.23	74	43.18	27.33	16.82	31.56	306	63	P	H
		2483.5	40.65	-13.35	54	28.06	27.33	16.82	31.56	306	63	P	H
		2324.98	55.34	-18.66	74	42.59	27.75	16.59	31.59	164	69	P	V
		2389.8	40.37	-13.63	54	27.74	27.52	16.68	31.57	164	69	A	V
	*	2437	109.26	-	-	96.65	27.43	16.75	31.57	164	69	P	V
	*	2437	100.18	-	-	87.57	27.43	16.75	31.57	164	69	A	V
		2484.95	54.42	-19.58	74	41.83	27.33	16.82	31.56	164	69	P	V
		2484.25	40.13	-13.87	54	27.54	27.33	16.82	31.56	164	69	A	V



802.11g CH 11 2462MHz	*	2462	109.55	-	-	96.94	27.38	16.79	31.56	300	51	P	H
	*	2462	100.1	-	-	87.49	27.38	16.79	31.56	300	51	A	H
		2483.56	72.37	-1.63	74	59.78	27.33	16.82	31.56	300	51	P	H
		2483.52	50.48	-3.52	54	37.89	27.33	16.82	31.56	300	51	A	H
	*	2462	107.77	-	-	95.16	27.38	16.79	31.56	194	140	P	V
	*	2462	98.63	-	-	86.02	27.38	16.79	31.56	194	140	A	V
		2483.56	70.28	-3.72	74	57.69	27.33	16.82	31.56	194	140	P	V
		2483.52	48.99	-5.01	54	36.4	27.33	16.82	31.56	194	140	A	V
Remark	1. No other spurious found. 2. All results are PASS against Peak and Average limit line.												



WIFI	Note	Frequency	Level	Over	Limit	Read	Antenna	Path	Preamp	Ant	Table	Peak	Pol.
Ant. 0		(MHz)	(dBμV/m)	(dB)	Line (dBμV/m)	Level (dBμV)	Factor (dB/m)	Loss (dB)	Factor (dB)	Pos (cm)	Pos (deg)	Avg. (P/A)	(H/V)
802.11g CH 12 2467MHz	*	2467	106.36	-	-	93.75	27.37	16.8	31.56	300	60	P	H
	*	2467	96.72	-	-	84.11	27.37	16.8	31.56	300	60	A	H
		2483.52	73.38	-0.62	74	60.79	27.33	16.82	31.56	300	60	P	H
		2483.52	49.96	-4.04	54	37.37	27.33	16.82	31.56	300	60	A	H
	*	2467	104.02	-	-	91.41	27.37	16.8	31.56	196	157	P	V
	*	2467	94.35	-	-	81.74	27.37	16.8	31.56	196	157	A	V
		2483.6	70.93	-3.07	74	58.34	27.33	16.82	31.56	196	157	P	V
		2483.52	47.74	-6.26	54	35.15	27.33	16.82	31.56	196	157	A	V
802.11g CH 13 2472MHz	*	2472	104.82	-	-	92.22	27.36	16.8	31.56	301	60	P	H
	*	2472	95.6	-	-	83	27.36	16.8	31.56	301	60	A	H
		2484.56	71.75	-2.25	74	59.16	27.33	16.82	31.56	301	60	P	H
		2483.6	51.78	-2.22	54	39.19	27.33	16.82	31.56	301	60	A	H
	*	2472	101.92	-	-	89.32	27.36	16.8	31.56	194	157	P	V
	*	2472	93.18	-	-	80.58	27.36	16.8	31.56	194	157	A	V
		2484.76	69.37	-4.63	74	56.78	27.33	16.82	31.56	194	157	P	V
		2483.64	49.5	-4.5	54	36.91	27.33	16.82	31.56	194	157	A	V
Remark	1. No other spurious found. 2. All results are PASS against Peak and Average limit line.												



**2.4GHz 2400~2483.5MHz
WIFI 802.11g (Harmonic @ 3m)**

WIFI Ant.	Note	Frequency	Level	Over Limit	Limit Line	Read Level	Antenna Factor	Path Loss	Preamp Factor	Ant Pos	Table Pos	Peak Avg.	Pol.
0		(MHz)	(dBμV/m)	(dB)	(dBμV/m)	(dBμV)	(dB/m)	(dB)	(dB)	(cm)	(deg)	(P/A)	(H/V)
802.11g CH 01 2412MHz		4824	48.29	-25.71	74	63.33	31.1	10.43	56.57	100	0	P	H
		4824	45.18	-28.82	74	60.22	31.1	10.43	56.57	100	0	P	V
802.11g CH 06 2437MHz		4874	53.19	-20.81	74	68.17	31.1	10.47	56.55	259	190	P	H
		4874	38.71	-15.29	54	53.69	31.1	10.47	56.55	259	190	A	H
		7311	60.62	-13.38	74	67.47	36.58	12.8	56.23	211	171	P	H
		7311	44.31	-9.69	54	51.16	36.58	12.8	56.23	211	171	A	H
		4874	45.27	-28.73	74	60.25	31.1	10.47	56.55	100	0	P	V
		7311	55.35	-18.65	74	62.2	36.58	12.8	56.23	230	232	P	V
802.11g CH 11 2462MHz		7311	38.95	-15.05	54	45.8	36.58	12.8	56.23	230	232	A	V
		4924	53.15	-20.85	74	67.99	31.2	10.49	56.53	267	197	P	H
		4924	37.46	-16.54	54	52.3	31.2	10.49	56.53	267	197	A	H
		7386	58.17	-15.83	74	65.24	36.36	12.71	56.14	228	174	P	H
		7386	39.82	-14.18	54	46.89	36.36	12.71	56.14	228	174	A	H
		4924	42.37	-31.63	74	57.21	31.2	10.49	56.53	100	0	P	V
		7386	46.29	-27.71	74	53.36	36.36	12.71	56.14	100	0	P	V
Remark	1. No other spurious found. 2. All results are PASS against Peak and Average limit line.												



WIFI	Note	Frequency	Level	Over	Limit	Read	Antenna	Path	Preamp	Ant	Table	Peak	Pol.
Ant. 0		(MHz)	(dBμV/m)	(dB)	(dBμV/m)	(dBμV)	(dB/m)	(dB)	(dB)	(cm)	(deg)	(P/A)	(H/V)
802.11g CH 12 2467MHz		4934	43.37	-30.63	74	58.16	31.24	10.5	56.53	100	0	P	H
		7401	45.64	-28.36	74	52.76	36.3	12.7	56.12	100	0	P	H
		4934	39.69	-34.31	74	54.48	31.24	10.5	56.53	100	0	P	V
		7401	44.41	-29.59	74	51.53	36.3	12.7	56.12	100	0	P	V
802.11g CH 13 2472MHz		4944	42.52	-31.48	74	57.26	31.28	10.5	56.52	100	0	P	H
		7416	44.12	-29.88	74	51.16	36.33	12.73	56.1	100	0	P	H
		4944	38.66	-35.34	74	53.4	31.28	10.5	56.52	100	0	P	V
		7416	44.24	-29.76	74	51.28	36.33	12.73	56.1	100	0	P	V
Remark	1. No other spurious found. 2. All results are PASS against Peak and Average limit line.												



**2.4GHz 2400~2483.5MHz
WIFI 802.11n HT20 (Band Edge @ 3m)**

WIFI Ant. 0	Note	Frequency (MHz)	Level (dBµV/m)	Over Limit (dB)	Limit Line (dBµV/m)	Read Level (dBµV)	Antenna Factor (dB/m)	Path Loss (dB)	Preamp Factor (dB)	Ant Pos (cm)	Table Pos (deg)	Peak Avg. (P/A)	Pol. (H/V)
802.11n HT20 CH 01 2412MHz		2390	71.11	-2.89	74	58.47	27.52	16.69	31.57	316	64	P	H
		2390	49.82	-4.18	54	37.18	27.52	16.69	31.57	316	64	A	H
	*	2412	107.74	-	-	95.11	27.48	16.72	31.57	316	64	P	H
	*	2412	98.54	-	-	85.91	27.48	16.72	31.57	316	64	A	H
		2390	72.29	-1.71	74	59.65	27.52	16.69	31.57	178	66	P	V
		2390	50.86	-3.14	54	38.22	27.52	16.69	31.57	178	66	A	V
	*	2412	106.91	-	-	94.28	27.48	16.72	31.57	178	66	P	V
	*	2412	97.57	-	-	84.94	27.48	16.72	31.57	178	66	A	V
802.11n HT20 CH 06 2437MHz		2389.8	55.19	-18.81	74	42.56	27.52	16.68	31.57	305	65	P	H
		2324.84	40.26	-13.74	54	27.51	27.75	16.59	31.59	305	65	A	H
	*	2437	111.64	-	-	99.03	27.43	16.75	31.57	305	65	P	H
	*	2437	101.84	-	-	89.23	27.43	16.75	31.57	305	65	A	H
		2484.18	56.72	-17.28	74	44.13	27.33	16.82	31.56	305	65	P	H
		2483.76	40.65	-13.35	54	28.06	27.33	16.82	31.56	305	65	A	H
		2389.52	57.62	-16.38	74	45	27.52	16.68	31.58	161	69	P	V
		2389.94	40.5	-13.5	54	27.87	27.52	16.68	31.57	161	69	A	V
	*	2437	109.36	-	-	96.75	27.43	16.75	31.57	161	69	P	V
	*	2437	99.97	-	-	87.36	27.43	16.75	31.57	161	69	A	V
		2498.6	54.65	-19.35	74	42.06	27.3	16.84	31.55	161	69	P	V
	2483.9	40.18	-13.82	54	27.59	27.33	16.82	31.56	161	69	A	V	



802.11n HT20 CH 11 2462MHz	*	2462	107.95	-	-	95.34	27.38	16.79	31.56	300	50	P	H
	*	2462	98.78	-	-	86.17	27.38	16.79	31.56	300	50	A	H
		2483.8	72.17	-1.83	74	59.58	27.33	16.82	31.56	300	50	P	H
		2483.52	49.93	-4.07	54	37.34	27.33	16.82	31.56	300	50	A	H
	*	2462	106.93	-	-	94.32	27.38	16.79	31.56	195	148	P	V
	*	2462	97.09	-	-	84.48	27.38	16.79	31.56	195	148	A	V
		2483.64	70.88	-3.12	74	58.29	27.33	16.82	31.56	195	148	P	V
		2483.52	48.44	-5.56	54	35.85	27.33	16.82	31.56	195	148	A	V
Remark	1. No other spurious found. 2. All results are PASS against Peak and Average limit line.												



WIFI	Note	Frequency	Level	Over	Limit	Read	Antenna	Path	Preamp	Ant	Table	Peak	Pol.
Ant. 0		(MHz)	(dBµV/m)	(dB)	Line (dBµV/m)	Level (dBµV)	Factor (dB/m)	Loss (dB)	Factor (dB)	Pos (cm)	Pos (deg)	Avg. (P/A)	(H/V)
802.11n HT20 CH 12 2467MHz	*	2467	104.63	-	-	92.02	27.37	16.8	31.56	301	61	P	H
	*	2467	95.11	-	-	82.5	27.37	16.8	31.56	301	61	A	H
		2483.96	71	-3	74	58.41	27.33	16.82	31.56	301	61	P	H
		2483.52	47.74	-6.26	54	35.15	27.33	16.82	31.56	301	61	A	H
	*	2467	102.67	-	-	90.06	27.37	16.8	31.56	194	156	P	V
	*	2467	92.61	-	-	80	27.37	16.8	31.56	194	156	A	V
		2483.56	68.96	-5.04	74	56.37	27.33	16.82	31.56	194	156	P	V
	2483.52	45.81	-8.19	54	33.22	27.33	16.82	31.56	194	156	A	V	
802.11n HT20 CH 13 2472MHz	*	2472	101.93	-	-	89.33	27.36	16.8	31.56	301	61	P	H
	*	2472	92.67	-	-	80.07	27.36	16.8	31.56	301	61	A	H
		2484.16	72.32	-1.68	74	59.73	27.33	16.82	31.56	301	61	P	H
		2483.52	46.37	-7.63	54	33.78	27.33	16.82	31.56	301	61	A	H
	*	2472	98.7	-	-	86.1	27.36	16.8	31.56	162	130	P	V
	*	2472	89.73	-	-	77.13	27.36	16.8	31.56	162	130	A	V
		2484.08	69.64	-4.36	74	57.05	27.33	16.82	31.56	162	130	P	V
	2483.52	44.67	-9.33	54	32.08	27.33	16.82	31.56	162	130	A	V	
Remark	1. No other spurious found. 2. All results are PASS against Peak and Average limit line.												



**2.4GHz 2400~2483.5MHz
WIFI 802.11n HT20 (Harmonic @ 3m)**

WIFI Ant.	Note	Frequency	Level	Over Limit	Limit Line	Read Level	Antenna Factor	Path Loss	Preamp Factor	Ant Pos	Table Pos	Peak Avg.	Pol.
0		(MHz)	(dBμV/m)	(dB)	(dBμV/m)	(dBμV)	(dB/m)	(dB)	(dB)	(cm)	(deg)	(P/A)	(H/V)
802.11n HT20 CH 01 2412MHz		4824	46.02	-27.98	74	61.06	31.1	10.43	56.57	100	0	P	H
		4824	42.29	-31.71	74	57.33	31.1	10.43	56.57	100	0	P	V
802.11n HT20 CH 06 2437MHz		4874	53.24	-20.76	74	68.22	31.1	10.47	56.55	261	190	P	H
		4874	38.33	-15.67	54	53.31	31.1	10.47	56.55	261	190	A	H
		7311	60.1	-13.9	74	66.95	36.58	12.8	56.23	212	173	P	H
		7311	43.75	-10.25	54	50.6	36.58	12.8	56.23	212	173	A	H
		4874	45.58	-28.42	74	60.56	31.1	10.47	56.55	100	0	P	V
		7311	55.17	-18.83	74	62.02	36.58	12.8	56.23	233	230	P	V
		7311	38.48	-15.52	54	45.33	36.58	12.8	56.23	233	230	A	V
802.11n HT20 CH 11 2462MHz		4924	46.21	-27.79	74	61.05	31.2	10.49	56.53	100	0	P	H
		7386	56.08	-17.92	74	63.15	36.36	12.71	56.14	214	174	P	H
		7386	37.02	-16.98	54	44.09	36.36	12.71	56.14	214	174	A	H
		4924	42.63	-31.37	74	57.47	31.2	10.49	56.53	100	0	P	H
		7386	45.19	-28.81	74	52.26	36.36	12.71	56.14	100	0	P	V
Remark	1. No other spurious found. 2. All results are PASS against Peak and Average limit line.												



WIFI	Note	Frequency	Level	Over	Limit	Read	Antenna	Path	Preamp	Ant	Table	Peak	Pol.
Ant. 0		(MHz)	(dBμV/m)	(dB)	(dBμV/m)	(dBμV)	(dB/m)	(dB)	(dB)	(cm)	(deg)	(P/A)	(H/V)
802.11n		4934	43.81	-30.19	74	58.6	31.24	10.5	56.53	100	0	P	H
HT20		7401	44.26	-29.74	74	51.38	36.3	12.7	56.12	100	0	P	H
CH 12		4934	38.23	-35.77	74	53.02	31.24	10.5	56.53	100	0	P	V
2467MHz		7401	44.57	-29.43	74	51.69	36.3	12.7	56.12	100	0	P	V
802.11n		4944	39.15	-34.85	74	53.89	31.28	10.5	56.52	100	0	P	H
HT20		7416	44.86	-29.14	74	51.9	36.33	12.73	56.1	100	0	P	H
CH 13		4944	38.6	-35.4	74	53.34	31.28	10.5	56.52	100	0	P	V
2472MHz		7416	44.01	-29.99	74	51.05	36.33	12.73	56.1	100	0	P	V
Remark	1. No other spurious found. 2. All results are PASS against Peak and Average limit line.												



Emission below 1GHz
2.4GHz WIFI 802.11b (LF)

WIFI Ant.	Note	Frequency	Level	Over Limit	Limit Line	Read Level	Antenna Factor	Path Loss	Preamp Factor	Ant Pos	Table Pos	Peak Avg.	Pol.
0		(MHz)	(dBμV/m)	(dB)	(dBμV/m)	(dBμV)	(dB/m)	(dB)	(dB)	(cm)	(deg)	(P/A)	(H/V)
2.4GHz 802.11b LF		126.39	32.47	-11.03	43.5	43.82	17.47	1.58	30.4	-	-	P	H
		173.64	31.68	-11.82	43.5	44.79	15.26	1.98	30.35	-	-	P	H
		229.26	43.92	-2.08	46	55.99	15.98	2.22	30.27	117	286	Q	H
		229.26	50.72	-	-	62.79	15.98	2.22	30.27	117	286	P	H
		610.8	41.24	-4.76	46	42.04	25.36	3.46	29.62	-	-	P	H
		776	36.64	-9.36	46	34.12	27.95	3.91	29.34	-	-	P	H
		934.9	36.25	-9.75	46	30.97	29.94	4.38	29.04	-	-	P	H
		30	29.83	-10.17	40	34.74	24.57	0.7	30.18	-	-	P	V
		229.26	40.32	-5.68	46	52.39	15.98	2.22	30.27	141	19	Q	V
		229.26	46.73	-	-	58.8	15.98	2.22	30.27	141	19	P	V
		268.14	29.59	-16.41	46	38.25	19.17	2.37	30.2	-	-	P	V
		613.6	38.84	-7.16	46	39.49	25.49	3.47	29.61	-	-	P	V
		785.1	39.95	-6.05	46	37.39	27.95	3.93	29.32	-	-	P	V
	955.9	37.07	-8.93	46	30.8	30.81	4.44	28.98	-	-	P	V	
Remark	1. No other spurious found. 2. All results are PASS against limit line.												



2.4GHz 2400~2483.5MHz

WIFI 802.11b (Band Edge @ 3m)

WIFI Ant.	Note	Frequency	Level	Over Limit	Limit Line	Read Level	Antenna Factor	Path Loss	Preamp Factor	Ant Pos	Table Pos	Peak Avg.	Pol.
1		(MHz)	(dBμV/m)	(dB)	(dBμV/m)	(dBμV)	(dB/m)	(dB)	(dB)	(cm)	(deg)	(P/A)	(H/V)
802.11b CH 01 2412MHz		2386.545	55.68	-18.32	74	43.05	27.53	16.68	31.58	358	303	P	H
		2387.175	42.94	-11.06	54	30.31	27.53	16.68	31.58	358	303	A	H
	*	2412	109.01	-	-	96.38	27.48	16.72	31.57	358	303	P	H
	*	2412	105.58	-	-	92.95	27.48	16.72	31.57	358	303	A	H
		2386.125	55.96	-18.04	74	43.33	27.53	16.68	31.58	100	235	P	V
		2387.07	43.4	-10.6	54	30.77	27.53	16.68	31.58	100	235	A	V
	*	2412	108.07	-	-	95.44	27.48	16.72	31.57	100	235	P	V
	*	2412	104.74	-	-	92.11	27.48	16.72	31.57	100	235	A	V
802.11b CH 06 2437MHz		2344.3	55.35	-18.65	74	42.68	27.63	16.62	31.58	305	140	P	H
		2313.78	40.87	-13.13	54	28.07	27.82	16.57	31.59	305	140	A	H
	*	2437	107.85	-	-	95.24	27.43	16.75	31.57	305	140	P	H
	*	2437	104.37	-	-	91.76	27.43	16.75	31.57	305	140	A	H
		2485.3	55.55	-18.45	74	42.96	27.33	16.82	31.56	305	140	P	H
		2487.05	41.07	-12.93	54	28.47	27.33	16.83	31.56	305	140	A	H
		2388.68	55.38	-18.62	74	42.76	27.52	16.68	31.58	111	235	P	V
		2311.96	40.9	-13.1	54	28.09	27.83	16.57	31.59	111	235	A	V
	*	2437	110.61	-	-	98	27.43	16.75	31.57	111	235	P	V
	*	2437	107.19	-	-	94.58	27.43	16.75	31.57	111	235	A	V
		2485.37	55.62	-18.38	74	43.03	27.33	16.82	31.56	111	235	P	V
		2487.12	41.47	-12.53	54	28.87	27.33	16.83	31.56	111	235	A	V



802.11b CH 11 2462MHz	*	2462	108.42	-	-	95.81	27.38	16.79	31.56	100	130	P	H
	*	2462	105.03	-	-	92.42	27.38	16.79	31.56	100	130	A	H
		2487.44	58.85	-15.15	74	46.25	27.33	16.83	31.56	100	130	P	H
		2487.24	49.26	-4.74	54	36.66	27.33	16.83	31.56	100	130	A	H
	*	2462	109.99	-	-	97.38	27.38	16.79	31.56	100	241	P	V
	*	2462	106.57	-	-	93.96	27.38	16.79	31.56	100	241	A	V
		2487.56	59.46	-14.54	74	46.87	27.32	16.83	31.56	100	241	P	V
		2487.24	50.86	-3.14	54	38.26	27.33	16.83	31.56	100	241	A	V
Remark	1. No other spurious found. 2. All results are PASS against Peak and Average limit line.												



WIFI	Note	Frequency	Level	Over	Limit	Read	Antenna	Path	Preamp	Ant	Table	Peak	Pol.
Ant. 1		(MHz)	(dBμV/m)	(dB)	Line (dBμV/m)	Level (dBμV)	Factor (dB/m)	Loss (dB)	Factor (dB)	Pos (cm)	Pos (deg)	Avg. (P/A)	(H/V)
802.11b CH 12 2467MHz	*	2467	107.84	-	-	95.23	27.37	16.8	31.56	304	308	P	H
	*	2467	104.46	-	-	91.85	27.37	16.8	31.56	304	308	A	H
		2483.52	59.04	-14.96	74	46.45	27.33	16.82	31.56	304	308	P	H
		2483.52	49.24	-4.76	54	36.65	27.33	16.82	31.56	304	308	A	H
	*	2467	108.76	-	-	96.15	27.37	16.8	31.56	100	251	P	V
	*	2467	105.39	-	-	92.78	27.37	16.8	31.56	100	251	A	V
		2483.6	59.51	-14.49	74	46.92	27.33	16.82	31.56	100	251	P	V
		2483.52	50.69	-3.31	54	38.1	27.33	16.82	31.56	100	251	A	V
802.11b CH 13 2472MHz	*	2472	104.6	-	-	92	27.36	16.8	31.56	305	292	P	H
	*	2472	101.1	-	-	88.5	27.36	16.8	31.56	305	292	A	H
		2484.8	59.24	-14.76	74	46.65	27.33	16.82	31.56	305	292	P	H
		2484.76	51.3	-2.7	54	38.71	27.33	16.82	31.56	305	292	A	H
	*	2472	105.66	-	-	93.06	27.36	16.8	31.56	113	254	P	V
	*	2472	102.19	-	-	89.59	27.36	16.8	31.56	113	254	A	V
		2485.16	60.23	-13.77	74	47.64	27.33	16.82	31.56	113	254	P	V
		2484.76	52.93	-1.07	54	40.34	27.33	16.82	31.56	113	254	A	V
Remark	1. No other spurious found. 2. All results are PASS against Peak and Average limit line.												



**2.4GHz 2400~2483.5MHz
WIFI 802.11b (Harmonic @ 3m)**

WIFI Ant.	Note	Frequency	Level	Over Limit	Limit Line	Read Level	Antenna Factor	Path Loss	Preamp Factor	Ant Pos	Table Pos	Peak Avg.	Pol.
1		(MHz)	(dBμV/m)	(dB)	(dBμV/m)	(dBμV)	(dB/m)	(dB)	(dB)	(cm)	(deg)	(P/A)	(H/V)
802.11b CH 01 2412MHz		4824	43.07	-30.93	74	58.08	31.1	10.46	56.57	100	0	P	H
		4824	39.36	-34.64	74	54.37	31.1	10.46	56.57	100	0	P	V
802.11b CH 06 2437MHz		4874	46.91	-27.09	74	61.89	31.1	10.47	56.55	100	0	P	H
		7311	42.95	-31.05	74	49.8	36.58	12.8	56.23	100	0	P	H
		4874	44.5	-29.5	74	59.48	31.1	10.47	56.55	100	0	P	V
		7311	43.01	-30.99	74	49.86	36.58	12.8	56.23	100	0	P	V
802.11b CH 11 2462MHz		4924	45.06	-28.94	74	59.9	31.2	10.49	56.53	100	0	P	H
		7386	44.56	-29.44	74	51.63	36.36	12.71	56.14	100	0	P	H
		4924	41.03	-32.97	74	55.87	31.2	10.49	56.53	100	0	P	V
		7386	43.98	-30.02	74	51.05	36.36	12.71	56.14	100	0	P	V
Remark	1. No other spurious found. 2. All results are PASS against Peak and Average limit line.												



WIFI	Note	Frequency	Level	Over	Limit	Read	Antenna	Path	Preamp	Ant	Table	Peak	Pol.
Ant. 1		(MHz)	(dBμV/m)	(dB)	(dBμV/m)	(dBμV)	(dB/m)	(dB)	(dB)	(cm)	(deg)	(P/A)	(H/V)
802.11b CH 12 2467MHz		4934	43.75	-30.25	74	58.54	31.24	10.5	56.53	100	0	P	H
		7401	44.48	-29.52	74	51.6	36.3	12.7	56.12	100	0	P	H
		4934	40.79	-33.21	74	55.58	31.24	10.5	56.53	100	0	P	V
		7401	43.82	-30.18	74	50.94	36.3	12.7	56.12	100	0	P	V
802.11b CH 13 2472MHz		4944	39.3	-34.7	74	54.04	31.28	10.5	56.52	100	0	P	H
		7416	44.64	-29.36	74	51.68	36.33	12.73	56.1	100	0	P	H
		4944	39.57	-34.43	74	54.31	31.28	10.5	56.52	100	0	P	V
		7416	44.08	-29.92	74	51.12	36.33	12.73	56.1	100	0	P	V
Remark	1. No other spurious found. 2. All results are PASS against Peak and Average limit line.												



2.4GHz 2400~2483.5MHz
WIFI 802.11g (Band Edge @ 3m)

WIFI Ant. 1	Note	Frequency (MHz)	Level (dBµV/m)	Over Limit (dB)	Limit Line (dBµV/m)	Read Level (dBµV)	Antenna Factor (dB/m)	Path Loss (dB)	Preamp Factor (dB)	Ant Pos (cm)	Table Pos (deg)	Peak Avg. (P/A)	Pol. (H/V)
802.11g CH 01 2412MHz		2388.855	65.45	-8.55	74	54.46	27.52	16.63	33.16	365	288	P	H
		2390	52.26	-1.74	54	41.27	27.52	16.63	33.16	365	288	A	H
	*	2412	112.11	-	-	101.16	27.48	16.65	33.18	365	288	P	H
	*	2412	102.57	-	-	91.62	27.48	16.65	33.18	365	288	A	H
		2389.8	68.74	-5.26	74	57.75	27.52	16.63	33.16	117	235	P	V
		2390	52.93	-1.07	54	41.94	27.52	16.63	33.16	117	235	A	V
	*	2412	113.3	-	-	102.35	27.48	16.65	33.18	117	235	P	V
	*	2412	103.86	-	-	92.91	27.48	16.65	33.18	117	235	A	V
802.11g CH 06 2437MHz		2313.5	54.84	-19.16	74	42.04	27.82	16.57	31.59	399	314	P	H
		2389.94	40.41	-13.59	54	27.78	27.52	16.68	31.57	399	314	A	H
	*	2437	110.66	-	-	98.05	27.43	16.75	31.57	399	314	P	H
	*	2437	101.48	-	-	88.87	27.43	16.75	31.57	399	314	A	H
		2483.83	57.95	-16.05	74	45.36	27.33	16.82	31.56	399	314	P	H
		2483.5	40.7	-13.3	54	28.11	27.33	16.82	31.56	399	314	A	H
		2389.52	57.94	-16.06	74	45.32	27.52	16.68	31.58	100	248	P	V
		2389.94	40.92	-13.08	54	28.29	27.52	16.68	31.57	100	248	A	V
	*	2437	111.16	-	-	98.55	27.43	16.75	31.57	100	248	P	V
	*	2437	101.85	-	-	89.24	27.43	16.75	31.57	100	248	A	V
		2483.62	62.12	-11.88	74	49.53	27.33	16.82	31.56	100	248	P	V
		2483.55	43	-11	54	30.41	27.33	16.82	31.56	100	248	A	V



802.11g CH 11 2462MHz	*	2462	107.63	-	-	95.02	27.38	16.79	31.56	100	130	P	H
	*	2462	98.59	-	-	85.98	27.38	16.79	31.56	100	130	A	H
		2483.52	69.41	-4.59	74	56.82	27.33	16.82	31.56	100	130	P	H
		2483.52	49.54	-4.46	54	36.95	27.33	16.82	31.56	100	130	A	H
	*	2462	109.93	-	-	97.32	27.38	16.79	31.56	100	242	P	V
	*	2462	100.78	-	-	88.17	27.38	16.79	31.56	100	242	A	V
		2483.6	71.87	-2.13	74	59.28	27.33	16.82	31.56	100	242	P	V
		2483.52	52.26	-1.74	54	39.67	27.33	16.82	31.56	100	242	A	V
Remark	1. No other spurious found. 2. All results are PASS against Peak and Average limit line.												



WIFI	Note	Frequency	Level	Over	Limit	Read	Antenna	Path	Preamp	Ant	Table	Peak	Pol.
Ant. 1		(MHz)	(dBμV/m)	(dB)	Line (dBμV/m)	Level (dBμV)	Factor (dB/m)	Loss (dB)	Factor (dB)	Pos (cm)	Pos (deg)	Avg. (P/A)	(H/V)
802.11g CH 12 2467MHz	*	2467	104.47	-	-	91.86	27.37	16.8	31.56	344	307	P	H
	*	2467	95.39	-	-	82.78	27.37	16.8	31.56	344	307	A	H
		2483.56	71.37	-2.63	74	58.78	27.33	16.82	31.56	344	307	P	H
		2483.56	42.68	-11.32	54	30.09	27.33	16.82	31.56	344	307	A	H
	*	2467	105.11	-	-	92.5	27.37	16.8	31.56	100	247	P	V
	*	2467	95.86	-	-	83.25	27.37	16.8	31.56	100	247	A	V
		2483.52	73.03	-0.97	74	60.44	27.33	16.82	31.56	100	247	P	V
		2483.52	43.5	-10.5	54	30.91	27.33	16.82	31.56	100	247	A	V
802.11g CH 13 2472MHz	*	2472	104.63	-	-	92.03	27.36	16.8	31.56	302	306	P	H
	*	2472	95.2	-	-	82.6	27.36	16.8	31.56	302	306	A	H
		2487.08	71.38	-2.62	74	58.78	27.33	16.83	31.56	302	306	P	H
		2483.52	44.82	-9.18	54	32.23	27.33	16.82	31.56	302	306	A	H
	*	2472	104.89	-	-	92.29	27.36	16.8	31.56	116	248	P	V
	*	2472	95.67	-	-	83.07	27.36	16.8	31.56	116	248	A	V
		2487.32	72.92	-1.08	74	60.32	27.33	16.83	31.56	116	248	P	V
		2483.52	45.64	-8.36	54	33.05	27.33	16.82	31.56	116	248	A	V
Remark	1. No other spurious found. 2. All results are PASS against Peak and Average limit line.												



2.4GHz 2400~2483.5MHz
WIFI 802.11g (Harmonic @ 3m)

Table with 14 columns: WIFI Ant., Note, Frequency, Level, Over Limit, Limit Line, Read Level, Antenna Factor, Path Loss, Preamp Factor, Ant Pos, Table Pos, Peak Avg., Pol. Rows include data for 802.11g CH 01, CH 06, and CH 11.



WIFI	Note	Frequency	Level	Over	Limit	Read	Antenna	Path	Preamp	Ant	Table	Peak	Pol.
Ant. 1		(MHz)	(dBμV/m)	(dB)	(dBμV/m)	(dBμV)	(dB/m)	(dB)	(dB)	(cm)	(deg)	(P/A)	(H/V)
802.11g CH 12 2467MHz		4934	38.46	-35.54	74	53.25	31.24	10.5	56.53	100	0	P	H
		7401	43.86	-30.14	74	50.98	36.3	12.7	56.12	100	0	P	H
		4934	39.24	-34.76	74	54.03	31.24	10.5	56.53	100	0	P	V
		7401	43.47	-30.53	74	50.59	36.3	12.7	56.12	100	0	P	V
802.11g CH 13 2472MHz		4944	38.68	-35.32	74	53.42	31.28	10.5	56.52	100	0	P	H
		7416	43.12	-30.88	74	50.16	36.33	12.73	56.1	100	0	P	H
		4944	38.31	-35.69	74	53.05	31.28	10.5	56.52	100	0	P	V
		7416	44.32	-29.68	74	51.36	36.33	12.73	56.1	100	0	P	V
Remark	1. No other spurious found. 2. All results are PASS against Peak and Average limit line.												



2.4GHz 2400~2483.5MHz
WIFI 802.11n HT20 (Band Edge @ 3m)

Table with 14 columns: WIFI Ant. 1, Note, Frequency (MHz), Level (dBµV/m), Over Limit (dB), Limit Line (dBµV/m), Read Level (dBµV), Antenna Factor (dB/m), Path Loss (dB), Preamp Factor (dB), Ant Pos (cm), Table Pos (deg), Peak Avg. (P/A), Pol. (H/V). Rows include data for 802.11n HT20 CH 01 (2412MHz) and 802.11n HT20 CH 06 (2437MHz).



802.11n HT20 CH 11 2462MHz	*	2462	105.99	-	-	93.38	27.38	16.79	31.56	100	130	P	H
	*	2462	96.66	-	-	84.05	27.38	16.79	31.56	100	130	A	H
		2483.84	69.79	-4.21	74	57.2	27.33	16.82	31.56	100	130	P	H
		2483.56	45.84	-8.16	54	33.25	27.33	16.82	31.56	100	130	A	H
	*	2462	108.35	-	-	95.74	27.38	16.79	31.56	100	242	P	V
	*	2462	98.75	-	-	86.14	27.38	16.79	31.56	100	242	A	V
		2483.6	72.2	-1.8	74	59.61	27.33	16.82	31.56	100	242	P	V
		2483.52	47.38	-6.62	54	34.79	27.33	16.82	31.56	100	242	A	V
Remark	1. No other spurious found. 2. All results are PASS against Peak and Average limit line.												



WIFI	Note	Frequency	Level	Over	Limit	Read	Antenna	Path	Preamp	Ant	Table	Peak	Pol.
Ant. 1		(MHz)	(dBµV/m)	(dB)	Line (dBµV/m)	Level (dBµV)	Factor (dB/m)	Loss (dB)	Factor (dB)	Pos (cm)	Pos (deg)	Avg. (P/A)	(H/V)
802.11n HT20 CH 12 2467MHz	*	2467	105.62	-	-	93.01	27.37	16.8	31.56	348	305	P	H
	*	2467	95.91	-	-	83.3	27.37	16.8	31.56	348	305	A	H
		2483.8	70.85	-3.15	74	58.26	27.33	16.82	31.56	348	305	P	H
		2483.52	43.18	-10.82	54	30.59	27.33	16.82	31.56	348	305	A	H
	*	2467	105.24	-	-	92.63	27.37	16.8	31.56	100	267	P	V
	*	2467	95.55	-	-	82.94	27.37	16.8	31.56	100	267	A	V
		2483.88	72.62	-1.38	74	60.03	27.33	16.82	31.56	100	267	P	V
	2483.52	44.25	-9.75	54	31.66	27.33	16.82	31.56	100	267	A	V	
802.11n HT20 CH 13 2472MHz	*	2472	103.74	-	-	91.14	27.36	16.8	31.56	304	304	P	H
	*	2472	94.28	-	-	81.68	27.36	16.8	31.56	304	304	A	H
		2484.24	71.57	-2.43	74	58.98	27.33	16.82	31.56	304	304	P	H
		2483.52	44.35	-9.65	54	31.76	27.33	16.82	31.56	304	304	A	H
	*	2472	103.53	-	-	90.93	27.36	16.8	31.56	100	244	P	V
	*	2472	94.43	-	-	81.83	27.36	16.8	31.56	100	244	A	V
		2484.12	72.49	-1.51	74	59.9	27.33	16.82	31.56	100	244	P	V
	2483.52	44.67	-9.33	54	32.08	27.33	16.82	31.56	100	244	A	V	
Remark	1. No other spurious found. 2. All results are PASS against Peak and Average limit line.												



2.4GHz 2400~2483.5MHz
WIFI 802.11n HT20 (Harmonic @ 3m)

Table with 14 columns: WIFI Ant., Note, Frequency, Level, Over Limit, Limit Line, Read Level, Antenna Factor, Path Loss, Preamp Factor, Ant Pos, Table Pos, Peak Avg., Pol. It contains multiple rows of test data for 802.11n HT20 channels and a final Remark section.



WIFI	Note	Frequency	Level	Over	Limit	Read	Antenna	Path	Preamp	Ant	Table	Peak	Pol.
Ant. 1		(MHz)	(dBμV/m)	(dB)	(dBμV/m)	(dBμV)	(dB/m)	(dB)	(dB)	(cm)	(deg)	(P/A)	(H/V)
802.11n		4934	38.83	-35.17	74	53.62	31.24	10.5	56.53	100	0	P	H
HT20		7401	43.02	-30.98	74	50.14	36.3	12.7	56.12	100	0	P	H
CH 12		4934	38.11	-35.89	74	52.9	31.24	10.5	56.53	100	0	P	V
2467MHz		7401	43.09	-30.91	74	50.21	36.3	12.7	56.12	100	0	P	V
802.11n		4944	37.98	-36.02	74	52.72	31.28	10.5	56.52	100	0	P	H
HT20		7416	42.95	-31.05	74	49.99	36.33	12.73	56.1	100	0	P	H
CH 13		4944	38.27	-35.73	74	53.01	31.28	10.5	56.52	100	0	P	V
2472MHz		7416	43.65	-30.35	74	50.69	36.33	12.73	56.1	100	0	P	V
Remark	1. No other spurious found. 2. All results are PASS against Peak and Average limit line.												



Emission below 1GHz
2.4GHz WIFI 802.11g (LF)

Table with 14 columns: WIFI Ant., Note, Frequency, Level, Over Limit, Limit Line, Read Level, Antenna Factor, Path Loss, Preamp Factor, Ant Pos, Table Pos, Peak Avg., Pol. It contains 13 rows of test data for 2.4GHz WIFI 802.11g LF and a Remark section at the bottom.



2.4GHz 2400~2483.5MHz

WIFI 802.11b (Band Edge @ 3m)

WIFI Ant.	Note	Frequency	Level	Over Limit	Limit Line	Read Level	Antenna Factor	Path Loss	Preamp Factor	Ant Pos	Table Pos	Peak Avg.	Pol.
0+1		(MHz)	(dBµV/m)	(dB)	(dBµV/m)	(dBµV)	(dB/m)	(dB)	(dB)	(cm)	(deg)	(P/A)	(H/V)
802.11b CH 01 2412MHz		2362.395	58.91	-15.09	74	46.27	27.58	16.64	31.58	342	37	P	H
		2385.285	44.51	-9.49	54	31.88	27.53	16.68	31.58	342	37	A	H
	*	2412	109.31	-	-	96.68	27.48	16.72	31.57	342	37	P	H
	*	2412	105.86	-	-	93.23	27.48	16.72	31.57	342	37	A	H
		2376.255	59.1	-14.9	74	46.47	27.55	16.66	31.58	104	212	P	V
		2385.18	44.65	-9.35	54	32.02	27.53	16.68	31.58	104	212	A	V
	*	2412	111.33	-	-	98.7	27.48	16.72	31.57	104	212	P	V
	*	2412	107.82	-	-	95.19	27.48	16.72	31.57	104	212	A	V
802.11b CH 06 2437MHz		2355.08	56.47	-17.53	74	45.37	27.59	16.63	33.12	340	351	P	H
		2314.06	42.33	-11.67	54	31.01	27.82	16.57	33.07	340	351	A	H
	*	2437	110.06	-	-	99.09	27.43	16.75	33.21	340	351	P	H
	*	2437	106.64	-	-	95.67	27.43	16.75	33.21	340	351	A	H
		2486	56.4	-17.6	74	45.52	27.33	16.82	33.27	340	351	P	H
		2486.7	42.04	-11.96	54	31.15	27.33	16.83	33.27	340	351	A	H
		2336.88	56.86	-17.14	74	45.66	27.68	16.61	33.09	108	220	P	V
		2311.96	42.55	-11.45	54	31.21	27.83	16.57	33.06	108	220	A	V
	*	2437	111.14	-	-	100.17	27.43	16.75	33.21	108	220	P	V
	*	2437	107.76	-	-	96.79	27.43	16.75	33.21	108	220	A	V
		2487.96	57.11	-16.89	74	46.24	27.32	16.83	33.28	108	220	P	V
		2488.87	42.2	-11.8	54	31.33	27.32	16.83	33.28	108	220	A	V



802.11b CH 11 2462MHz	*	2462	112.51	-	-	101.58	27.38	16.79	33.24	295	64	P	H
	*	2462	108.25	-	-	97.32	27.38	16.79	33.24	295	64	A	H
		2488	57.39	-16.61	74	46.52	27.32	16.83	33.28	295	64	P	H
		2486.8	43.44	-10.56	54	32.55	27.33	16.83	33.27	295	64	A	H
	*	2462	111.45	-	-	100.52	27.38	16.79	33.24	100	276	P	V
	*	2462	107.21	-	-	96.28	27.38	16.79	33.24	100	276	A	V
		2486.04	57.64	-16.36	74	46.76	27.33	16.82	33.27	100	276	P	V
		2487.12	43.24	-10.76	54	32.35	27.33	16.83	33.27	100	276	A	V
Remark	1. No other spurious found. 2. All results are PASS against Peak and Average limit line.												



WIFI	Note	Frequency	Level	Over	Limit	Read	Antenna	Path	Preamp	Ant	Table	Peak	Pol.
Ant. 0+1		(MHz)	(dBμV/m)	(dB)	(dBμV/m)	(dBμV)	(dB/m)	(dB)	(dB)	(cm)	(deg)	(P/A)	(H/V)
802.11b CH 12 2467MHz	*	2467	109.63	-	-	98.71	27.37	16.8	33.25	370	295	P	H
	*	2467	106.24	-	-	95.32	27.37	16.8	33.25	370	295	A	H
		2483.72	57.45	-16.55	74	46.57	27.33	16.82	33.27	370	295	P	H
		2486.8	44.49	-9.51	54	33.6	27.33	16.83	33.27	370	295	A	H
	*	2467	110.77	-	-	99.85	27.37	16.8	33.25	101	227	P	V
	*	2467	107.42	-	-	96.5	27.37	16.8	33.25	101	227	A	V
		2485.92	58.58	-15.42	74	47.7	27.33	16.82	33.27	101	227	P	V
		2484.6	45.01	-8.99	54	34.13	27.33	16.82	33.27	101	227	A	V
802.11b CH 13 2472MHz	*	2472	108.95	-	-	98.05	27.36	16.8	33.26	370	292	P	H
	*	2472	105.54	-	-	94.64	27.36	16.8	33.26	370	292	A	H
		2485.12	61.03	-12.97	74	50.15	27.33	16.82	33.27	370	292	P	H
		2484.72	52.92	-1.08	54	42.04	27.33	16.82	33.27	370	292	A	H
	*	2472	109.77	-	-	98.87	27.36	16.8	33.26	100	224	P	V
	*	2472	106.37	-	-	95.47	27.36	16.8	33.26	100	224	A	V
		2484.72	60.56	-13.44	74	49.68	27.33	16.82	33.27	100	224	P	V
		2484.76	50.96	-3.04	54	40.08	27.33	16.82	33.27	100	224	A	V
Remark	1. No other spurious found. 2. All results are PASS against Peak and Average limit line.												



**2.4GHz 2400~2483.5MHz
WIFI 802.11b (Harmonic @ 3m)**

WIFI Ant.	Note	Frequency	Level	Over Limit	Limit Line	Read Level	Antenna Factor	Path Loss	Preamp Factor	Ant Pos	Table Pos	Peak Avg.	Pol.
0+1		(MHz)	(dBμV/m)	(dB)	(dBμV/m)	(dBμV)	(dB/m)	(dB)	(dB)	(cm)	(deg)	(P/A)	(H/V)
802.11b CH 01 2412MHz		4824	48.16	-25.84	74	63.2	31.1	10.43	56.57	100	0	P	H
		4824	45	-29	74	60.04	31.1	10.43	56.57	100	0	P	V
802.11b CH 06 2437MHz		4874	52.9	-21.1	74	67.91	31.1	10.44	56.55	275	192	P	H
		4874	50.5	-3.5	54	65.51	31.1	10.44	56.55	275	192	A	H
		7311	48.98	-25.02	74	55.67	36.58	12.96	56.23	100	0	P	H
		4874	45.74	-28.26	74	60.75	31.1	10.44	56.55	100	0	P	V
		7311	45.21	-28.79	74	51.9	36.58	12.96	56.23	100	0	P	V
802.11b CH 11 2462MHz		4924	47.74	-26.26	74	62.58	31.2	10.49	56.53	100	0	P	H
		7386	52.57	-21.43	74	59.64	36.36	12.71	56.14	228	172	P	H
		7386	46.52	-7.48	54	53.59	36.36	12.71	56.14	228	172	A	H
		4924	42.69	-31.31	74	57.53	31.2	10.49	56.53	100	0	P	V
		7386	46.64	-27.36	74	53.71	36.36	12.71	56.14	100	0	P	V
Remark	1. No other spurious found. 2. All results are PASS against Peak and Average limit line.												



WIFI	Note	Frequency	Level	Over	Limit	Read	Antenna	Path	Preamp	Ant	Table	Peak	Pol.
Ant. 0+1		(MHz)	(dBµV/m)	(dB)	(dBµV/m)	(dBµV)	(dB/m)	(dB)	(dB)	(cm)	(deg)	(P/A)	(H/V)
802.11b CH 12 2467MHz		4934	47.58	-26.42	74	62.37	31.24	10.5	56.53	100	0	P	H
		7401	52.06	-21.94	74	59.18	36.3	12.7	56.12	218	173	P	H
		7401	46.33	-7.67	54	53.45	36.3	12.7	56.12	218	173	A	H
		4934	42.57	-31.43	74	57.36	31.24	10.5	56.53	100	0	P	V
		7401	46.32	-27.68	74	53.44	36.3	12.7	56.12	100	0	P	V
802.11b CH 13 2472MHz		4944	45.28	-28.72	74	60.02	31.28	10.5	56.52	100	0	P	H
		7416	48.16	-25.84	74	55.2	36.33	12.73	56.1	100	0	P	H
		4944	40.43	-33.57	74	55.17	31.28	10.5	56.52	100	0	P	V
		7416	43.83	-30.17	74	50.87	36.33	12.73	56.1	100	0	P	V
Remark	1. No other spurious found. 2. All results are PASS against Peak and Average limit line.												



2.4GHz 2400~2483.5MHz
WIFI 802.11g (Band Edge @ 3m)

Table with 14 columns: WIFI Ant. 0+1, Note, Frequency (MHz), Level (dBµV/m), Over Limit (dB), Limit Line (dBµV/m), Read Level (dBµV), Antenna Factor (dB/m), Path Loss (dB), Preamp Factor (dB), Ant Pos (cm), Table Pos (deg), Peak Avg. (P/A), Pol. (H/V). Rows include data for 802.11g CH 01 (2412MHz) and CH 06 (2437MHz).



802.11g CH 11 2462MHz	*	2462	112.34	-	-	101.41	27.38	16.79	33.24	295	64	P	H
	*	2462	104.02	-	-	93.09	27.38	16.79	33.24	295	64	A	H
		2484.6	73.16	-0.84	74	62.28	27.33	16.82	33.27	295	64	P	H
		2484.2	52.25	-1.75	54	41.37	27.33	16.82	33.27	295	64	A	H
	*	2462	113.13	-	-	102.2	27.38	16.79	33.24	100	262	P	V
	*	2462	104.12	-	-	93.19	27.38	16.79	33.24	100	262	A	V
		2485.12	71.56	-2.44	74	60.68	27.33	16.82	33.27	100	262	P	V
		2483.52	51.45	-2.55	54	40.57	27.33	16.82	33.27	100	262	A	V
Remark	1. No other spurious found. 2. All results are PASS against Peak and Average limit line.												



WIFI	Note	Frequency	Level	Over	Limit	Read	Antenna	Path	Preamp	Ant	Table	Peak	Pol.
Ant. 0+1		(MHz)	(dBμV/m)	(dB)	Line (dBμV/m)	Level (dBμV)	Factor (dB/m)	Loss (dB)	Factor (dB)	Pos (cm)	Pos (deg)	Avg. (P/A)	(H/V)
802.11g CH 12 2467MHz	*	2467	109.28	-	-	98.36	27.37	16.8	33.25	293	64	P	H
	*	2467	100.52	-	-	89.6	27.37	16.8	33.25	293	64	A	H
		2484.68	72.96	-1.04	74	62.08	27.33	16.82	33.27	293	64	P	H
		2483.52	51.04	-2.96	54	40.16	27.33	16.82	33.27	293	64	A	H
	*	2467	108.97	-	-	98.05	27.37	16.8	33.25	100	230	P	V
	*	2467	100.34	-	-	89.42	27.37	16.8	33.25	100	230	A	V
		2483.68	73.16	-0.84	74	62.28	27.33	16.82	33.27	100	230	P	V
		2483.52	49.89	-4.11	54	39.01	27.33	16.82	33.27	100	230	A	V
802.11g CH 13 2472MHz	*	2472	105.88	-	-	94.98	27.36	16.8	33.26	297	61	P	H
	*	2472	97.2	-	-	86.3	27.36	16.8	33.26	297	61	A	H
		2485.84	70.72	-3.28	74	59.84	27.33	16.82	33.27	297	61	P	H
		2484	50.97	-3.03	54	40.09	27.33	16.82	33.27	297	61	A	H
	*	2472	104.36	-	-	93.46	27.36	16.8	33.26	100	242	P	V
	*	2472	95.88	-	-	84.98	27.36	16.8	33.26	100	242	A	V
		2486.76	71.33	-2.67	74	60.44	27.33	16.83	33.27	100	242	P	V
		2484.68	50.57	-3.43	54	39.69	27.33	16.82	33.27	100	242	A	V
Remark	1. No other spurious found. 2. All results are PASS against Peak and Average limit line.												



2.4GHz 2400~2483.5MHz
WIFI 802.11g (Harmonic @ 3m)

WIFI Ant.	Note	Frequency	Level	Over Limit	Limit Line	Read Level	Antenna Factor	Path Loss	Preamp Factor	Ant Pos	Table Pos	Peak Avg.	Pol.
0+1		(MHz)	(dBμV/m)	(dB)	(dBμV/m)	(dBμV)	(dB/m)	(dB)	(dB)	(cm)	(deg)	(P/A)	(H/V)
802.11g CH 01 2412MHz		4824	55.06	-18.94	74	70.1	31.1	10.43	56.57	100	121	P	H
		4824	38.46	-15.54	54	53.5	31.1	10.43	56.57	100	121	A	H
		4824	45.04	-28.96	74	60.08	31.1	10.43	56.57	100	0	P	V
802.11g CH 06 2437MHz		4874	52.71	-21.29	74	67.69	31.1	10.47	56.55	100	121	P	H
		4874	37.91	-16.09	54	52.89	31.1	10.47	56.55	100	121	A	H
		7311	59.85	-14.15	74	66.7	36.58	12.8	56.23	230	173	P	H
		7311	42.95	-11.05	54	49.8	36.58	12.8	56.23	230	173	A	H
		4874	47.48	-26.52	74	62.46	31.1	10.47	56.55	100	0	P	V
		7311	48.45	-25.55	74	55.3	36.58	12.8	56.23	100	0	P	V
802.11g CH 11 2462MHz		4924	48.87	-25.13	74	63.71	31.2	10.49	56.53	100	0	P	H
		7386	57.63	-16.37	74	64.7	36.36	12.71	56.14	230	175	P	H
		7386	39.53	-14.47	54	46.6	36.36	12.71	56.14	230	175	A	H
		4924	43.2	-30.8	74	58.04	31.2	10.49	56.53	100	0	P	V
		7386	46.58	-27.42	74	53.65	36.36	12.71	56.14	100	0	P	V
Remark	1. No other spurious found. 2. All results are PASS against Peak and Average limit line.												



WIFI	Note	Frequency	Level	Over	Limit	Read	Antenna	Path	Preamp	Ant	Table	Peak	Pol.
Ant. 0+1		(MHz)	(dBμV/m)	(dB)	(dBμV/m)	(dBμV)	(dB/m)	(dB)	(dB)	(cm)	(deg)	(P/A)	(H/V)
802.11g CH 12 2467MHz		4934	45.1	-28.9	74	59.89	31.24	10.5	56.53	100	0	P	H
		7401	44.19	-29.81	74	51.31	36.3	12.7	56.12	100	0	P	H
		4934	40.43	-33.57	74	55.22	31.24	10.5	56.53	100	0	P	V
		7401	42.81	-31.19	74	49.93	36.3	12.7	56.12	100	0	P	V
802.11g CH 13 2472MHz		4944	41.89	-32.11	74	56.63	31.28	10.5	56.52	100	0	P	H
		7416	44.1	-29.9	74	51.14	36.33	12.73	56.1	100	0	P	H
		4944	39.64	-34.36	74	54.38	31.28	10.5	56.52	100	0	P	V
		7416	43.6	-30.4	74	50.64	36.33	12.73	56.1	100	0	P	V
Remark	1. No other spurious found. 2. All results are PASS against Peak and Average limit line.												



2.4GHz 2400~2483.5MHz
WIFI 802.11n HT20 (Band Edge @ 3m)

WIFI Ant. 0+1	Note	Frequency (MHz)	Level (dBμV/m)	Over Limit (dB)	Limit Line (dBμV/m)	Read Level (dBμV)	Antenna Factor (dB/m)	Path Loss (dB)	Preamp Factor (dB)	Ant Pos (cm)	Table Pos (deg)	Peak Avg. (P/A)	Pol. (H/V)
802.11n HT20 CH 01 2412MHz		2389.695	71.56	-2.44	74	60.57	27.52	16.63	33.16	318	66	P	H
		2390	52.59	-1.41	54	41.6	27.52	16.63	33.16	318	66	A	H
	*	2412	111.13	-	-	100.18	27.48	16.65	33.18	318	66	P	H
	*	2412	101.13	-	-	90.18	27.48	16.65	33.18	318	66	A	H
		2389.695	66.17	-7.83	74	55.18	27.52	16.63	33.16	100	219	P	V
		2390	51.4	-2.6	54	40.41	27.52	16.63	33.16	100	219	A	V
	*	2412	110.72	-	-	99.77	27.48	16.65	33.18	100	219	P	V
	*	2412	101.34	-	-	90.39	27.48	16.65	33.18	100	219	A	V
802.11n HT20 CH 06 2437MHz		2389.94	56.5	-17.5	74	43.87	27.52	16.68	31.57	305	67	P	H
		2389.8	41.44	-12.56	54	28.81	27.52	16.68	31.57	305	67	A	H
	*	2437	113.55	-	-	100.94	27.43	16.75	31.57	305	67	P	H
	*	2437	103.37	-	-	90.76	27.43	16.75	31.57	305	67	A	H
		2483.69	64.69	-9.31	74	52.1	27.33	16.82	31.56	305	67	P	H
		2483.5	43.63	-10.37	54	31.04	27.33	16.82	31.56	305	67	A	H
		2389.38	59.99	-14.01	74	47.37	27.52	16.68	31.58	100	238	P	V
		2389.66	42.26	-11.74	54	29.64	27.52	16.68	31.58	100	238	A	V
	*	2437	113.88	-	-	101.27	27.43	16.75	31.57	100	238	P	V
	*	2437	104.02	-	-	91.41	27.43	16.75	31.57	100	238	A	V
		2483.5	66.34	-7.66	74	53.75	27.33	16.82	31.56	100	238	P	V
	2483.5	44.47	-9.53	54	31.88	27.33	16.82	31.56	100	238	A	V	



802.11n HT20 CH 11 2462MHz	*	2462	110.17	-	-	97.56	27.38	16.79	31.56	304	63	P	H
	*	2462	99.7	-	-	87.09	27.38	16.79	31.56	304	63	A	H
		2483.6	72.88	-1.12	74	60.29	27.33	16.82	31.56	304	63	P	H
		2483.52	50.57	-3.43	54	37.98	27.33	16.82	31.56	304	63	A	H
	*	2462	110.48	-	-	97.87	27.38	16.79	31.56	100	265	P	V
	*	2462	99.39	-	-	86.78	27.38	16.79	31.56	100	265	A	V
		2483.72	68.94	-5.06	74	56.35	27.33	16.82	31.56	100	265	P	V
		2483.52	47.75	-6.25	54	35.16	27.33	16.82	31.56	100	265	A	V
Remark	1. No other spurious found. 2. All results are PASS against Peak and Average limit line.												



WIFI	Note	Frequency	Level	Over	Limit	Read	Antenna	Path	Preamp	Ant	Table	Peak	Pol.
Ant. 0+1		(MHz)	(dBμV/m)	(dB)	Line (dBμV/m)	Level (dBμV)	Factor (dB/m)	Loss (dB)	Factor (dB)	Pos (cm)	Pos (deg)	Avg. (P/A)	(H/V)
802.11n HT20 CH 12 2467MHz	*	2467	107.48	-	-	94.87	27.37	16.8	31.56	301	53	P	H
	*	2467	97.49	-	-	84.88	27.37	16.8	31.56	301	53	A	H
		2483.84	73.34	-0.66	74	60.75	27.33	16.82	31.56	301	53	P	H
		2483.52	50.64	-3.36	54	38.05	27.33	16.82	31.56	301	53	A	H
	*	2467	107.17	-	-	94.56	27.37	16.8	31.56	376	9	P	V
	*	2467	97.05	-	-	84.44	27.37	16.8	31.56	376	9	A	V
		2484.32	71.01	-2.99	74	58.42	27.33	16.82	31.56	376	9	P	V
	2483.52	48.76	-5.24	54	36.17	27.33	16.82	31.56	376	9	A	V	
802.11n HT20 CH 13 2472MHz	*	2472	103.51	-	-	90.91	27.36	16.8	31.56	301	58	P	H
	*	2472	93.11	-	-	80.51	27.36	16.8	31.56	301	58	A	H
		2483.68	72.91	-1.09	74	60.32	27.33	16.82	31.56	301	58	P	H
		2483.52	47.29	-6.71	54	34.7	27.33	16.82	31.56	301	58	A	H
	*	2472	104.51	-	-	91.91	27.36	16.8	31.56	377	9	P	V
	*	2472	92.95	-	-	80.35	27.36	16.8	31.56	377	9	A	V
		2484	70.52	-3.48	74	57.93	27.33	16.82	31.56	377	9	P	V
	2483.52	47.51	-6.49	54	34.92	27.33	16.82	31.56	377	9	A	V	
Remark	1. No other spurious found. 2. All results are PASS against Peak and Average limit line.												



**2.4GHz 2400~2483.5MHz
WIFI 802.11n HT20 (Harmonic @ 3m)**

WIFI Ant.	Note	Frequency	Level	Over Limit	Limit Line	Read Level	Antenna Factor	Path Loss	Preamp Factor	Ant Pos	Table Pos	Peak Avg.	Pol.
0+1		(MHz)	(dBμV/m)	(dB)	(dBμV/m)	(dBμV)	(dB/m)	(dB)	(dB)	(cm)	(deg)	(P/A)	(H/V)
802.11n HT20 CH 01 2412MHz		4824	46.09	-27.91	74	61.13	31.1	10.43	56.57	100	0	P	H
		4824	42.04	-31.96	74	57.08	31.1	10.43	56.57	100	0	P	V
802.11n HT20 CH 06 2437MHz		4874	54.04	-19.96	74	69.02	31.1	10.47	56.55	239	190	P	H
		4874	39.42	-14.58	54	54.4	31.1	10.47	56.55	239	190	A	H
		7311	59.41	-14.59	74	66.26	36.58	12.8	56.23	238	172	P	H
		7311	43.29	-10.71	54	50.14	36.58	12.8	56.23	238	172	A	H
		4874	46.3	-27.7	74	61.28	31.1	10.47	56.55	100	0	P	V
		7311	48.89	-25.11	74	55.74	36.58	12.8	56.23	100	0	P	V
802.11n HT20 CH 11 2462MHz		4924	45.58	-28.42	74	60.42	31.2	10.49	56.53	100	0	P	H
		7386	47.7	-26.3	74	54.77	36.36	12.71	56.14	100	0	P	H
		4924	41.95	-32.05	74	56.79	31.2	10.49	56.53	100	0	P	V
		7386	43.52	-30.48	74	50.59	36.36	12.71	56.14	100	0	P	V
Remark	1. No other spurious found. 2. All results are PASS against Peak and Average limit line.												



WIFI Ant.	Note	Frequency	Level	Over Limit	Limit Line	Read Level	Antenna Factor	Path Loss	Preamp Factor	Ant Pos	Table Pos	Peak Avg.	Pol.
0+1		(MHz)	(dBμV/m)	(dB)	(dBμV/m)	(dBμV)	(dB/m)	(dB)	(dB)	(cm)	(deg)	(P/A)	(H/V)
802.11n		4934	42.7	-31.3	74	57.49	31.24	10.5	56.53	100	0	P	H
HT20		7401	44.59	-29.41	74	51.71	36.3	12.7	56.12	100	0	P	H
CH 12		4934	38.98	-35.02	74	53.77	31.24	10.5	56.53	100	0	P	V
2467MHz		7401	42.52	-31.48	74	49.64	36.3	12.7	56.12	100	0	P	V
802.11n		4944	39.94	-34.06	74	54.68	31.28	10.5	56.52	100	0	P	H
HT20		7416	43.15	-30.85	74	50.19	36.33	12.73	56.1	100	0	P	H
CH 13		4944	37.6	-36.4	74	52.34	31.28	10.5	56.52	100	0	P	V
2472MHz		7416	43.97	-30.03	74	51.01	36.33	12.73	56.1	100	0	P	V
Remark	1. No other spurious found. 2. All results are PASS against Peak and Average limit line.												



Emission below 1GHz

2.4GHz WIFI 802.11n HT20 (LF)

WIFI Ant.	Note	Frequency	Level	Over Limit	Limit Line	Read Level	Antenna Factor	Path Loss	Preamp Factor	Ant Pos	Table Pos	Peak Avg.	Pol.
0+1		(MHz)	(dBμV/m)	(dB)	(dBμV/m)	(dBμV)	(dB/m)	(dB)	(dB)	(cm)	(deg)	(P/A)	(H/V)
2.4GHz 802.11n HT20 LF		127.2	31.99	-11.51	43.5	43.41	17.4	1.58	30.4	-	-	P	H
		173.91	33.23	-10.27	43.5	46.34	15.26	1.98	30.35	-	-	P	H
		222.24	44.96	-1.04	46	57.8	15.26	2.18	30.28	116	285	Q	H
		222.24	50.66	4.66	46	63.5	15.26	2.18	30.28	116	285	P	H
		563.2	30.83	-15.17	46	31.25	25.92	3.34	29.68	-	-	P	H
		682.2	33.83	-12.17	46	33.35	26.36	3.66	29.54	-	-	P	H
		960.1	36.91	-17.09	54	30.47	30.95	4.45	28.96	-	-		H
		30	30.06	-9.94	40	34.97	24.57	0.7	30.18	-	-	P	V
		220.35	39.09	-6.91	46	52.15	15.05	2.17	30.28	100	0	P	V
		269.76	31.73	-14.27	46	40.47	19.08	2.38	30.2	-	-	P	V
		612.2	33.35	-12.65	46	34.11	25.4	3.46	29.62	-	-	P	V
		762	32.83	-13.17	46	30.39	27.95	3.87	29.38	-	-	P	V
	902.7	37.84	-8.16	46	33.74	28.97	4.26	29.13	-	-	P	V	
Remark	1. No other spurious found. 2. All results are PASS against limit line.												



Note symbol

*	Fundamental Frequency which can be ignored. However, the level of any unwanted emissions shall not exceed the level of the fundamental frequency.
!	Test result is over limit line.
P/A	Peak or Average
H/V	Horizontal or Vertical



A calculation example for radiated spurious emission is shown as below:

WIFI	Note	Frequency	Level	Over	Limit	Read	Antenna	Path	Preamp	Ant	Table	Peak	Pol.
Ant.				Limit	Line	Level	Factor	Loss	Factor	Pos	Pos	Avg.	
0+1		(MHz)	(dBμV/m)	(dB)	(dBμV/m)	(dBμV)	(dB/m)	(dB)	(dB)	(cm)	(deg)	(P/A)	(H/V)
802.11b		2390	55.45	-18.55	74	54.51	32.22	4.58	35.86	103	308	P	H
CH 01													
2412MHz		2390	43.54	-10.46	54	42.6	32.22	4.58	35.86	103	308	A	H

1. Path Loss(dB) = Cable loss(dB) + Filter loss(dB) + Attenuator loss(dB)
2. Level(dBμV/m) =
Antenna Factor(dB/m) + Path Loss(dB) + Read Level(dBμV) - Preamp Factor(dB)
3. Over Limit(dB) = Level(dBμV/m) – Limit Line(dBμV/m)

For Peak Limit @ 2390MHz:

1. Level(dBμV/m)
= Antenna Factor(dB/m) + Path Loss(dB) + Read Level(dBμV) - Preamp Factor(dB)
= 32.22(dB/m) + 4.58(dB) + 54.51(dBμV) – 35.86 (dB)
= 55.45 (dBμV/m)
2. Over Limit(dB)
= Level(dBμV/m) – Limit Line(dBμV/m)
= 55.45(dBμV/m) – 74(dBμV/m)
= -18.55(dB)

For Average Limit @ 2390MHz:

1. Level(dBμV/m)
= Antenna Factor(dB/m) + Path Loss(dB) + Read Level(dBμV) - Preamp Factor(dB)
= 32.22(dB/m) + 4.58(dB) + 42.6(dBμV) – 35.86 (dB)
= 43.54 (dBμV/m)
2. Over Limit(dB)
= Level(dBμV/m) – Limit Line(dBμV/m)
= 43.54(dBμV/m) – 54(dBμV/m)
= -10.46(dB)

Both peak and average measured complies with the limit line, so test result is “PASS”.



Appendix D. Radiated Spurious Emission Plots

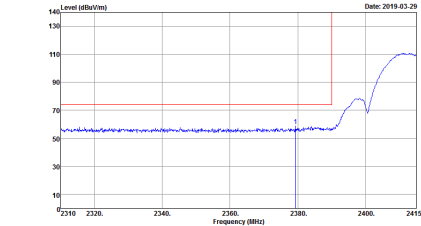
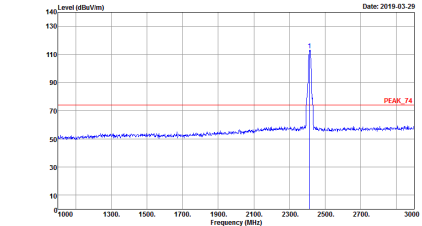
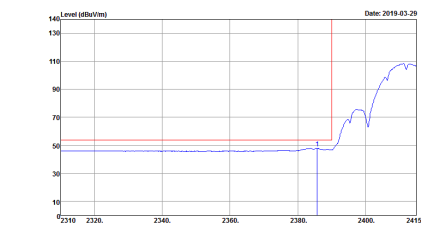
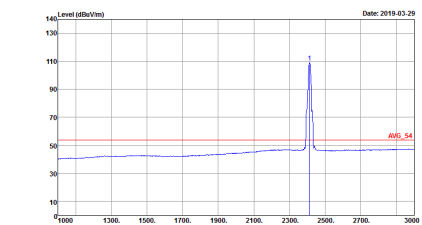
Test Engineer :	Jack Cheng , Lance Chiang ,and Chuan Chu	Temperature :	22~24°C
		Relative Humidity :	56~60%

Note symbol

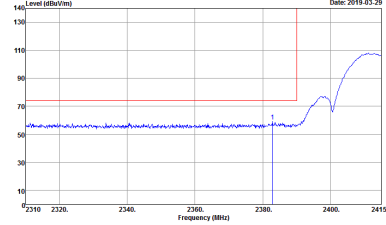
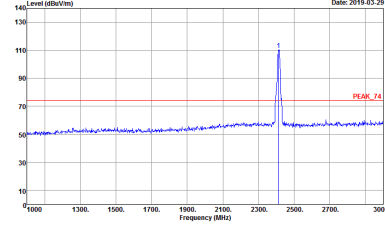
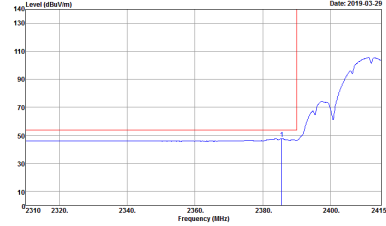
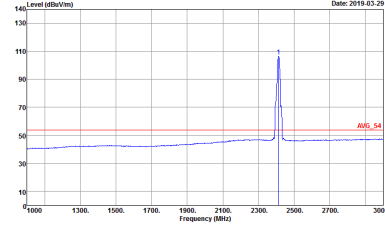
-L	Low channel location
-R	High channel location



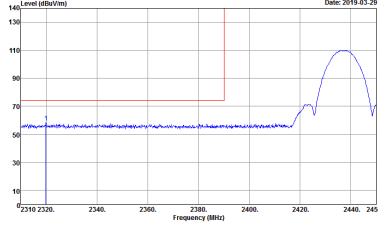
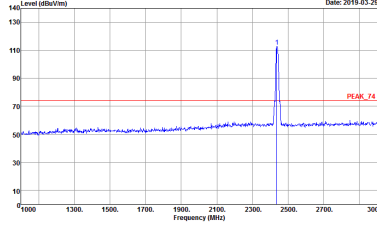
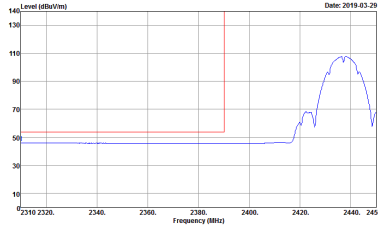
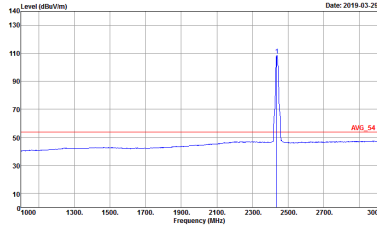
2.4GHz 2400~2483.5MHz
WIFI 802.11b (Band Edge @ 3m)

WIFI	2.4GHz 2400~2483.5MHz Band Edge @ 3m	
ANT	802.11b CH01 2412MHz	
0	Horizontal	Fundamental
Peak	 <p>Site : 03CH12-HY Condition : PEAK_BE_74 3m HORN_91200_1328 HORIZONTAL : RBW:3000.000kHz VBW:3000.000kHz SWT:Auto</p>	 <p>Site : 03CH12-HY Condition : PEAK_74 3m HORN_91200_1328 HORIZONTAL : RBW:3000.000kHz VBW:3000.000kHz SWT:Auto</p>
Avg.	 <p>Site : 03CH12-HY Condition : AVG_BE_54 3m HORN_91200_1328 HORIZONTAL : RBW:3000.000kHz VBW:0.010kHz SWT:Auto</p>	 <p>Site : 03CH12-HY Condition : AVG_54 3m HORN_91200_1328 HORIZONTAL : RBW:3000.000kHz VBW:0.010kHz SWT:Auto</p>

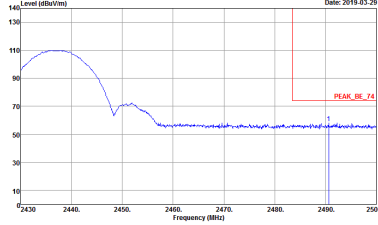
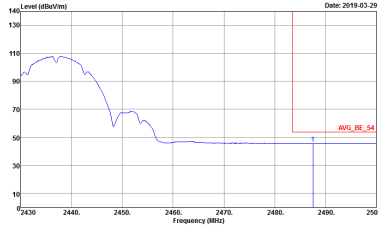


WIFI	2.4GHz 2400~2483.5MHz Band Edge @ 3m	
ANT	802.11b CH01 2412MHz	
0	Vertical	Fundamental
Peak	 <p>Date: 2019-03-29</p> <p>Site Condition : 03CH12-HY : PEAK_BE_74 3m HORN_9120D_1328 VERTICAL : RBW:1000.000kHz VBW:3000.000kHz SWT:Auto</p>	 <p>Date: 2019-03-29</p> <p>Site Condition : 03CH12-HY : PEAK_74 3m HORN_9120D_1328 VERTICAL : RBW:1000.000kHz VBW:3000.000kHz SWT:Auto</p>
Avg.	 <p>Date: 2019-03-29</p> <p>Site Condition : 03CH12-HY : AVG_BE_54 3m HORN_9120D_1328 VERTICAL : RBW:1000.000kHz VBW:0.010kHz SWT:Auto</p>	 <p>Date: 2019-03-29</p> <p>Site Condition : 03CH12-HY : AVG_54 3m HORN_9120D_1328 VERTICAL : RBW:1000.000kHz VBW:0.010kHz SWT:Auto</p>

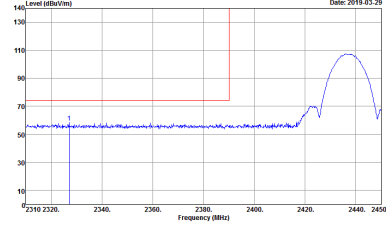
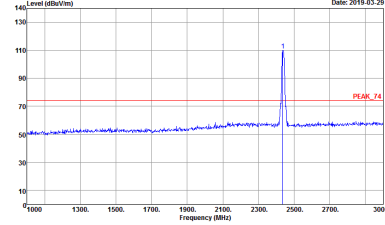
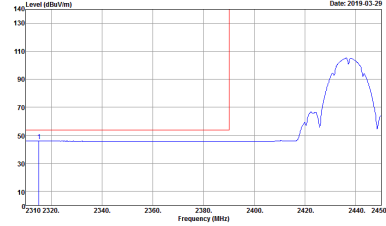
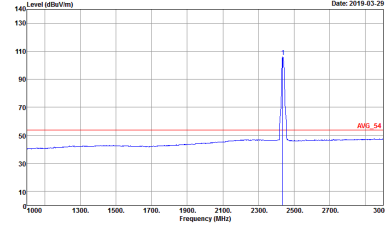


WIFI	2.4GHz 2400~2483.5MHz Band Edge @ 3m	
ANT	802.11b CH06 2437MHz - L	
0	Horizontal	Fundamental
Peak	 <p>Date: 2019-03-29</p> <p>Site : 03CH12-HY Condition : PEAK_BE_74 3m HORN_9120D_1328 HORIZONTAL : RBW:1000.000kHz VBW:3000.000kHz SWT:Auto</p>	 <p>Date: 2019-03-29</p> <p>Site : 03CH12-HY Condition : PEAK_74 3m HORN_9120D_1328 HORIZONTAL : RBW:1000.000kHz VBW:3000.000kHz SWT:Auto</p>
Avg.	 <p>Date: 2019-03-29</p> <p>Site : 03CH12-HY Condition : AVG_BE_54 3m HORN_9120D_1328 HORIZONTAL : RBW:1000.000kHz VBW:0.010kHz SWT:Auto</p>	 <p>Date: 2019-03-29</p> <p>Site : 03CH12-HY Condition : AVG_54 3m HORN_9120D_1328 HORIZONTAL : RBW:1000.000kHz VBW:0.010kHz SWT:Auto</p>

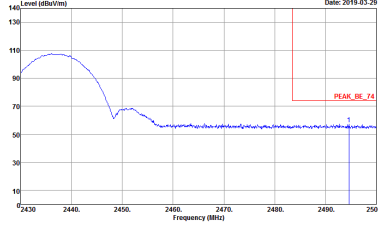
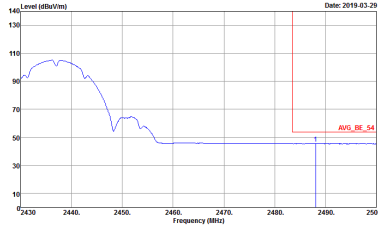


WIFI	2.4GHz 2400~2483.5MHz Band Edge @ 3m	
ANT	802.11b CH06 2437MHz - R	
0	Horizontal	Fundamental
Peak	 <p>Site : 03CHZ-HY Condition : PEAK_BE_74 3m HORN_91200_1328 HORIZONTAL : RBW:1000.000kHz VBW:3000.000kHz SWT:Auto</p>	Left blank
Avg.	 <p>Site : 03CHZ-HY Condition : AVG_BE_54 3m HORN_91200_1328 HORIZONTAL : RBW:1000.000kHz VBW:0.010kHz SWT:Auto</p>	Left blank

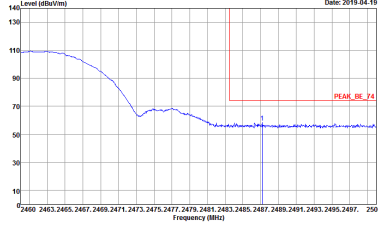
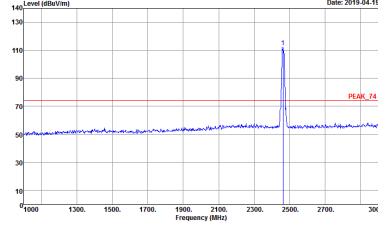
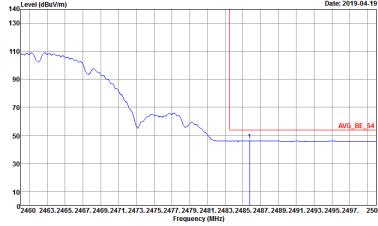
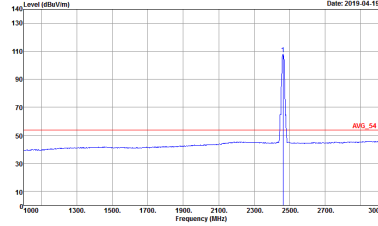


WIFI	2.4GHz 2400~2483.5MHz Band Edge @ 3m	
ANT	802.11b CH06 2437MHz - L	
0	Vertical	Fundamental
Peak	 <p>Date: 2019-03-29</p> <p>Site Condition : 03CH12-HY : PEAK_BE_74 3m HORN_9120D_1328 VERTICAL : RBW:1000.000kHz VBW:3000.000kHz SWT:Auto</p>	 <p>Date: 2019-03-29</p> <p>Site Condition : 03CH12-HY : PEAK_74 3m HORN_9120D_1328 VERTICAL : RBW:1000.000kHz VBW:3000.000kHz SWT:Auto</p>
Avg.	 <p>Date: 2019-03-29</p> <p>Site Condition : 03CH12-HY : AVG_BE_54 3m HORN_9120D_1328 VERTICAL : RBW:1000.000kHz VBW:0.010kHz SWT:Auto</p>	 <p>Date: 2019-03-29</p> <p>Site Condition : 03CH12-HY : AVG_54 3m HORN_9120D_1328 VERTICAL : RBW:1000.000kHz VBW:0.010kHz SWT:Auto</p>

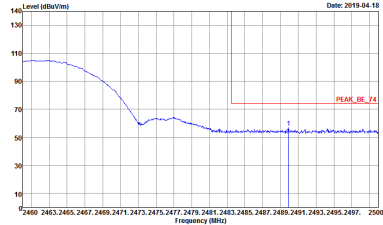
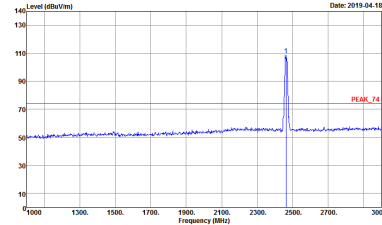
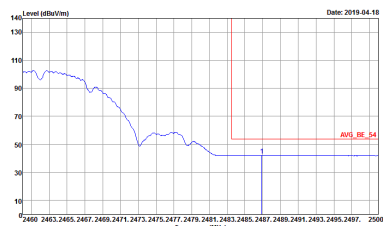
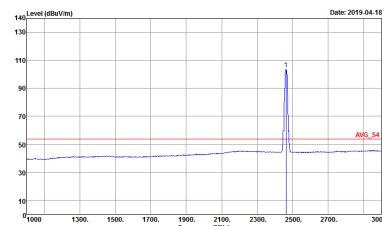


WIFI	2.4GHz 2400~2483.5MHz Band Edge @ 3m	
ANT	802.11b CH06 2437MHz - R	
0	Vertical	Fundamental
Peak	 <p>Site : 03CH2-HY Condition : PEAK_BE_74 3m HORN_91200_1328 VERTICAL : RBW:1000.000kHz VBW:3000.000kHz SWT:Auto</p>	Left blank
Avg.	 <p>Site : 03CH2-HY Condition : AVG_BE_54 3m HORN_91200_1328 VERTICAL : RBW:1000.000kHz VBW:0.010kHz SWT:Auto</p>	Left blank

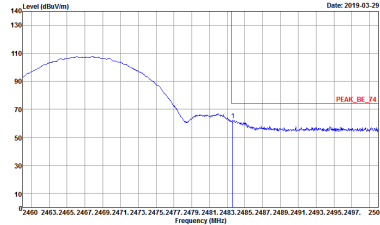
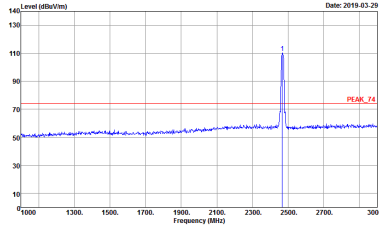
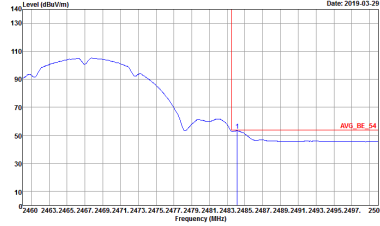
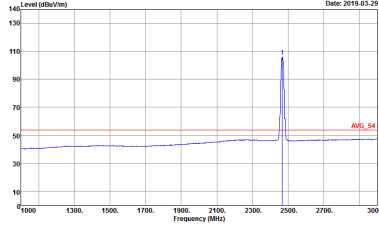


WIFI	2.4GHz 2400~2483.5MHz Band Edge @ 3m	
ANT	802.11b CH11 2462MHz	
0	Horizontal	Fundamental
Peak	 <p>Date: 2019-04-19</p> <p>Site : 03CH12-HY Condition : PEAK_BE_74 3m HORN_9120D_1328 HORIZONTAL : RBW:1000.000kHz VBW:3000.000kHz SWT:Auto</p>	 <p>Date: 2019-04-19</p> <p>Site : 03CH12-HY Condition : PEAK_74 3m HORN_9120D_1328 HORIZONTAL : RBW:1000.000kHz VBW:3000.000kHz SWT:Auto</p>
Avg.	 <p>Date: 2019-04-19</p> <p>Site : 03CH12-HY Condition : AVG_BE_54 3m HORN_9120D_1328 HORIZONTAL : RBW:1000.000kHz VBW:0.010kHz SWT:Auto</p>	 <p>Date: 2019-04-19</p> <p>Site : 03CH12-HY Condition : AVG_54 3m HORN_9120D_1328 HORIZONTAL : RBW:1000.000kHz VBW:0.010kHz SWT:Auto</p>

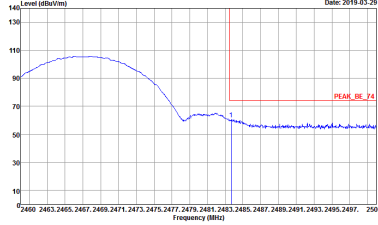
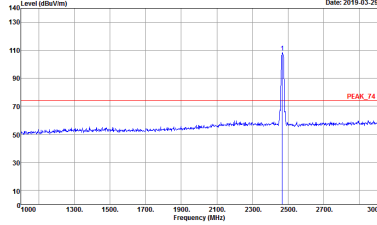
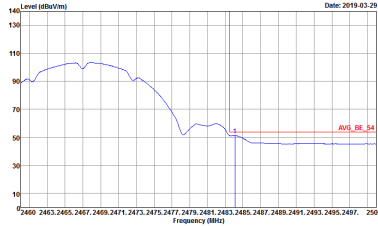
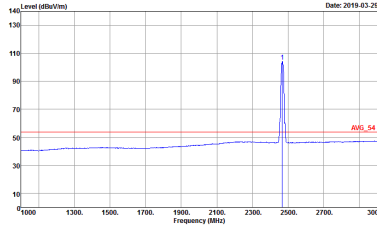


WIFI	2.4GHz 2400~2483.5MHz Band Edge @ 3m	
ANT	802.11b CH11 2462MHz	
0	Vertical	Fundamental
Peak	 <p>Site Condition : 03CH12-HY : PEAK_BE_74 3m HORN_9120D_1328 VERTICAL : RBW:1000.000kHz VBW:3000.000kHz SWT:Auto</p>	 <p>Site Condition : 03CH12-HY : PEAK_74 3m HORN_9120D_1328 VERTICAL : RBW:1000.000kHz VBW:3000.000kHz SWT:Auto</p>
Avg.	 <p>Site Condition : 03CH12-HY : AVG_BE_54 3m HORN_9120D_1328 VERTICAL : RBW:1000.000kHz VBW:0.010kHz SWT:Auto</p>	 <p>Site Condition : 03CH12-HY : AVG_54 3m HORN_9120D_1328 VERTICAL : RBW:1000.000kHz VBW:0.010kHz SWT:Auto</p>

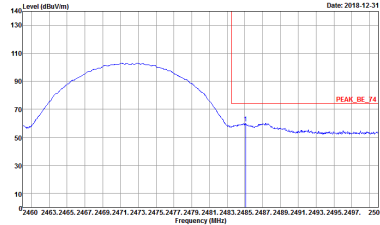
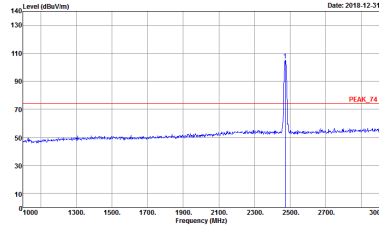
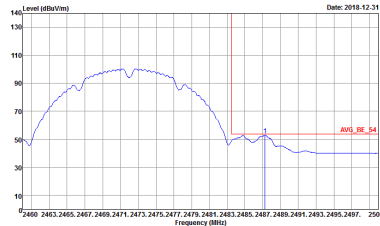
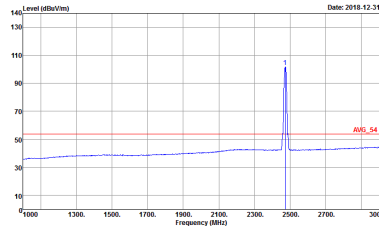


WIFI	2.4GHz 2400~2483.5MHz Band Edge @ 3m	
ANT	802.11b CH12 2467MHz	
0	Horizontal	Fundamental
Peak	 <p>Date: 2019-03-29</p> <p>Site : 03CH12-HY Condition : PEAK_BE_74 3m HORN_9120D_1328 HORIZONTAL : RBW:1000.000kHz VBW:3000.000kHz SWT:Auto</p>	 <p>Date: 2019-03-29</p> <p>Site : 03CH12-HY Condition : PEAK_74 3m HORN_9120D_1328 HORIZONTAL : RBW:1000.000kHz VBW:3000.000kHz SWT:Auto</p>
Avg.	 <p>Date: 2019-03-29</p> <p>Site : 03CH12-HY Condition : AVG_BE_54 3m HORN_9120D_1328 HORIZONTAL : RBW:1000.000kHz VBW:0.010kHz SWT:Auto</p>	 <p>Date: 2019-03-29</p> <p>Site : 03CH12-HY Condition : AVG_54 3m HORN_9120D_1328 HORIZONTAL : RBW:1000.000kHz VBW:0.010kHz SWT:Auto</p>

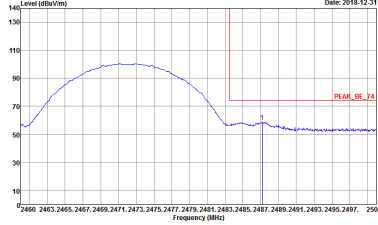
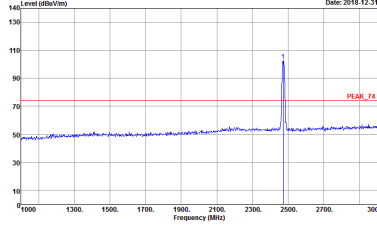
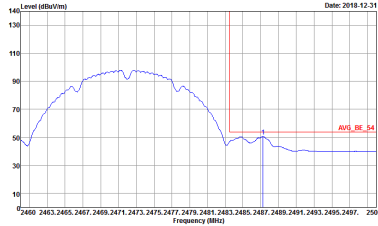
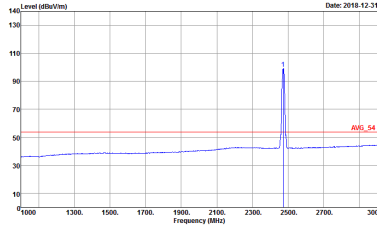


WIFI	2.4GHz 2400~2483.5MHz Band Edge @ 3m	
ANT	802.11b CH12 2467MHz	
0	Vertical	Fundamental
Peak	 <p>Date: 2019-03-29</p> <p>Site : 03CH12-HY Condition : PEAK_BE_74 3m HORN_9120D_1328 VERTICAL : RBW:1000.000KHz VBW:3000.000KHz SWT:Auto</p>	 <p>Date: 2019-03-29</p> <p>Site : 03CH12-HY Condition : PEAK_74 3m HORN_9120D_1328 VERTICAL : RBW:1000.000KHz VBW:3000.000KHz SWT:Auto</p>
Avg.	 <p>Date: 2019-03-29</p> <p>Site : 03CH12-HY Condition : AVG_BE_54 3m HORN_9120D_1328 VERTICAL : RBW:1000.000KHz VBW:0.010KHz SWT:Auto</p>	 <p>Date: 2019-03-29</p> <p>Site : 03CH12-HY Condition : AVG_54 3m HORN_9120D_1328 VERTICAL : RBW:1000.000KHz VBW:0.010KHz SWT:Auto</p>



WIFI	2.4GHz 2400~2483.5MHz Band Edge @ 3m	
ANT	802.11b CH13 2472MHz	
0	Horizontal	Fundamental
Peak	 <p>Date: 2018-12-31</p> <p>Site : 03CH12-HY Condition : PEAK_BE_74 3m HORN_9120D_1328 HORIZONTAL : RBW:1000.000kHz VBW:3000.000kHz SWT:Auto</p>	 <p>Date: 2018-12-31</p> <p>Site : 03CH12-HY Condition : PEAK_74 3m HORN_9120D_1328 HORIZONTAL : RBW:1000.000kHz VBW:3000.000kHz SWT:Auto</p>
Avg.	 <p>Date: 2018-12-31</p> <p>Site : 03CH12-HY Condition : AVG_BE_54 3m HORN_9120D_1328 HORIZONTAL : RBW:1000.000kHz VBW:0.010kHz SWT:Auto</p>	 <p>Date: 2018-12-31</p> <p>Site : 03CH12-HY Condition : AVG_54 3m HORN_9120D_1328 HORIZONTAL : RBW:1000.000kHz VBW:0.010kHz SWT:Auto</p>



WIFI	2.4GHz 2400~2483.5MHz Band Edge @ 3m	
ANT	802.11b CH13 2472MHz	
0	Vertical	Fundamental
Peak	 <p>Date: 2018-12-31</p> <p>Site : 03CH12-HY Condition : PEAK_BE_74 3m HORN_9120D_1328 VERTICAL : RBW:1000.000kHz VBW:3000.000kHz SWT:Auto</p>	 <p>Date: 2018-12-31</p> <p>Site : 03CH12-HY Condition : PEAK_74 3m HORN_9120D_1328 VERTICAL : RBW:1000.000kHz VBW:3000.000kHz SWT:Auto</p>
Avg.	 <p>Date: 2018-12-31</p> <p>Site : 03CH12-HY Condition : AVG_BE_54 3m HORN_9120D_1328 VERTICAL : RBW:1000.000kHz VBW:0.010kHz SWT:Auto</p>	 <p>Date: 2018-12-31</p> <p>Site : 03CH12-HY Condition : AVG_54 3m HORN_9120D_1328 VERTICAL : RBW:1000.000kHz VBW:0.010kHz SWT:Auto</p>



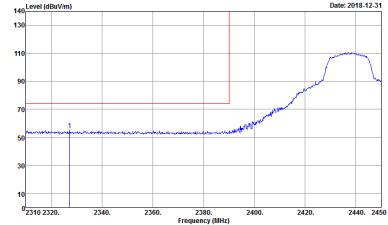
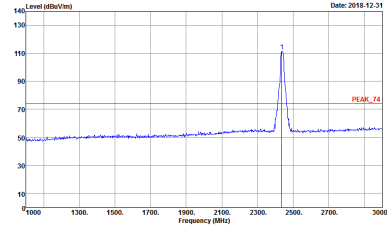
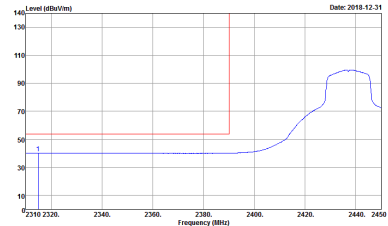
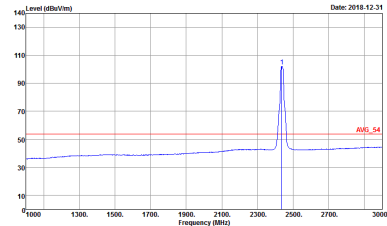
2.4GHz 2400~2483.5MHz
WIFI 802.11g (Band Edge @ 3m)

WIFI	2.4GHz 2400~2483.5MHz Band Edge @ 3m	
ANT	802.11g CH01 2412MHz	
0	Horizontal	Fundamental
Peak	<p>Site : 03CH12-HY Condition : PEAK_BE_74 3m HORN_91200_1328 HORIZONTAL : RBW:3000.000kHz VBW:3000.000kHz SWT:Auto</p>	<p>Site : 03CH12-HY Condition : PEAK_74 3m HORN_91200_1328 HORIZONTAL : RBW:3000.000kHz VBW:3000.000kHz SWT:Auto</p>
Avg.	<p>Site : 03CH12-HY Condition : AVG_BE_54 3m HORN_91200_1328 HORIZONTAL : RBW:3000.000kHz VBW:0.010kHz SWT:Auto</p>	<p>Site : 03CH12-HY Condition : AVG_54 3m HORN_91200_1328 HORIZONTAL : RBW:3000.000kHz VBW:0.010kHz SWT:Auto</p>

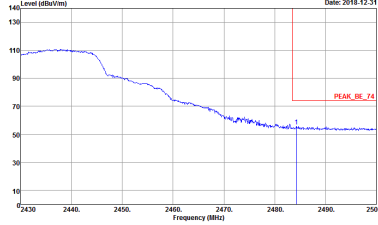
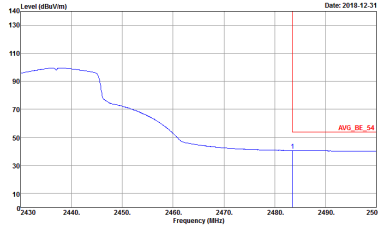


WIFI	2.4GHz 2400~2483.5MHz Band Edge @ 3m	
ANT	802.11g CH01 2412MHz	
0	Vertical	Fundamental
Peak	<p>Site Condition : 03CH12-HY : PEAK_BE_74 3m HORN_9120D_1328 VERTICAL : RBW:1000.000kHz VBW:3000.000kHz SWT:Auto</p>	<p>Site Condition : 03CH12-HY : PEAK_74 3m HORN_9120D_1328 VERTICAL : RBW:1000.000kHz VBW:3000.000kHz SWT:Auto</p>
Avg.	<p>Site Condition : 03CH12-HY : AVG_BE_54 3m HORN_9120D_1328 VERTICAL : RBW:1000.000kHz VBW:0.010kHz SWT:Auto</p>	<p>Site Condition : 03CH12-HY : AVG_54 3m HORN_9120D_1328 VERTICAL : RBW:1000.000kHz VBW:0.010kHz SWT:Auto</p>



WIFI	2.4GHz 2400~2483.5MHz Band Edge @ 3m	
ANT	802.11g CH06 2437MHz - L	
0	Horizontal	Fundamental
Peak	 <p>Date: 2018-12-31</p> <p>Site Condition : 03CH12-HY : PEAK_BE_74 3m HORN_9120D_1328 HORIZONTAL : RBW:1000.000kHz VBW:3000.000kHz SWT:Auto</p>	 <p>Date: 2018-12-31</p> <p>Site Condition : 03CH12-HY : PEAK_74 3m HORN_9120D_1328 HORIZONTAL : RBW:1000.000kHz VBW:3000.000kHz SWT:Auto</p>
Avg.	 <p>Date: 2018-12-31</p> <p>Site Condition : 03CH12-HY : AVG_BE_54 3m HORN_9120D_1328 HORIZONTAL : RBW:1000.000kHz VBW:0.010kHz SWT:Auto</p>	 <p>Date: 2018-12-31</p> <p>Site Condition : 03CH12-HY : AVG_54 3m HORN_9120D_1328 HORIZONTAL : RBW:1000.000kHz VBW:0.010kHz SWT:Auto</p>



WIFI	2.4GHz 2400~2483.5MHz Band Edge @ 3m	
ANT	802.11g CH06 2437MHz - R	
0	Horizontal	Fundamental
Peak	 <p>Site : 03CHZ-HY Condition : PEAK_BE_74 3m HORN_91200_1328 HORIZONTAL : RBW:1000.000kHz VBW:3000.000kHz SWT:Auto</p>	Left blank
Avg.	 <p>Site : 03CHZ-HY Condition : AVG_BE_54 3m HORN_91200_1328 HORIZONTAL : RBW:1000.000kHz VBW:0.010kHz SWT:Auto</p>	Left blank

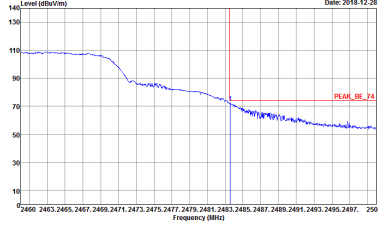
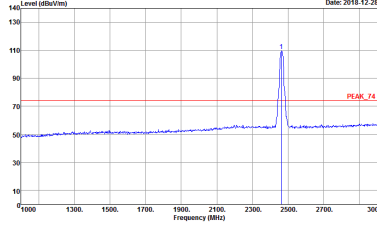
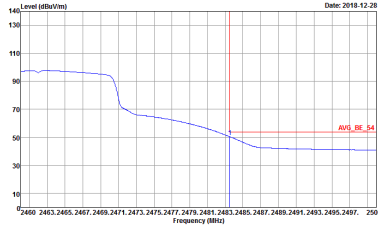
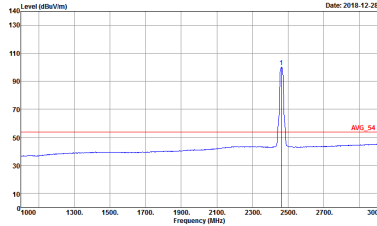


WIFI	2.4GHz 2400~2483.5MHz Band Edge @ 3m	
ANT	802.11g CH06 2437MHz - L	
0	Vertical	Fundamental
Peak	<p>Vertical Peak Spectrum Plot showing Level (dBV/m) vs Frequency (MHz) from 2310 to 2450 MHz. A red line indicates a peak level of approximately 130 dBV/m at 2437 MHz. The plot shows a rising signal level starting around 2380 MHz.</p> <p>Site : 03CH12-HY Condition : PEAK_BE_74 3m HORN_9120D_1328 VERTICAL : RBW:1000.000kHz VBW:3000.000kHz SWT:Auto</p>	<p>Fundamental Peak Spectrum Plot showing Level (dBV/m) vs Frequency (MHz) from 1000 to 3000 MHz. A red line indicates a peak level of approximately 110 dBV/m at 2437 MHz. The plot shows a sharp peak at 2437 MHz.</p> <p>Site : 03CH12-HY Condition : PEAK_74 3m HORN_9120D_1328 VERTICAL : RBW:1000.000kHz VBW:3000.000kHz SWT:Auto</p>
Avg.	<p>Vertical Avg Spectrum Plot showing Level (dBV/m) vs Frequency (MHz) from 2310 to 2450 MHz. A red line indicates an average level of approximately 50 dBV/m. The plot shows a rising signal level starting around 2380 MHz.</p> <p>Site : 03CH12-HY Condition : AVG_BE_54 3m HORN_9120D_1328 VERTICAL : RBW:1000.000kHz VBW:0.010kHz SWT:Auto</p>	<p>Fundamental Avg Spectrum Plot showing Level (dBV/m) vs Frequency (MHz) from 1000 to 3000 MHz. A red line indicates an average level of approximately 50 dBV/m. The plot shows a sharp peak at 2437 MHz.</p> <p>Site : 03CH12-HY Condition : AVG_54 3m HORN_9120D_1328 VERTICAL : RBW:1000.000kHz VBW:0.010kHz SWT:Auto</p>

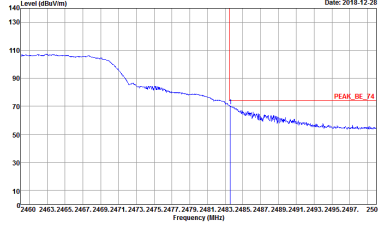
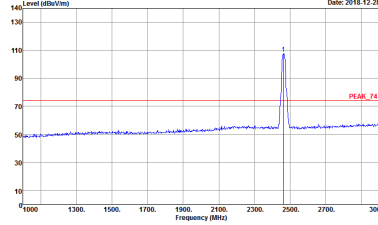
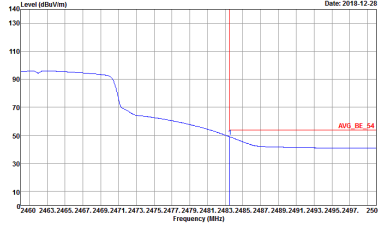
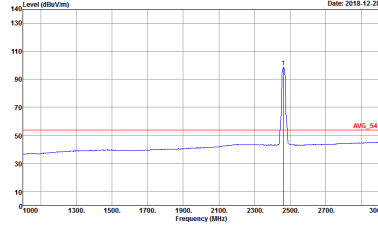


WIFI	2.4GHz 2400~2483.5MHz Band Edge @ 3m	
ANT	802.11g CH06 2437MHz - R	
0	Vertical	Fundamental
Peak	<p>Site : 03CHZ-HY Condition : PEAK_BE_74 3m HORN_91200_1328 VERTICAL : RBW:1000.000kHz VBW:3000.000kHz SWT:Auto</p>	Left Blank
Avg.	<p>Site : 03CHZ-HY Condition : AVG_BE_54 3m HORN_91200_1328 VERTICAL : RBW:1000.000kHz VBW:0.010kHz SWT:Auto</p>	Left Blank

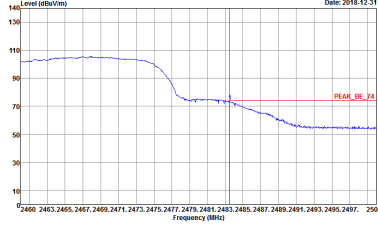
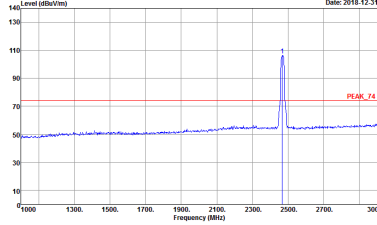
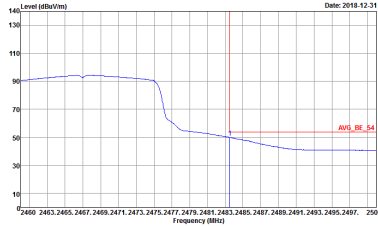
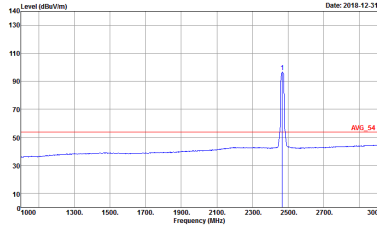


WIFI	2.4GHz 2400~2483.5MHz Band Edge @ 3m	
ANT	802.11g CH11 2462MHz	
0	Horizontal	Fundamental
Peak	 <p>Date: 2018-12-28</p> <p>Site : 03CH12-HY Condition : PEAK_BE_74 3m HORN_9120D_1328 HORIZONTAL : RBW:1000.000kHz VBW:3000.000kHz SWT:Auto</p>	 <p>Date: 2018-12-28</p> <p>Site : 03CH12-HY Condition : PEAK_74 3m HORN_9120D_1328 HORIZONTAL : RBW:1000.000kHz VBW:3000.000kHz SWT:Auto</p>
Avg.	 <p>Date: 2018-12-28</p> <p>Site : 03CH12-HY Condition : AVG_BE_54 3m HORN_9120D_1328 HORIZONTAL : RBW:1000.000kHz VBW:0.010kHz SWT:Auto</p>	 <p>Date: 2018-12-28</p> <p>Site : 03CH12-HY Condition : AVG_54 3m HORN_9120D_1328 HORIZONTAL : RBW:1000.000kHz VBW:0.010kHz SWT:Auto</p>

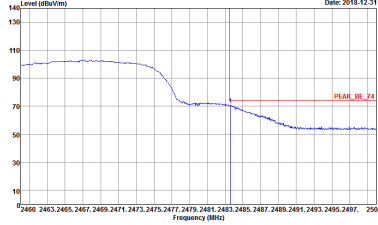
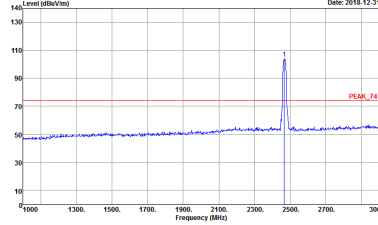
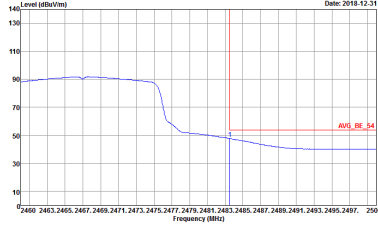
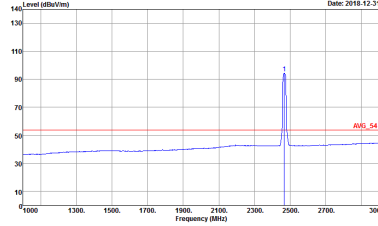


WIFI	2.4GHz 2400~2483.5MHz Band Edge @ 3m	
ANT	802.11g CH11 2462MHz	
0	Vertical	Fundamental
Peak	 <p>Date: 2018-12-28</p> <p>Site Condition : 03CH12-HY : PEAK_BE_74 3m HORN_9120D_1328 VERTICAL : RBW:1000.000kHz VBW:3000.000kHz SWT:Auto</p>	 <p>Date: 2018-12-28</p> <p>Site Condition : 03CH12-HY : PEAK_74 3m HORN_9120D_1328 VERTICAL : RBW:1000.000kHz VBW:3000.000kHz SWT:Auto</p>
Avg.	 <p>Date: 2018-12-28</p> <p>Site Condition : 03CH12-HY : AVG_BE_54 3m HORN_9120D_1328 VERTICAL : RBW:1000.000kHz VBW:0.010kHz SWT:Auto</p>	 <p>Date: 2018-12-28</p> <p>Site Condition : 03CH12-HY : AVG_54 3m HORN_9120D_1328 VERTICAL : RBW:1000.000kHz VBW:0.010kHz SWT:Auto</p>

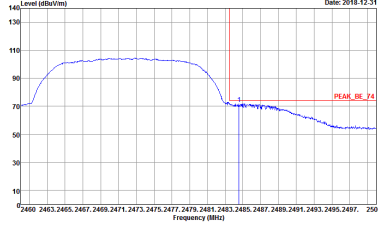
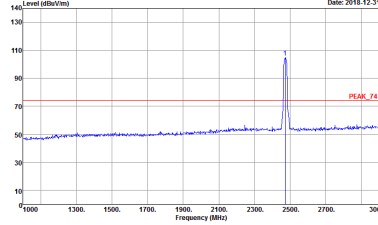
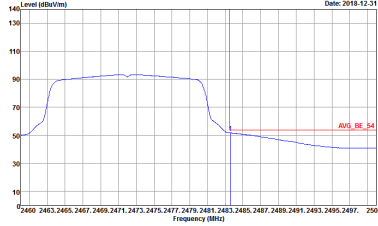
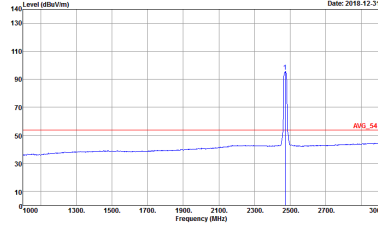


WIFI	2.4GHz 2400~2483.5MHz Band Edge @ 3m	
ANT	802.11g CH12 2467MHz	
0	Horizontal	Fundamental
Peak	 <p>Date: 2018-12-31</p> <p>Site : 03CH12-HY Condition : PEAK_BE_74 3m HORN_9120D_1328 HORIZONTAL : RBW:1000.000kHz VBW:3000.000kHz SWT:Auto</p>	 <p>Date: 2018-12-31</p> <p>Site : 03CH12-HY Condition : PEAK_74 3m HORN_9120D_1328 HORIZONTAL : RBW:1000.000kHz VBW:3000.000kHz SWT:Auto</p>
Avg.	 <p>Date: 2018-12-31</p> <p>Site : 03CH12-HY Condition : AVG_BE_54 3m HORN_9120D_1328 HORIZONTAL : RBW:1000.000kHz VBW:0.010kHz SWT:Auto</p>	 <p>Date: 2018-12-31</p> <p>Site : 03CH12-HY Condition : AVG_54 3m HORN_9120D_1328 HORIZONTAL : RBW:1000.000kHz VBW:0.010kHz SWT:Auto</p>

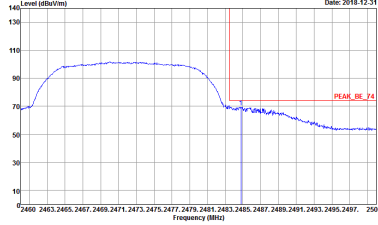
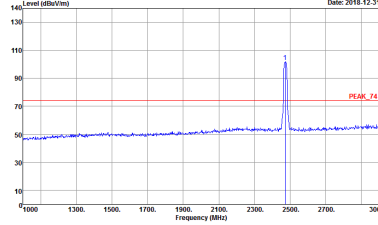
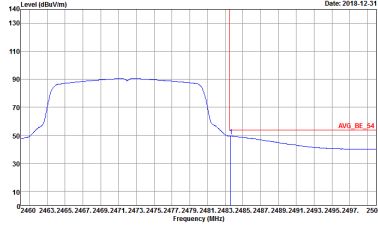
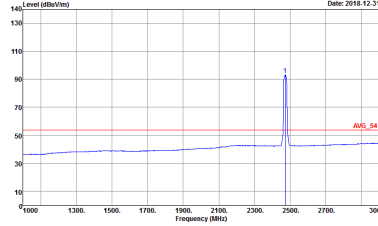


WIFI	2.4GHz 2400~2483.5MHz Band Edge @ 3m	
ANT	802.11g CH12 2467MHz	
0	Vertical	Fundamental
Peak	 <p>Date: 2018-12-31</p> <p>Site Condition : 03CH12-HY : PEAK_BE_74 3m HORN_9120D_1328 VERTICAL : RBW:1000.000KHz VBW:3000.000KHz SWT:Auto</p>	 <p>Date: 2018-12-31</p> <p>Site Condition : 03CH12-HY : PEAK_74 3m HORN_9120D_1328 VERTICAL : RBW:1000.000KHz VBW:3000.000KHz SWT:Auto</p>
Avg.	 <p>Date: 2018-12-31</p> <p>Site Condition : 03CH12-HY : AVG_BE_54 3m HORN_9120D_1328 VERTICAL : RBW:1000.000KHz VBW:0.010KHz SWT:Auto</p>	 <p>Date: 2018-12-31</p> <p>Site Condition : 03CH12-HY : AVG_54 3m HORN_9120D_1328 VERTICAL : RBW:1000.000KHz VBW:0.010KHz SWT:Auto</p>



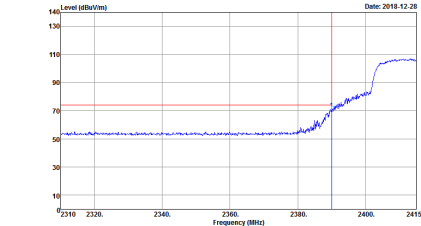
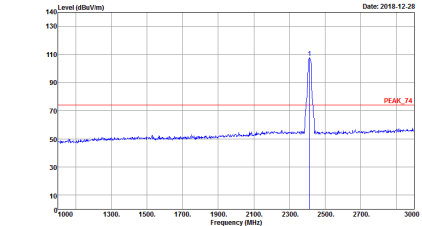
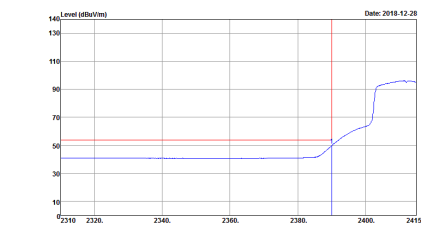
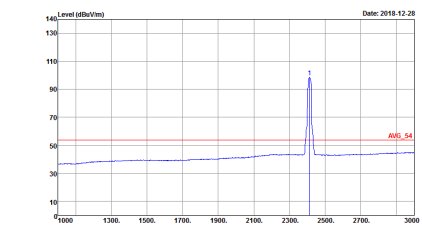
WIFI	2.4GHz 2400~2483.5MHz Band Edge @ 3m	
ANT	802.11g CH13 2472MHz	
0	Horizontal	Fundamental
Peak	 <p>Site : 03CH12-HY Condition : PEAK_BE_74 3m HORN_9120D_1328 HORIZONTAL : RBW:1000.000kHz VBW:3000.000kHz SWT:Auto</p>	 <p>Site : 03CH12-HY Condition : PEAK_74 3m HORN_9120D_1328 HORIZONTAL : RBW:1000.000kHz VBW:3000.000kHz SWT:Auto</p>
Avg.	 <p>Site : 03CH12-HY Condition : AVG_BE_54 3m HORN_9120D_1328 HORIZONTAL : RBW:1000.000kHz VBW:0.010kHz SWT:Auto</p>	 <p>Site : 03CH12-HY Condition : AVG_54 3m HORN_9120D_1328 HORIZONTAL : RBW:1000.000kHz VBW:0.010kHz SWT:Auto</p>



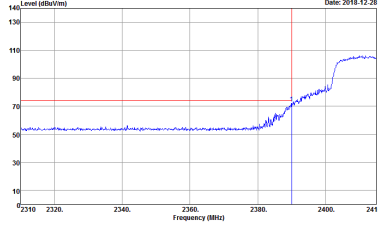
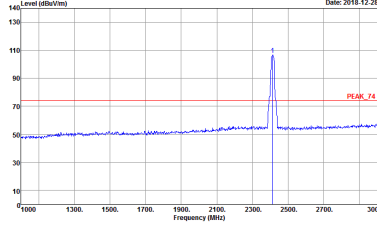
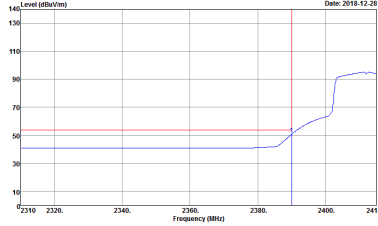
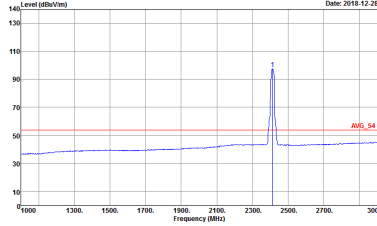
WIFI	2.4GHz 2400~2483.5MHz Band Edge @ 3m	
ANT	802.11g CH13 2472MHz	
0	Vertical	Fundamental
Peak	 <p>Site : 03CH12-HY Condition : PEAK_BE_74 3m HORN_9120D_1328 VERTICAL : RBW:1000.000kHz VBW:3000.000kHz SWT:Auto</p>	 <p>Site : 03CH12-HY Condition : PEAK_74 3m HORN_9120D_1328 VERTICAL : RBW:1000.000kHz VBW:3000.000kHz SWT:Auto</p>
Avg.	 <p>Site : 03CH12-HY Condition : AVG_BE_54 3m HORN_9120D_1328 VERTICAL : RBW:1000.000kHz VBW:0.010kHz SWT:Auto</p>	 <p>Site : 03CH12-HY Condition : AVG_54 3m HORN_9120D_1328 VERTICAL : RBW:1000.000kHz VBW:0.010kHz SWT:Auto</p>



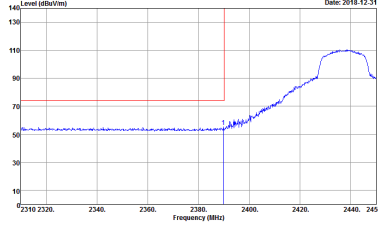
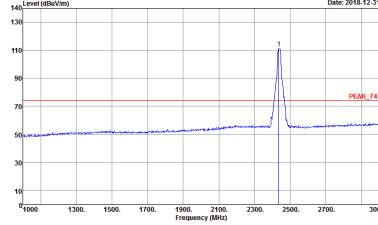
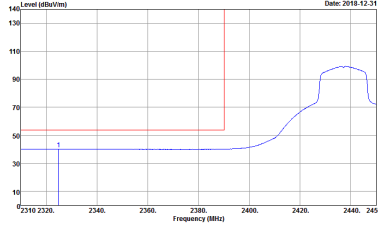
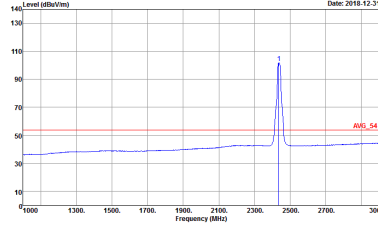
2.4GHz 2400~2483.5MHz
 WIFI 802.11n HT20 (Band Edge @ 3m)

WIFI	2.4GHz 2400~2483.5MHz Band Edge @ 3m	
ANT	802.11n HT20 CH01 2412MHz	
0	Horizontal	Fundamental
Peak	 <p>Site : 03CH12-HY Condition : PEAK_BE_74 3m HORN_91200_1328 HORIZONTAL : RBW:3000.000kHz VBW:3000.000kHz SWT:Auto</p>	 <p>Site : 03CH12-HY Condition : PEAK_74 3m HORN_91200_1328 HORIZONTAL : RBW:3000.000kHz VBW:3000.000kHz SWT:Auto</p>
Avg.	 <p>Site : 03CH12-HY Condition : AVG_BE_54 3m HORN_91200_1328 HORIZONTAL : RBW:3000.000kHz VBW:0.010kHz SWT:Auto</p>	 <p>Site : 03CH12-HY Condition : AVG_54 3m HORN_91200_1328 HORIZONTAL : RBW:3000.000kHz VBW:0.010kHz SWT:Auto</p>

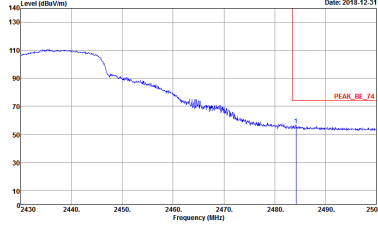
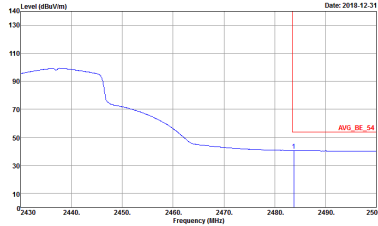


WIFI	2.4GHz 2400~2483.5MHz Band Edge @ 3m	
ANT	802.11n HT20 CH01 2412MHz	
0	Vertical	Fundamental
Peak	 <p>Date: 2018-12-28</p> <p>Site Condition : 03CH12-HY : PEAK_BE_74 3m HORN_9120D_1328 VERTICAL : RBW:1000.000kHz VBW:3000.000kHz SWT:Auto</p>	 <p>Date: 2018-12-28</p> <p>Site Condition : 03CH12-HY : PEAK_74 3m HORN_9120D_1328 VERTICAL : RBW:1000.000kHz VBW:3000.000kHz SWT:Auto</p>
Avg.	 <p>Date: 2018-12-28</p> <p>Site Condition : 03CH12-HY : AVG_BE_54 3m HORN_9120D_1328 VERTICAL : RBW:1000.000kHz VBW:0.010kHz SWT:Auto</p>	 <p>Date: 2018-12-28</p> <p>Site Condition : 03CH12-HY : AVG_54 3m HORN_9120D_1328 VERTICAL : RBW:1000.000kHz VBW:0.010kHz SWT:Auto</p>

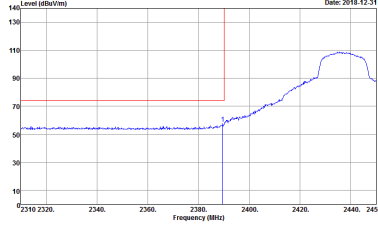
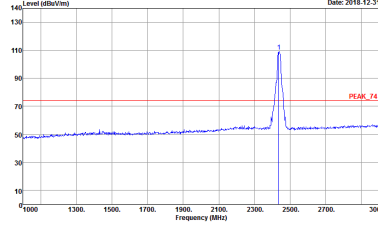
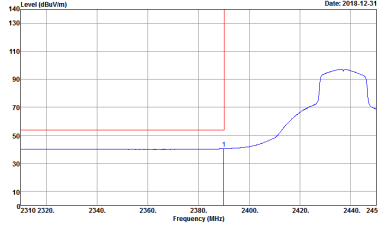
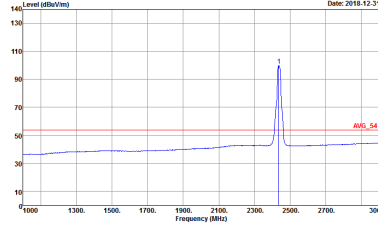


WIFI	2.4GHz 2400~2483.5MHz Band Edge @ 3m	
ANT	802.11n HT20 CH06 2437MHz - L	
0	Horizontal	Fundamental
Peak	 <p>Date: 2018-12-31</p> <p>Site Condition : 03CH12-HY : PEAK_BE_74 3m HORN_9120D_1328 HORIZONTAL : RBW:1000.000kHz VBW:3000.000kHz SWT:Auto</p>	 <p>Date: 2018-12-31</p> <p>Site Condition : 03CH12-HY : PEAK_74 3m HORN_9120D_1328 HORIZONTAL : RBW:1000.000kHz VBW:3000.000kHz SWT:Auto</p>
Avg.	 <p>Date: 2018-12-31</p> <p>Site Condition : 03CH12-HY : AVG_BE_54 3m HORN_9120D_1328 HORIZONTAL : RBW:1000.000kHz VBW:0.010kHz SWT:Auto</p>	 <p>Date: 2018-12-31</p> <p>Site Condition : 03CH12-HY : AVG_54 3m HORN_9120D_1328 HORIZONTAL : RBW:1000.000kHz VBW:0.010kHz SWT:Auto</p>



WIFI	2.4GHz 2400~2483.5MHz Band Edge @ 3m	
ANT	802.11n HT20 CH06 2437MHz - R	
0	Horizontal	Fundamental
Peak	 <p>Site : 03CH2-HY Condition : PEAK_BE_74 3m HORN_91200_1328 HORIZONTAL : RBW:1000.000kHz VBW:3000.000kHz SWT:Auto</p>	Left blank
Avg.	 <p>Site : 03CH2-HY Condition : AVG_BE_54 3m HORN_91200_1328 HORIZONTAL : RBW:1000.000kHz VBW:0.010kHz SWT:Auto</p>	Left blank

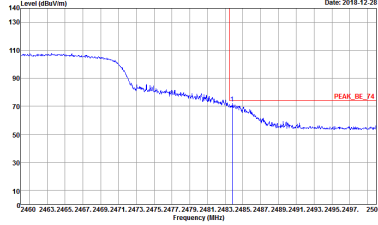
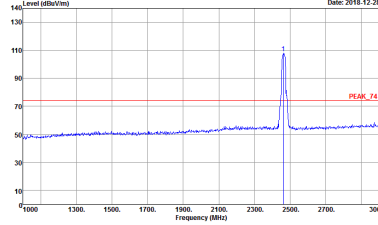
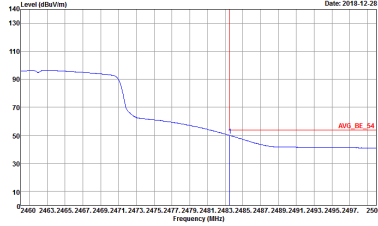
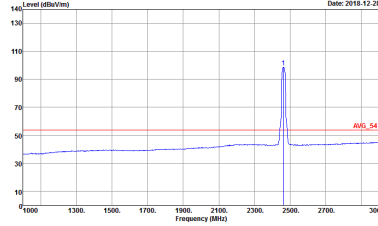


WIFI	2.4GHz 2400~2483.5MHz Band Edge @ 3m	
ANT	802.11n HT20 CH06 2437MHz - L	
0	Vertical	Fundamental
Peak	 <p>Date: 2018-12-31</p> <p>Site : 03CH12-HY Condition : PEAK_BE_74 3m HORN_9120D_1328 VERTICAL : RBW:1000.000kHz VBW:3000.000kHz SWT:Auto</p>	 <p>Date: 2018-12-31</p> <p>Site : 03CH12-HY Condition : PEAK_74 3m HORN_9120D_1328 VERTICAL : RBW:1000.000kHz VBW:3000.000kHz SWT:Auto</p>
Avg.	 <p>Date: 2018-12-31</p> <p>Site : 03CH12-HY Condition : AVG_BE_54 3m HORN_9120D_1328 VERTICAL : RBW:1000.000kHz VBW:0.010kHz SWT:Auto</p>	 <p>Date: 2018-12-31</p> <p>Site : 03CH12-HY Condition : AVG_54 3m HORN_9120D_1328 VERTICAL : RBW:1000.000kHz VBW:0.010kHz SWT:Auto</p>

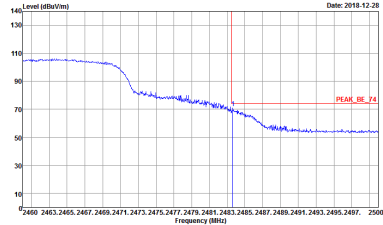
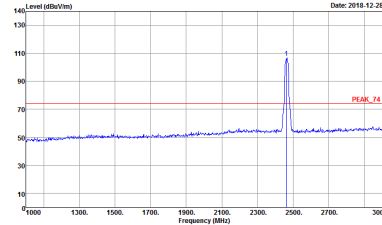
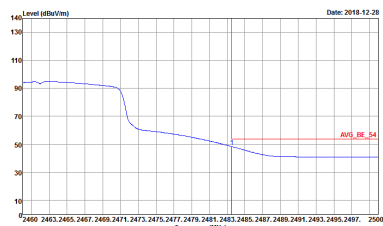
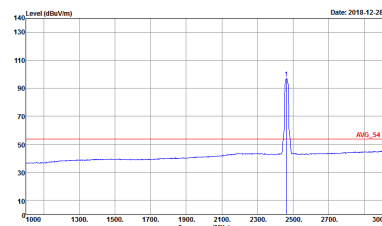


WIFI	2.4GHz 2400~2483.5MHz Band Edge @ 3m	
ANT	802.11n HT20 CH06 2437MHz - R	
0	Vertical	Fundamental
Peak		Left Blank
Avg.		Left Blank

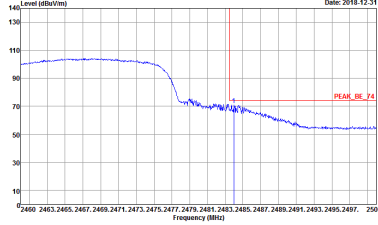
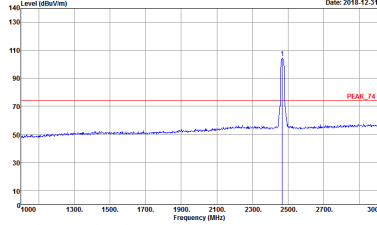
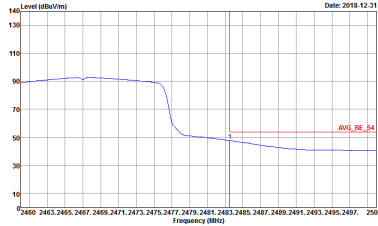
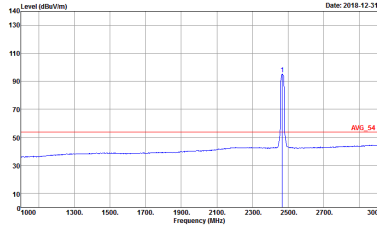


WIFI	2.4GHz 2400~2483.5MHz Band Edge @ 3m	
ANT	802.11n HT20 CH11 2462MHz	
0	Horizontal	Fundamental
Peak	 <p>Site : 03CH12-HY Condition : PEAK_BE_74 3m HORN_9120D_1328 HORIZONTAL : RBW:1000.000kHz VBW:3000.000kHz SWT:Auto</p>	 <p>Site : 03CH12-HY Condition : PEAK_74 3m HORN_9120D_1328 HORIZONTAL : RBW:1000.000kHz VBW:3000.000kHz SWT:Auto</p>
Avg.	 <p>Site : 03CH12-HY Condition : AVG_BE_54 3m HORN_9120D_1328 HORIZONTAL : RBW:1000.000kHz VBW:0.010kHz SWT:Auto</p>	 <p>Site : 03CH12-HY Condition : AVG_54 3m HORN_9120D_1328 HORIZONTAL : RBW:1000.000kHz VBW:0.010kHz SWT:Auto</p>

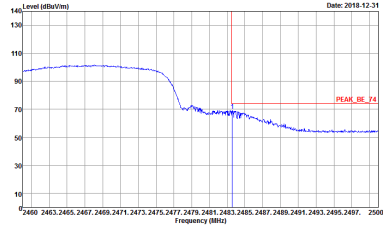
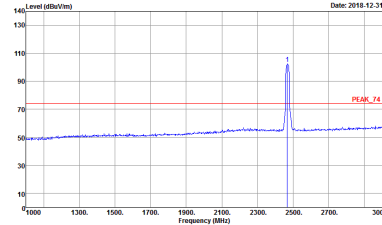
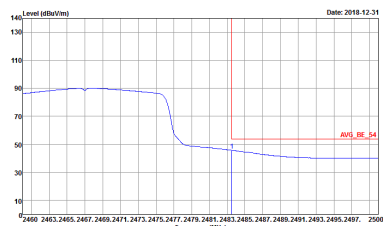
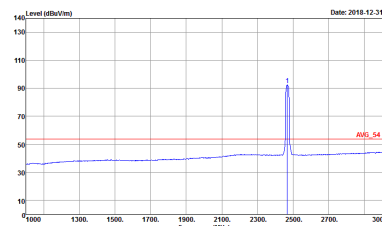


WIFI	2.4GHz 2400~2483.5MHz Fundamental @ 3m	
ANT	802.11n HT20 CH11 2462MHz	
0	Vertical	Fundamental
Peak	 <p>Site Condition : 03CH12-HY : PEAK_BE_74 3m HORN_9120D_1328 VERTICAL : RBW:1000.000kHz VBW:3000.000kHz SWT:Auto</p>	 <p>Site Condition : 03CH12-HY : PEAK_74 3m HORN_9120D_1328 VERTICAL : RBW:1000.000kHz VBW:3000.000kHz SWT:Auto</p>
Avg.	 <p>Site Condition : 03CH12-HY : AVG_BE_54 3m HORN_9120D_1328 VERTICAL : RBW:1000.000kHz VBW:0.010kHz SWT:Auto</p>	 <p>Site Condition : 03CH12-HY : AVG_54 3m HORN_9120D_1328 VERTICAL : RBW:1000.000kHz VBW:0.010kHz SWT:Auto</p>

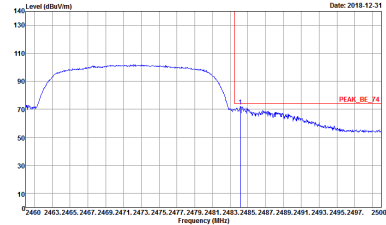
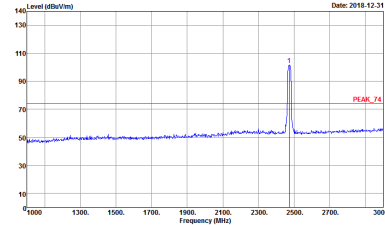
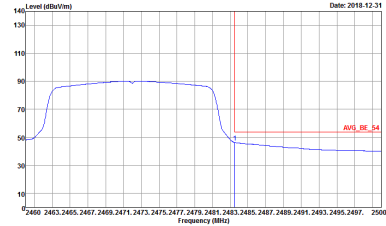
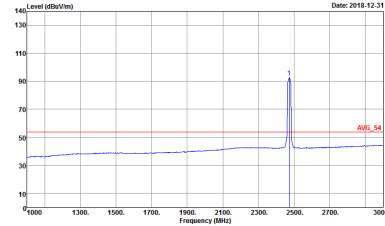


WIFI	2.4GHz 2400~2483.5MHz Band Edge @ 3m	
ANT	802.11n HT20 CH12 2467MHz	
0	Horizontal	Fundamental
Peak	 <p>Date: 2018-12-31</p> <p>Site : 03CH12-HY Condition : PEAK_BE_74 3m HORN_9120D_1328 HORIZONTAL : RBW:1000.000kHz VBW:3000.000kHz SWT:Auto</p>	 <p>Date: 2018-12-31</p> <p>Site : 03CH12-HY Condition : PEAK_74 3m HORN_9120D_1328 HORIZONTAL : RBW:1000.000kHz VBW:3000.000kHz SWT:Auto</p>
Avg.	 <p>Date: 2018-12-31</p> <p>Site : 03CH12-HY Condition : AVG_BE_54 3m HORN_9120D_1328 HORIZONTAL : RBW:1000.000kHz VBW:0.010kHz SWT:Auto</p>	 <p>Date: 2018-12-31</p> <p>Site : 03CH12-HY Condition : AVG_54 3m HORN_9120D_1328 HORIZONTAL : RBW:1000.000kHz VBW:0.010kHz SWT:Auto</p>



WIFI	2.4GHz 2400~2483.5MHz Band Edge @ 3m	
ANT	802.11n HT20 CH12 2467MHz	
0	Vertical	Fundamental
Peak	 <p>Site : 03CH12-HY Condition : PEAK_BE_74 3m HORN_9120D_1328 VERTICAL : RBW:1000.000kHz VBW:3000.000kHz SWT:Auto</p>	 <p>Site : 03CH12-HY Condition : PEAK_74 3m HORN_9120D_1328 VERTICAL : RBW:1000.000kHz VBW:3000.000kHz SWT:Auto</p>
	 <p>Site : 03CH12-HY Condition : AVG_BE_54 3m HORN_9120D_1328 VERTICAL : RBW:1000.000kHz VBW:0.010kHz SWT:Auto</p>	 <p>Site : 03CH12-HY Condition : AVG_54 3m HORN_9120D_1328 VERTICAL : RBW:1000.000kHz VBW:0.010kHz SWT:Auto</p>



WIFI	2.4GHz 2400~2483.5MHz Band Edge @ 3m	
ANT	802.11n HT20 CH13 2472MHz	
0	Horizontal	Fundamental
Peak	 <p>Date: 2018-12-31</p> <p>Site : 03CH12-HY Condition : PEAK_BE_74 3m HORN_9120D_1328 HORIZONTAL : RBW:1000.000kHz VBW:3000.000kHz SWT:Auto</p>	 <p>Date: 2018-12-31</p> <p>Site : 03CH12-HY Condition : PEAK_74 3m HORN_9120D_1328 HORIZONTAL : RBW:1000.000kHz VBW:3000.000kHz SWT:Auto</p>
Avg.	 <p>Date: 2018-12-31</p> <p>Site : 03CH12-HY Condition : AVG_BE_54 3m HORN_9120D_1328 HORIZONTAL : RBW:1000.000kHz VBW:0.010kHz SWT:Auto</p>	 <p>Date: 2018-12-31</p> <p>Site : 03CH12-HY Condition : AVG_54 3m HORN_9120D_1328 HORIZONTAL : RBW:1000.000kHz VBW:0.010kHz SWT:Auto</p>



WIFI	2.4GHz 2400~2483.5MHz Band Edge @ 3m	
ANT	802.11n HT20 CH13 2472MHz	
0	Vertical	Fundamental
Peak	<p>Site : 03CH12-HY Condition : PEAK_BE_74 3m HORN_9120D_1328 VERTICAL : RBW:1000.000kHz VBW:3000.000kHz SWT:Auto</p>	<p>Site : 03CH12-HY Condition : PEAK_74 3m HORN_9120D_1328 VERTICAL : RBW:1000.000kHz VBW:3000.000kHz SWT:Auto</p>
Avg.	<p>Site : 03CH12-HY Condition : AVG_BE_54 3m HORN_9120D_1328 VERTICAL : RBW:1000.000kHz VBW:0.010kHz SWT:Auto</p>	<p>Site : 03CH12-HY Condition : AVG_54 3m HORN_9120D_1328 VERTICAL : RBW:1000.000kHz VBW:0.010kHz SWT:Auto</p>



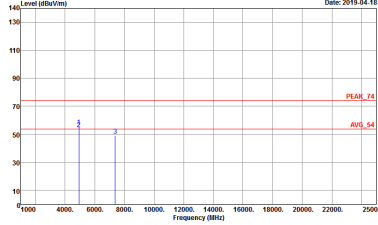
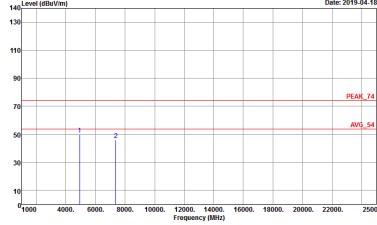
2.4GHz 2400~2483.5MHz
WIFI 802.11b (Harmonic @ 3m)

WIFI	2.4GHz 2400~2483.5MHz Harmonic @ 3m	
ANT	802.11b CH01 2412MHz	
0	Horizontal	Vertical
Peak Avg.	<p>Site : 03CH12-HY Condition : PEAK_74 3m HORN_9120D_1328 HORIZONTAL Detector : Peak</p>	<p>Site : 03CH12-HY Condition : PEAK_74 3m HORN_9120D_1328 VERTICAL Detector : Peak</p>



WIFI	2.4GHz 2400~2483.5MHz Harmonic @ 3m	
ANT	802.11b CH06 2437MHz	
0	Horizontal	Vertical
Peak Avg.	<p>Site : 03CH12-HY Condition : PEAK_74 3m HORN_9120D_1328 HORIZONTAL Detector : Peak</p>	<p>Site : 03CH12-HY Condition : PEAK_74 3m HORN_9120D_1328 VERTICAL Detector : Peak</p>



WIFI	2.4GHz 2400~2483.5MHz Harmonic @ 3m	
ANT	802.11b CH11 2462MHz	
0	Horizontal	Vertical
<p>Peak</p> <p>Avg.</p>	 <p>Site : 03CH12-HY Condition : PEAK_74 3m HORN_9120D_1328 HORIZONTAL Detector : Peak</p>	 <p>Site : 03CH12-HY Condition : PEAK_74 3m HORN_9120D_1328 VERTICAL Detector : Peak</p>



WIFI	2.4GHz 2400~2483.5MHz Harmonic @ 3m	
ANT	802.11b CH12 2467MHz	
0	Horizontal	Vertical
Peak Avg.	<p>Site : 03CH12-HY Condition : PEAK_74 3m HORN_9120D_1328 HORIZONTAL Detector : Peak</p>	<p>Site : 03CH12-HY Condition : PEAK_74 3m HORN_9120D_1328 VERTICAL Detector : Peak</p>



WIFI	2.4GHz 2400~2483.5MHz Harmonic @ 3m	
ANT	802.11b CH13 2472MHz	
0	Horizontal	Vertical
Peak Avg.	<p>Site : 03CH12-HY Condition : PEAK_74 3m HORN_9120D_1328 HORIZONTAL Detector : Peak</p>	<p>Site : 03CH12-HY Condition : PEAK_74 3m HORN_9120D_1328 VERTICAL Detector : Peak</p>



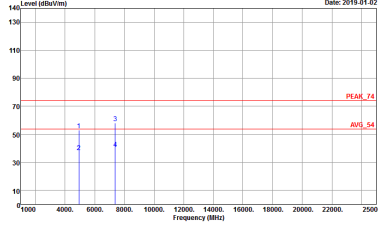
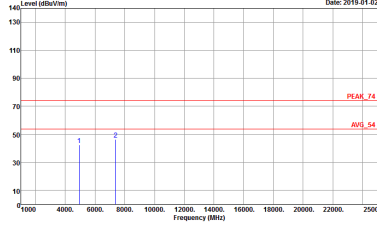
2.4GHz 2400~2483.5MHz
WIFI 802.11g (Harmonic @ 3m)

WIFI	2.4GHz 2400~2483.5MHz Harmonic @ 3m	
ANT	802.11g CH01 2412MHz	
0	Horizontal	Vertical
Peak Avg.	<p>Site : 03CH12-1HY Condition : PEAK_74 3m HORN_9120D_1328 HORIZONTAL Detector : Peak</p>	<p>Site : 03CH12-1HY Condition : PEAK_74 3m HORN_9120D_1328 VERTICAL Detector : Peak</p>



WIFI	2.4GHz 2400~2483.5MHz Harmonic @ 3m	
ANT	802.11g CH06 2437MHz	
0	Horizontal	Vertical
Peak Avg.	<p>Site : 03CH12-HY Condition : PEAK_74 3m HORN_9120D_1328 HORIZONTAL Detector : Peak</p>	<p>Site : 03CH12-HY Condition : PEAK_74 3m HORN_9120D_1328 VERTICAL Detector : Peak</p>



WIFI	2.4GHz 2400~2483.5MHz Harmonic @ 3m	
ANT	802.11g CH11 2462MHz	
0	Horizontal	Vertical
<p>Peak</p> <p>Avg.</p>	 <p>Site : 03CH12-HY Condition : PEAK_74 3m HORN_9120D_1328 HORIZONTAL Detector : Peak</p>	 <p>Site : 03CH12-HY Condition : PEAK_74 3m HORN_9120D_1328 VERTICAL Detector : Peak</p>



WIFI	2.4GHz 2400~2483.5MHz Harmonic @ 3m	
ANT	802.11g CH12 2467MHz	
0	Horizontal	Vertical
Peak Avg.	<p>Site : 03CH12-HY Condition : PEAK_74 3m HORN_9120D_1328 HORIZONTAL Detector : Peak</p>	<p>Site : 03CH12-HY Condition : PEAK_74 3m HORN_9120D_1328 VERTICAL Detector : Peak</p>



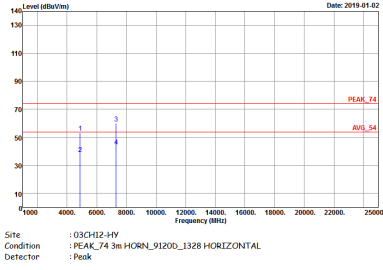
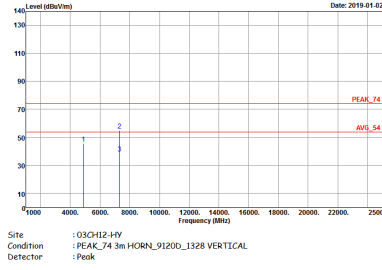
WIFI	2.4GHz 2400~2483.5MHz Harmonic @ 3m	
ANT	802.11g CH13 2472MHz	
0	Horizontal	Vertical
Peak Avg.	<p>Site : 03CH12-HY Condition : PEAK_74 3m HORN_9120D_1328 HORIZONTAL Detector : Peak</p>	<p>Site : 03CH12-HY Condition : PEAK_74 3m HORN_9120D_1328 VERTICAL Detector : Peak</p>



2.4GHz 2400~2483.5MHz
 WIFI 802.11n HT20 (Harmonic @ 3m)

WIFI	2.4GHz 2400~2483.5MHz Harmonic @ 3m	
ANT	802.11n HT20 CH01 2412MHz	
0	Horizontal	Vertical
Peak Avg.	<p>Site : 03CH12-HY Condition : PEAK_74 3m HORN_9120D_1328 HORIZONTAL Detector : Peak</p>	<p>Site : 03CH12-HY Condition : PEAK_74 3m HORN_9120D_1328 VERTICAL Detector : Peak</p>



WIFI	2.4GHz 2400~2483.5MHz Harmonic @ 3m	
ANT	802.11n HT20 CH06 2437MHz	
0	Horizontal	Vertical
<p>Peak</p> <p>Avg.</p>	 <p>Site : 03CH12-HY Condition : PEAK_74 3m HORN_9120D_1328 HORIZONTAL Detector : Peak</p>	 <p>Site : 03CH12-HY Condition : PEAK_74 3m HORN_9120D_1328 VERTICAL Detector : Peak</p>

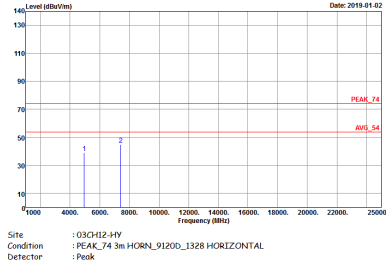
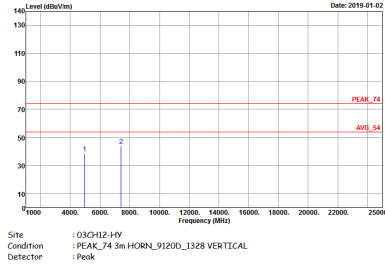


WIFI	2.4GHz 2400~2483.5MHz Harmonic @ 3m	
ANT	802.11n HT20 CH11 2462MHz	
0	Horizontal	Vertical
Peak Avg.	<p>Site : 03CH12-HY Condition : PEAK_74 3m HORN_9120D_1328 HORIZONTAL Detector : Peak</p>	<p>Site : 03CH12-HY Condition : PEAK_74 3m HORN_9120D_1328 VERTICAL Detector : Peak</p>



WIFI	2.4GHz 2400~2483.5MHz Harmonic @ 3m	
ANT	802.11n HT20 CH12 2467MHz	
0	Horizontal	Vertical
Peak Avg.	<p>Site : 03CH12-HY Condition : PEAK_74 3m HORN_9120D_1328 HORIZONTAL Detector : Peak</p>	<p>Site : 03CH12-HY Condition : PEAK_74 3m HORN_9120D_1328 VERTICAL Detector : Peak</p>



WIFI	2.4GHz 2400~2483.5MHz Harmonic @ 3m	
ANT	802.11n HT20 CH13 2472MHz	
0	Horizontal	Vertical
<p>Peak</p> <p>Avg.</p>	 <p>Site : 03CH12-HY Condition : PEAK_74 3m HORN_9120D_1328 HORIZONTAL Detector : Peak</p>	 <p>Site : 03CH12-HY Condition : PEAK_74 3m HORN_9120D_1328 VERTICAL Detector : Peak</p>

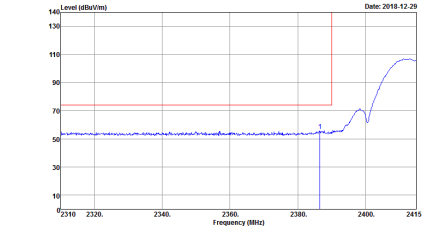
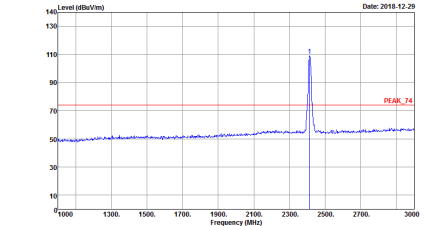
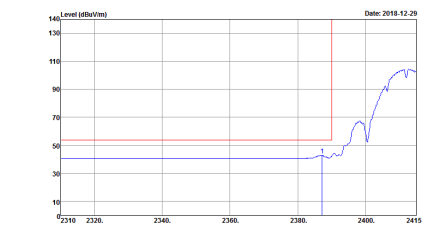
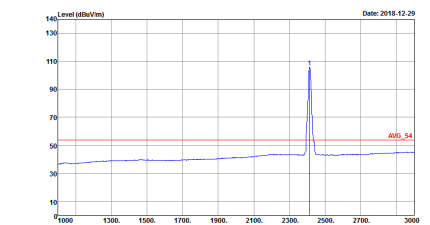


Emission below 1GHz
2.4GHz WIFI 802.11b (LF)

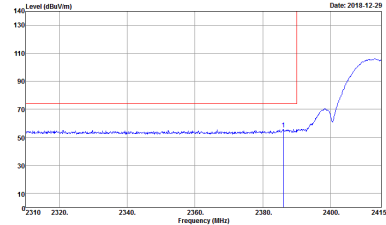
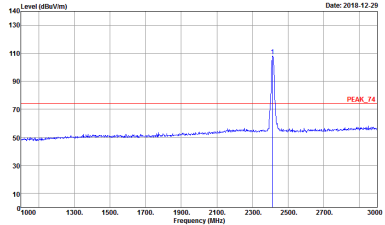
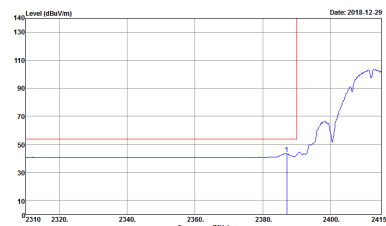
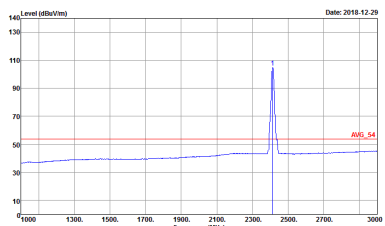
WIFI	2.4GHz 2400~2483.5MHz	
ANT	802.11b LF	
0	Horizontal	Vertical
QP / Peak	<p>Site : 03CH12-HY Condition : QP 3m BIL06_6111D_37059 HORIZONTAL Detector : Peak</p>	<p>Site : 03CH12-HY Condition : QP 3m BIL06_6111D_37059 VERTICAL Detector : Peak</p>



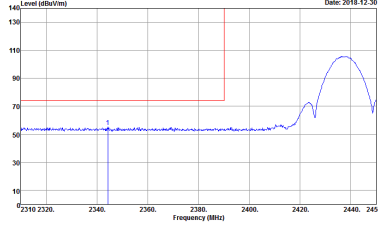
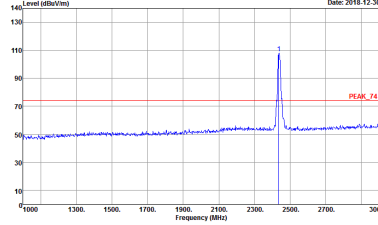
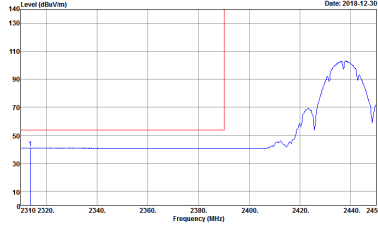
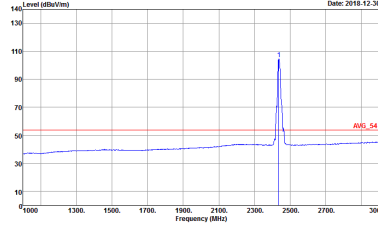
2.4GHz 2400~2483.5MHz
WIFI 802.11b (Band Edge @ 3m)

WIFI	2.4GHz 2400~2483.5MHz Band Edge @ 3m	
ANT	802.11b CH01 2412MHz	
1	Horizontal	Fundamental
Peak	 <p>Site : 03CH12-HY Condition : PEAK_BE_74 3m HORN_9120D_1328 HORIZONTAL : RBW:3000.000kHz VBW:3000.000kHz SWT:Auto</p>	 <p>Site : 03CH12-HY Condition : PEAK_74 3m HORN_9120D_1328 HORIZONTAL : RBW:3000.000kHz VBW:3000.000kHz SWT:Auto</p>
Avg.	 <p>Site : 03CH12-HY Condition : AVG_BE_54 3m HORN_9120D_1328 HORIZONTAL : RBW:3000.000kHz VBW:0.010kHz SWT:Auto</p>	 <p>Site : 03CH12-HY Condition : AVG_54 3m HORN_9120D_1328 HORIZONTAL : RBW:3000.000kHz VBW:0.010kHz SWT:Auto</p>

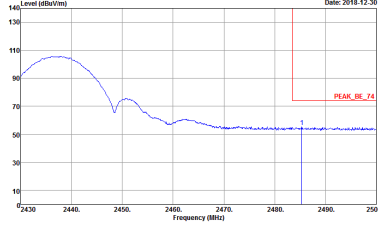
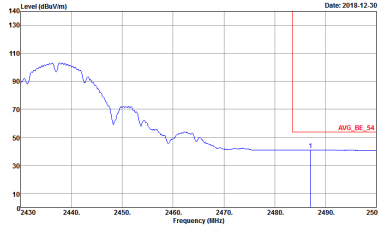


WIFI	2.4GHz 2400~2483.5MHz Band Edge @ 3m	
ANT	802.11b CH01 2412MHz	
1	Vertical	Fundamental
Peak	 <p>Site Condition : 03CH12-HY : PEAK_BE_74 3m HORN_9120D_1328 VERTICAL : RBW:1000.000kHz VBW:3000.000kHz SWT:Auto</p>	 <p>Site Condition : 03CH12-HY : PEAK_74 3m HORN_9120D_1328 VERTICAL : RBW:1000.000kHz VBW:3000.000kHz SWT:Auto</p>
Avg.	 <p>Site Condition : 03CH12-HY : AVG_BE_54 3m HORN_9120D_1328 VERTICAL : RBW:1000.000kHz VBW:0.010kHz SWT:Auto</p>	 <p>Site Condition : 03CH12-HY : AVG_54 3m HORN_9120D_1328 VERTICAL : RBW:1000.000kHz VBW:0.010kHz SWT:Auto</p>



WIFI	2.4GHz 2400~2483.5MHz Band Edge @ 3m	
ANT	802.11b CH06 2437MHz - L	
1	Horizontal	Fundamental
Peak	 <p>Date: 2018-12-30</p> <p>Site : 03CH12-HY Condition : PEAK_BE_74 3m HORN_9120D_1328 HORIZONTAL : RBW:1000.000kHz VBW:3000.000kHz SWT:Auto</p>	 <p>Date: 2018-12-30</p> <p>Site : 03CH12-HY Condition : PEAK_74 3m HORN_9120D_1328 HORIZONTAL : RBW:1000.000kHz VBW:3000.000kHz SWT:Auto</p>
Avg.	 <p>Date: 2018-12-30</p> <p>Site : 03CH12-HY Condition : AVG_BE_54 3m HORN_9120D_1328 HORIZONTAL : RBW:1000.000kHz VBW:0.010kHz SWT:Auto</p>	 <p>Date: 2018-12-30</p> <p>Site : 03CH12-HY Condition : AVG_54 3m HORN_9120D_1328 HORIZONTAL : RBW:1000.000kHz VBW:0.010kHz SWT:Auto</p>

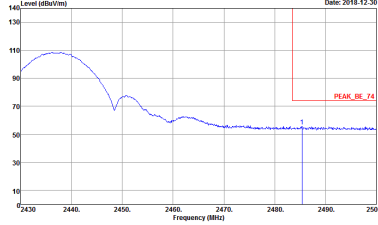
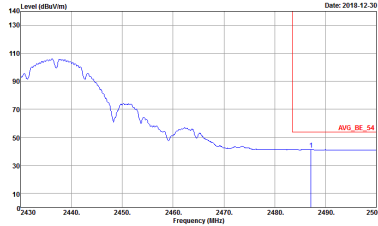


WIFI	2.4GHz 2400~2483.5MHz Band Edge @ 3m	
ANT	802.11b CH06 2437MHz - R	
1	Horizontal	Fundamental
Peak	 <p>Site : 03CHZ-HY Condition : PEAK_BE_74 3m HORN_91200_1328 HORIZONTAL : RBW:1000.000kHz VBW:3000.000kHz SWT:Auto</p>	Left blank
Avg.	 <p>Site : 03CHZ-HY Condition : AVG_BE_54 3m HORN_91200_1328 HORIZONTAL : RBW:1000.000kHz VBW:0.010kHz SWT:Auto</p>	Left blank

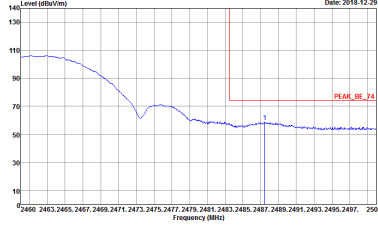
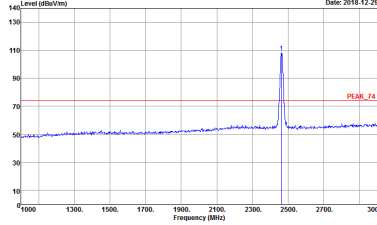
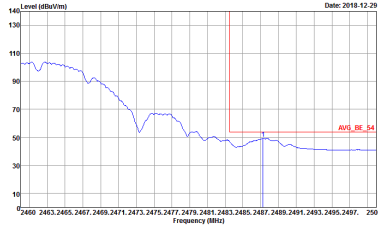
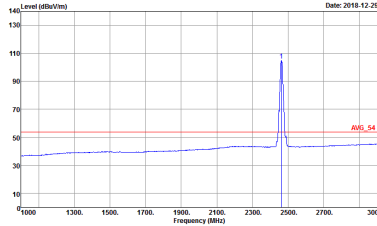


WIFI	2.4GHz 2400~2483.5MHz Band Edge @ 3m	
ANT	802.11b CH06 2437MHz - L	
1	Vertical	Fundamental
Peak	<p>Date: 2018-12-30</p> <p>Site Condition : 03CH12-HY : PEAK_BE_74 3m HORN_9120D_1328 VERTICAL : RBW:1000.000kHz VBW:3000.000kHz SWT:Auto</p>	<p>Date: 2018-12-30</p> <p>Site Condition : 03CH12-HY : PEAK_74 3m HORN_9120D_1328 VERTICAL : RBW:1000.000kHz VBW:3000.000kHz SWT:Auto</p>
Avg.	<p>Date: 2018-12-30</p> <p>Site Condition : 03CH12-HY : AVG_BE_54 3m HORN_9120D_1328 VERTICAL : RBW:1000.000kHz VBW:0.010kHz SWT:Auto</p>	<p>Date: 2018-12-30</p> <p>Site Condition : 03CH12-HY : AVG_54 3m HORN_9120D_1328 VERTICAL : RBW:1000.000kHz VBW:0.010kHz SWT:Auto</p>

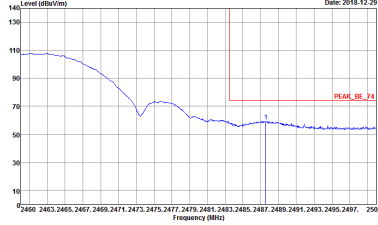
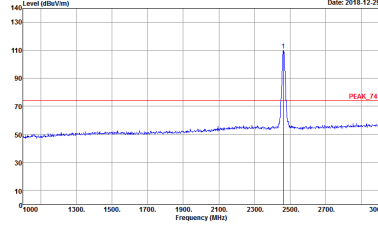
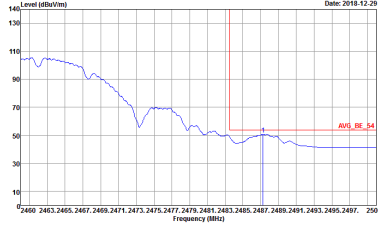
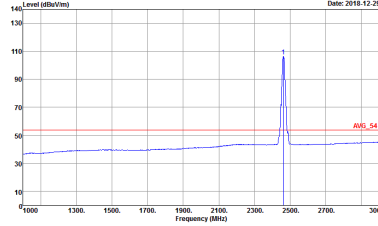


WIFI	2.4GHz 2400~2483.5MHz Band Edge @ 3m	
ANT	802.11b CH06 2437MHz - R	
1	Vertical	Fundamental
Peak	 <p>Site : 03CHZ-HY Condition : PEAK_BE_74 3m HORN_91200_1328 VERTICAL : RBW:1000.000kHz VBW:3000.000kHz SWT:Auto</p>	Left blank
Avg.	 <p>Site : 03CHZ-HY Condition : AVG_BE_54 3m HORN_91200_1328 VERTICAL : RBW:1000.000kHz VBW:0.010kHz SWT:Auto</p>	Left blank

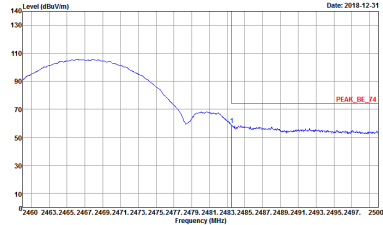
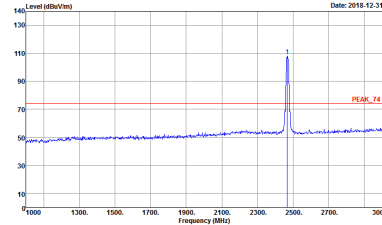
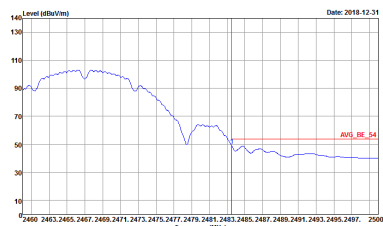
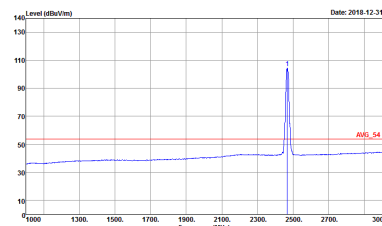


WIFI	2.4GHz 2400~2483.5MHz Band Edge @ 3m	
ANT	802.11b CH11 2462MHz	
1	Horizontal	Fundamental
Peak	 <p>Date: 2018-12-29</p> <p>Site : 03CH12-HY Condition : PEAK_BE_74 3m HORN_9120D_1328 HORIZONTAL : RBW:1000.000kHz VBW:3000.000kHz SWT:Auto</p>	 <p>Date: 2018-12-29</p> <p>Site : 03CH12-HY Condition : PEAK_74 3m HORN_9120D_1328 HORIZONTAL : RBW:1000.000kHz VBW:3000.000kHz SWT:Auto</p>
Avg.	 <p>Date: 2018-12-29</p> <p>Site : 03CH12-HY Condition : AVG_BE_54 3m HORN_9120D_1328 HORIZONTAL : RBW:1000.000kHz VBW:0.010kHz SWT:Auto</p>	 <p>Date: 2018-12-29</p> <p>Site : 03CH12-HY Condition : AVG_54 3m HORN_9120D_1328 HORIZONTAL : RBW:1000.000kHz VBW:0.010kHz SWT:Auto</p>

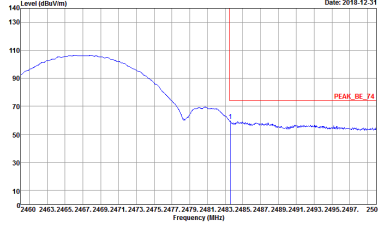
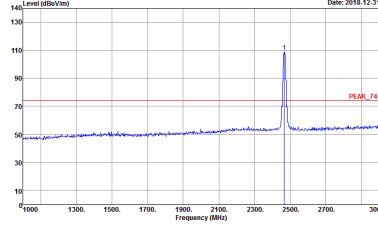
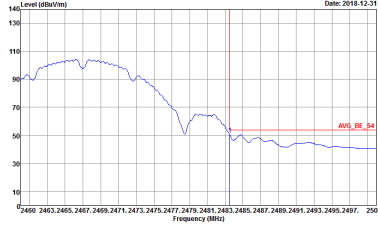
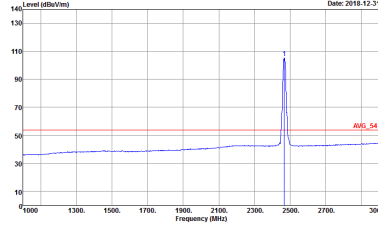


WIFI	2.4GHz 2400~2483.5MHz Band Edge @ 3m	
ANT	802.11b CH11 2462MHz	
1	Vertical	Fundamental
Peak	 <p>Date: 2018-12-29</p> <p>Site Condition : 03CH12-HY : PEAK_BE_74 3m HORN_9120D_1328 VERTICAL : RBW:1000.000kHz VBW:3000.000kHz SWT:Auto</p>	 <p>Date: 2018-12-29</p> <p>Site Condition : 03CH12-HY : PEAK_74 3m HORN_9120D_1328 VERTICAL : RBW:1000.000kHz VBW:3000.000kHz SWT:Auto</p>
Avg.	 <p>Date: 2018-12-29</p> <p>Site Condition : 03CH12-HY : AVG_BE_54 3m HORN_9120D_1328 VERTICAL : RBW:1000.000kHz VBW:0.010kHz SWT:Auto</p>	 <p>Date: 2018-12-29</p> <p>Site Condition : 03CH12-HY : AVG_54 3m HORN_9120D_1328 VERTICAL : RBW:1000.000kHz VBW:0.010kHz SWT:Auto</p>

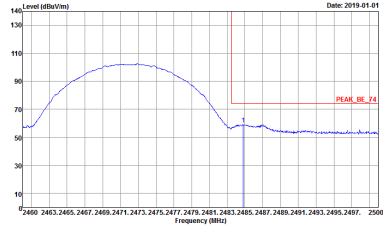
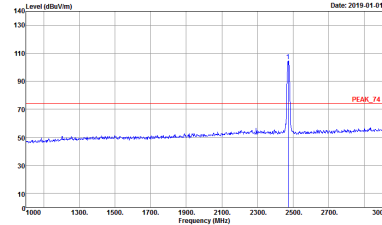
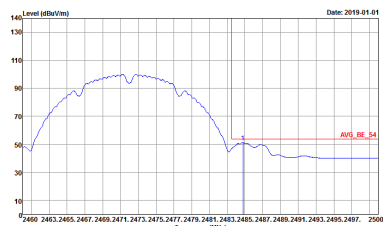
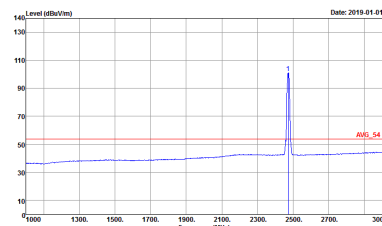


WIFI	2.4GHz 2400~2483.5MHz Band Edge @ 3m	
ANT	802.11b CH12 2467MHz	
1	Horizontal	Fundamental
Peak	 <p>Date: 2018-12-31</p> <p>Site : 03CH12-HY Condition : PEAK_BE_74 3m HORN_9120D_1328 HORIZONTAL : RBW:1000.000kHz VBW:3000.000kHz SWT:Auto</p>	 <p>Date: 2018-12-31</p> <p>Site : 03CH12-HY Condition : PEAK_74 3m HORN_9120D_1328 HORIZONTAL : RBW:1000.000kHz VBW:3000.000kHz SWT:Auto</p>
Avg.	 <p>Date: 2018-12-31</p> <p>Site : 03CH12-HY Condition : AVG_BE_54 3m HORN_9120D_1328 HORIZONTAL : RBW:1000.000kHz VBW:0.010kHz SWT:Auto</p>	 <p>Date: 2018-12-31</p> <p>Site : 03CH12-HY Condition : AVG_54 3m HORN_9120D_1328 HORIZONTAL : RBW:1000.000kHz VBW:0.010kHz SWT:Auto</p>

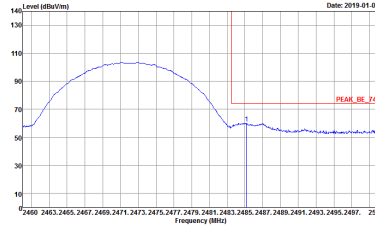
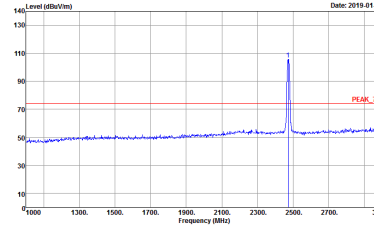
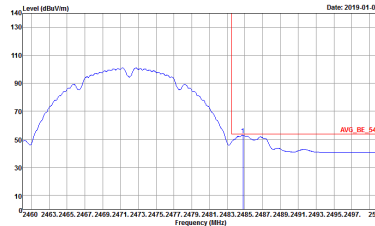
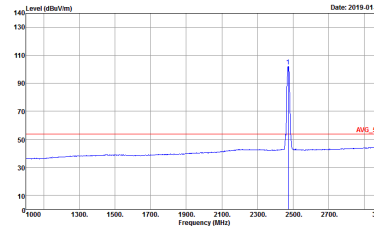


WIFI	2.4GHz 2400~2483.5MHz Band Edge @ 3m	
ANT	802.11b CH12 2467MHz	
1	Vertical	Fundamental
Peak	 <p>Date: 2018-12-31</p> <p>Site : 03CH12-HY Condition : PEAK_BE_74 3m HORN_9120D_1328 VERTICAL : RBW:1000.000kHz VBW:3000.000kHz SWT:Auto</p>	 <p>Date: 2018-12-31</p> <p>Site : 03CH12-HY Condition : PEAK_74 3m HORN_9120D_1328 VERTICAL : RBW:1000.000kHz VBW:3000.000kHz SWT:Auto</p>
Avg.	 <p>Date: 2018-12-31</p> <p>Site : 03CH12-HY Condition : AVG_BE_54 3m HORN_9120D_1328 VERTICAL : RBW:1000.000kHz VBW:0.010kHz SWT:Auto</p>	 <p>Date: 2018-12-31</p> <p>Site : 03CH12-HY Condition : AVG_54 3m HORN_9120D_1328 VERTICAL : RBW:1000.000kHz VBW:0.010kHz SWT:Auto</p>



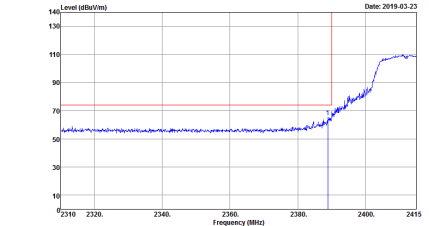
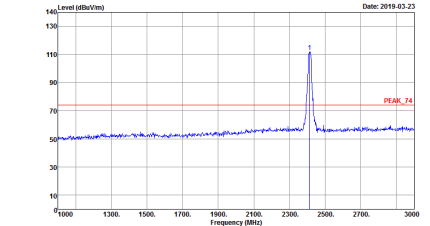
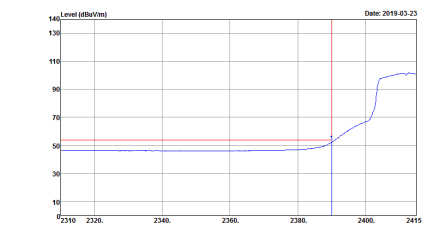
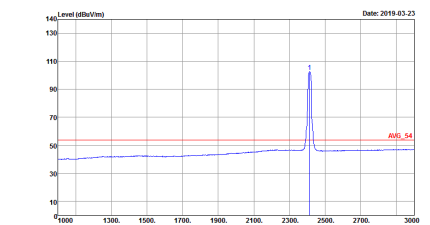
WIFI	2.4GHz 2400~2483.5MHz Band Edge @ 3m	
ANT	802.11b CH13 2472MHz	
1	Horizontal	Fundamental
Peak	 <p>Site : 03CH12-HY Condition : PEAK_BE_74 3m HORN_9120D_1328 HORIZONTAL : RBW:1000.000kHz VBW:3000.000kHz SWT:Auto</p>	 <p>Site : 03CH12-HY Condition : PEAK_74 3m HORN_9120D_1328 HORIZONTAL : RBW:1000.000kHz VBW:3000.000kHz SWT:Auto</p>
Avg.	 <p>Site : 03CH12-HY Condition : AVG_BE_54 3m HORN_9120D_1328 HORIZONTAL : RBW:1000.000kHz VBW:0.010kHz SWT:Auto</p>	 <p>Site : 03CH12-HY Condition : AVG_54 3m HORN_9120D_1328 HORIZONTAL : RBW:1000.000kHz VBW:0.010kHz SWT:Auto</p>



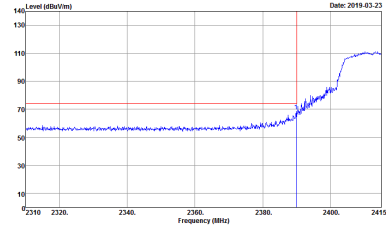
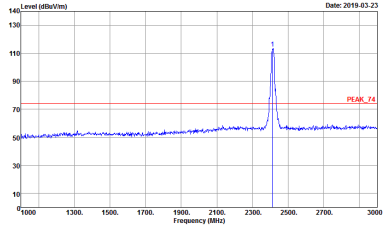
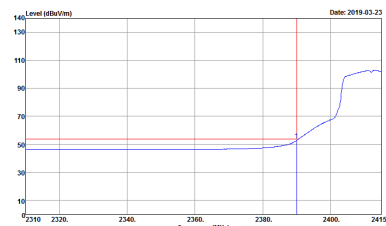
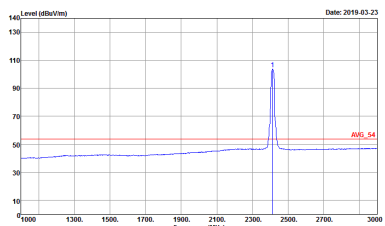
WIFI	2.4GHz 2400~2483.5MHz Band Edge @ 3m	
ANT	802.11b CH13 2472MHz	
1	Vertical	Fundamental
Peak	 <p>Date: 2019-01-01</p> <p>Site : 03CH12-HY Condition : PEAK_BE_74 3m HORN_9120D_1328 VERTICAL : RBW:1000.000kHz VBW:3000.000kHz SWT:Auto</p>	 <p>Date: 2019-01-01</p> <p>Site : 03CH12-HY Condition : PEAK_74 3m HORN_9120D_1328 VERTICAL : RBW:1000.000kHz VBW:3000.000kHz SWT:Auto</p>
Avg.	 <p>Date: 2019-01-01</p> <p>Site : 03CH12-HY Condition : AVG_BE_54 3m HORN_9120D_1328 VERTICAL : RBW:1000.000kHz VBW:0.010kHz SWT:Auto</p>	 <p>Date: 2019-01-01</p> <p>Site : 03CH12-HY Condition : AVG_54 3m HORN_9120D_1328 VERTICAL : RBW:1000.000kHz VBW:0.010kHz SWT:Auto</p>



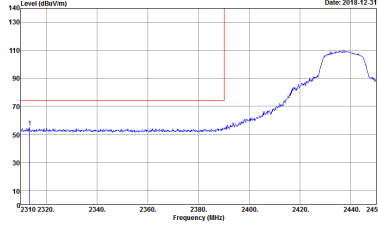
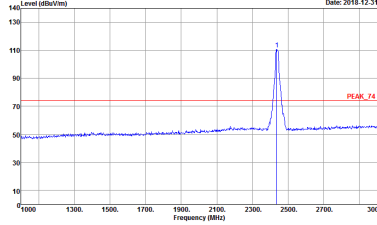
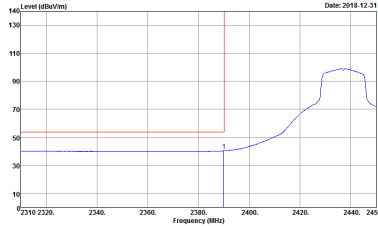
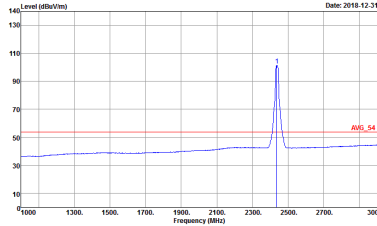
2.4GHz 2400~2483.5MHz
 WIFI 802.11g (Band Edge @ 3m)

WIFI	2.4GHz 2400~2483.5MHz Band Edge @ 3m	
ANT	802.11g CH01 2412MHz	
1	Horizontal	Fundamental
Peak	 <p>Site : 03CH12-HY Condition : PEAK_BE_74 3m HORN_91200_1328 HORIZONTAL : RBW:3000.000kHz VBW:3000.000kHz SWT:Auto</p>	 <p>Site : 03CH12-HY Condition : PEAK_74 3m HORN_91200_1328 HORIZONTAL : RBW:3000.000kHz VBW:3000.000kHz SWT:Auto</p>
Avg.	 <p>Site : 03CH12-HY Condition : AVG_BE_54 3m HORN_91200_1328 HORIZONTAL : RBW:3000.000kHz VBW:0.010kHz SWT:Auto</p>	 <p>Site : 03CH12-HY Condition : AVG_54 3m HORN_91200_1328 HORIZONTAL : RBW:3000.000kHz VBW:0.010kHz SWT:Auto</p>



WIFI	2.4GHz 2400~2483.5MHz Band Edge @ 3m	
ANT	802.11g CH01 2412MHz	
1	Vertical	Fundamental
Peak	 <p>Site Condition : 03CH12-HY : PEAK_BE_74 3m HORN_9120D_1328 VERTICAL : RBW:1000.000kHz VBW:3000.000kHz SWT:Auto</p>	 <p>Site Condition : 03CH12-HY : PEAK_74 3m HORN_9120D_1328 VERTICAL : RBW:1000.000kHz VBW:3000.000kHz SWT:Auto</p>
Avg.	 <p>Site Condition : 03CH12-HY : AVG_BE_54 3m HORN_9120D_1328 VERTICAL : RBW:1000.000kHz VBW:0.010kHz SWT:Auto</p>	 <p>Site Condition : 03CH12-HY : AVG_54 3m HORN_9120D_1328 VERTICAL : RBW:1000.000kHz VBW:0.010kHz SWT:Auto</p>

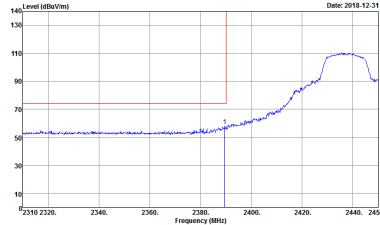
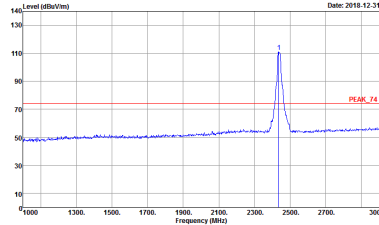
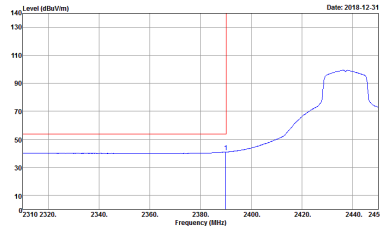
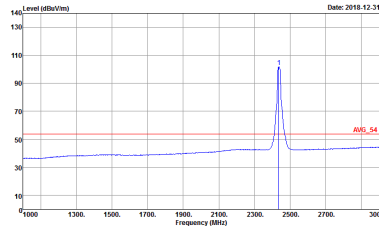


WIFI	2.4GHz 2400~2483.5MHz Band Edge @ 3m	
ANT	802.11g CH06 2437MHz - L	
1	Horizontal	Fundamental
Peak	 <p>Date: 2018-12-31</p> <p>Site Condition : 03CH12-HY : PEAK_BE_74 3m HORN_9120D_1328 HORIZONTAL : RBW:1000.000kHz VBW:3000.000kHz SWT:Auto</p>	 <p>Date: 2018-12-31</p> <p>Site Condition : 03CH12-HY : PEAK_74 3m HORN_9120D_1328 HORIZONTAL : RBW:1000.000kHz VBW:3000.000kHz SWT:Auto</p>
Avg.	 <p>Date: 2018-12-31</p> <p>Site Condition : 03CH12-HY : AVG_BE_54 3m HORN_9120D_1328 HORIZONTAL : RBW:1000.000kHz VBW:0.010kHz SWT:Auto</p>	 <p>Date: 2018-12-31</p> <p>Site Condition : 03CH12-HY : AVG_54 3m HORN_9120D_1328 HORIZONTAL : RBW:1000.000kHz VBW:0.010kHz SWT:Auto</p>



WIFI	2.4GHz 2400~2483.5MHz Band Edge @ 3m	
ANT	802.11g CH06 2437MHz - R	
1	Horizontal	Fundamental
Peak	<p>Site : 03CH2-HY Condition : PEAK_BE_74 3m HORN_91200_1328 HORIZONTAL : RBW:1000.000kHz VBW:3000.000kHz SWT:Auto</p>	Left blank
Avg.	<p>Site : 03CH2-HY Condition : AVG_BE_54 3m HORN_91200_1328 HORIZONTAL : RBW:1000.000kHz VBW:0.010kHz SWT:Auto</p>	Left blank



WIFI	2.4GHz 2400~2483.5MHz Band Edge @ 3m	
ANT	802.11g CH06 2437MHz - L	
1	Vertical	Fundamental
Peak	 <p>Date: 2018-12-31</p> <p>Site : 03CH12-HY Condition : PEAK_BE_74 3m HORN_9120D_1328 VERTICAL : RBW:1000.000kHz VBW:3000.000kHz SWT:Auto</p>	 <p>Date: 2018-12-31</p> <p>Site : 03CH12-HY Condition : PEAK_74 3m HORN_9120D_1328 VERTICAL : RBW:1000.000kHz VBW:3000.000kHz SWT:Auto</p>
Avg.	 <p>Date: 2018-12-31</p> <p>Site : 03CH12-HY Condition : AVG_BE_54 3m HORN_9120D_1328 VERTICAL : RBW:1000.000kHz VBW:0.010kHz SWT:Auto</p>	 <p>Date: 2018-12-31</p> <p>Site : 03CH12-HY Condition : AVG_54 3m HORN_9120D_1328 VERTICAL : RBW:1000.000kHz VBW:0.010kHz SWT:Auto</p>

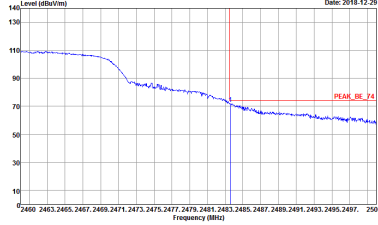
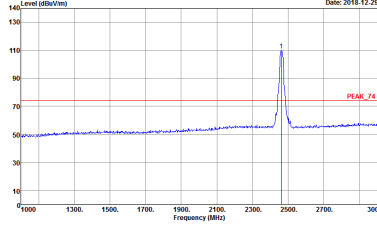
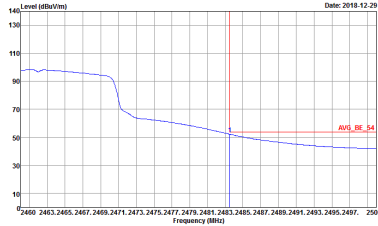
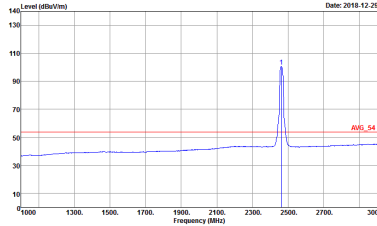


WIFI	2.4GHz 2400~2483.5MHz Band Edge @ 3m	
ANT	802.11g CH06 2437MHz - R	
1	Vertical	Fundamental
Peak	<p>Site : 03CH2-HY Condition : PEAK_BE_74 3m HORN_91200_1328 VERTICAL : RBW:1000.000kHz VBW:3000.000kHz SWT:Auto</p>	Left Blank
Avg.	<p>Site : 03CH2-HY Condition : AVG_BE_54 3m HORN_91200_1328 VERTICAL : RBW:1000.000kHz VBW:0.010kHz SWT:Auto</p>	Left Blank



WIFI	2.4GHz 2400~2483.5MHz Band Edge @ 3m	
ANT	802.11g CH11 2462MHz	
1	Horizontal	Fundamental
Peak	<p>Site : 03CH12-HY Condition : PEAK_BE_74 3m HORN_9120D_1328 HORIZONTAL : RBW:1000.000kHz VBW:3000.000kHz SWT:Auto</p>	<p>Site : 03CH12-HY Condition : PEAK_74 3m HORN_9120D_1328 HORIZONTAL : RBW:1000.000kHz VBW:3000.000kHz SWT:Auto</p>
Avg.	<p>Site : 03CH12-HY Condition : AVG_BE_54 3m HORN_9120D_1328 HORIZONTAL : RBW:1000.000kHz VBW:0.010kHz SWT:Auto</p>	<p>Site : 03CH12-HY Condition : AVG_54 3m HORN_9120D_1328 HORIZONTAL : RBW:1000.000kHz VBW:0.010kHz SWT:Auto</p>

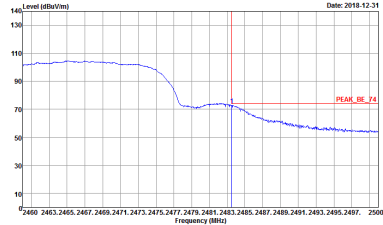
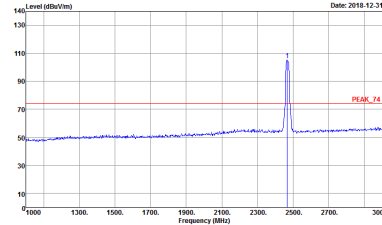
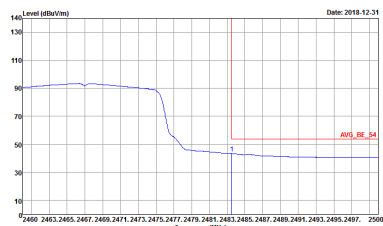
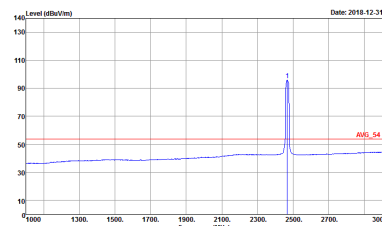


WIFI	2.4GHz 2400~2483.5MHz Band Edge @ 3m	
ANT	802.11g CH11 2462MHz	
1	Vertical	Fundamental
Peak	 <p>Date: 2018-12-29</p> <p>Site Condition : 03CH12-HY : PEAK_BE_74 3m HORN_9120D_1328 VERTICAL : RBW:1000.000kHz VBW:3000.000kHz SWT:Auto</p>	 <p>Date: 2018-12-29</p> <p>Site Condition : 03CH12-HY : PEAK_74 3m HORN_9120D_1328 VERTICAL : RBW:1000.000kHz VBW:3000.000kHz SWT:Auto</p>
Avg.	 <p>Date: 2018-12-29</p> <p>Site Condition : 03CH12-HY : AVG_BE_54 3m HORN_9120D_1328 VERTICAL : RBW:1000.000kHz VBW:0.010kHz SWT:Auto</p>	 <p>Date: 2018-12-29</p> <p>Site Condition : 03CH12-HY : AVG_54 3m HORN_9120D_1328 VERTICAL : RBW:1000.000kHz VBW:0.010kHz SWT:Auto</p>

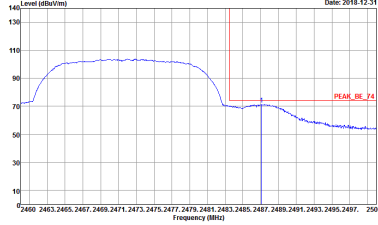
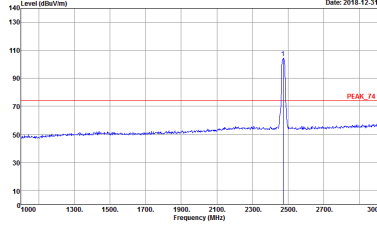
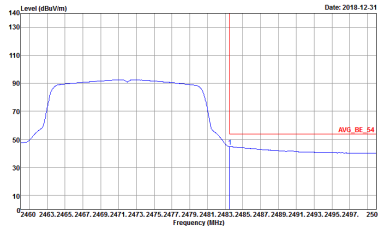
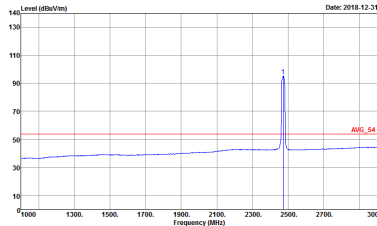


WIFI	2.4GHz 2400~2483.5MHz Band Edge @ 3m	
ANT	802.11g CH12 2467MHz	
1	Horizontal	Fundamental
Peak	<p>Site : 03CH12-HY Condition : PEAK_BE_74 3m HORN_9120D_1328 HORIZONTAL : RBW:1000.000kHz VBW:3000.000kHz SWT:Auto</p>	<p>Site : 03CH12-HY Condition : PEAK_74 3m HORN_9120D_1328 HORIZONTAL : RBW:1000.000kHz VBW:3000.000kHz SWT:Auto</p>
Avg.	<p>Site : 03CH12-HY Condition : AVG_BE_54 3m HORN_9120D_1328 HORIZONTAL : RBW:1000.000kHz VBW:0.010kHz SWT:Auto</p>	<p>Site : 03CH12-HY Condition : AVG_54 3m HORN_9120D_1328 HORIZONTAL : RBW:1000.000kHz VBW:0.010kHz SWT:Auto</p>

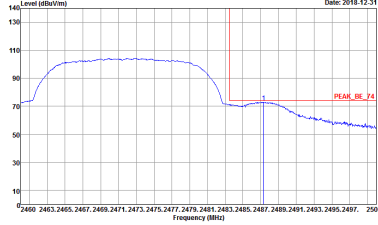
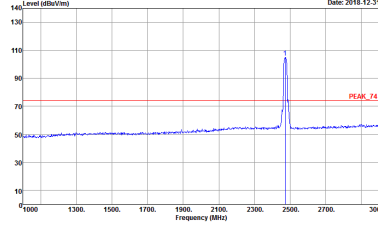
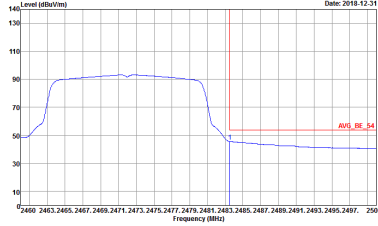
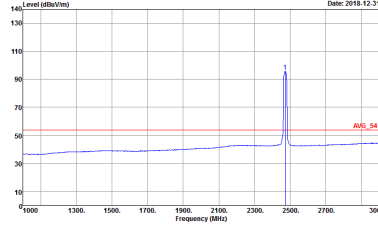


WIFI	2.4GHz 2400~2483.5MHz Band Edge @ 3m	
ANT	802.11g CH12 2467MHz	
1	Vertical	Fundamental
Peak	 <p>Site : 03CH12-HY Condition : PEAK_BE_74 3m HORN_9120D_1328 VERTICAL : RBW:1000.000kHz VBW:3000.000kHz SWT:Auto</p>	 <p>Site : 03CH12-HY Condition : PEAK_74 3m HORN_9120D_1328 VERTICAL : RBW:1000.000kHz VBW:3000.000kHz SWT:Auto</p>
Avg.	 <p>Site : 03CH12-HY Condition : AVG_BE_54 3m HORN_9120D_1328 VERTICAL : RBW:1000.000kHz VBW:0.010kHz SWT:Auto</p>	 <p>Site : 03CH12-HY Condition : AVG_54 3m HORN_9120D_1328 VERTICAL : RBW:1000.000kHz VBW:0.010kHz SWT:Auto</p>



WIFI	2.4GHz 2400~2483.5MHz Band Edge @ 3m	
ANT	802.11g CH13 2472MHz	
1	Horizontal	Fundamental
Peak	 <p>Date: 2018-12-31</p> <p>Site : 03CH12-HY Condition : PEAK_BE_74 3m HORN_9120D_1328 HORIZONTAL : RBW:1000.000kHz VBW:3000.000kHz SWT:Auto</p>	 <p>Date: 2018-12-31</p> <p>Site : 03CH12-HY Condition : PEAK_74 3m HORN_9120D_1328 HORIZONTAL : RBW:1000.000kHz VBW:3000.000kHz SWT:Auto</p>
Avg.	 <p>Date: 2018-12-31</p> <p>Site : 03CH12-HY Condition : AVG_BE_54 3m HORN_9120D_1328 HORIZONTAL : RBW:1000.000kHz VBW:0.010kHz SWT:Auto</p>	 <p>Date: 2018-12-31</p> <p>Site : 03CH12-HY Condition : AVG_54 3m HORN_9120D_1328 HORIZONTAL : RBW:1000.000kHz VBW:0.010kHz SWT:Auto</p>



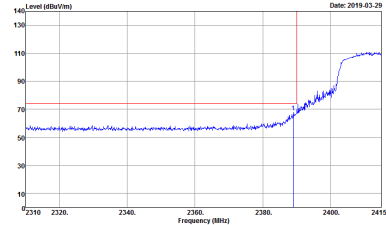
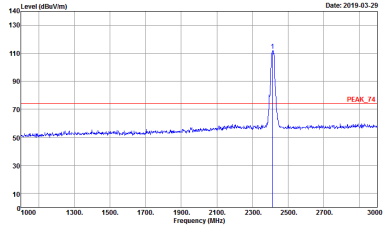
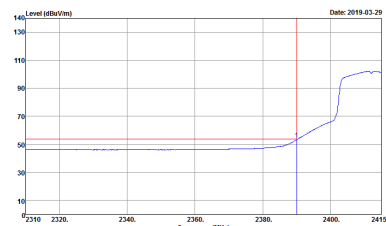
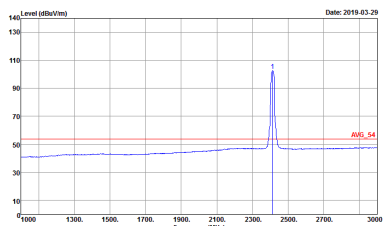
WIFI	2.4GHz 2400~2483.5MHz Band Edge @ 3m	
ANT	802.11g CH13 2472MHz	
1	Vertical	Fundamental
Peak	 <p>Date: 2018-12-31</p> <p>Site : 03CH12-HY Condition : PEAK_BE_74 3m HORN_9120D_1328 VERTICAL : RBW:1000.000kHz VBW:3000.000kHz SWT:Auto</p>	 <p>Date: 2018-12-31</p> <p>Site : 03CH12-HY Condition : PEAK_74 3m HORN_9120D_1328 VERTICAL : RBW:1000.000kHz VBW:3000.000kHz SWT:Auto</p>
Avg.	 <p>Date: 2018-12-31</p> <p>Site : 03CH12-HY Condition : AVG_BE_54 3m HORN_9120D_1328 VERTICAL : RBW:1000.000kHz VBW:0.010kHz SWT:Auto</p>	 <p>Date: 2018-12-31</p> <p>Site : 03CH12-HY Condition : AVG_54 3m HORN_9120D_1328 VERTICAL : RBW:1000.000kHz VBW:0.010kHz SWT:Auto</p>



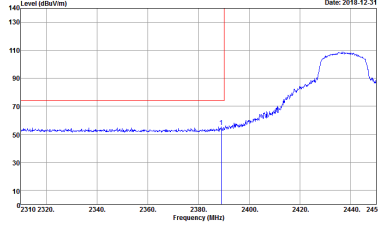
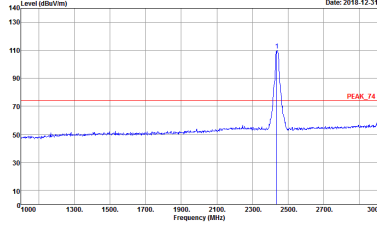
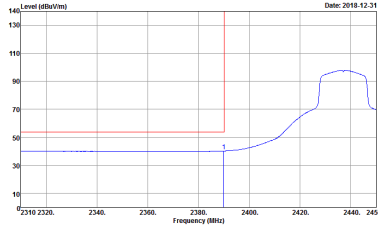
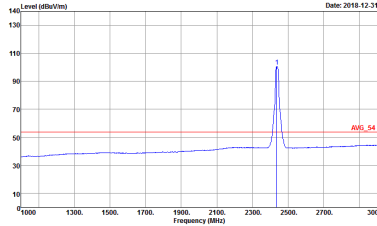
2.4GHz 2400~2483.5MHz
 WIFI 802.11n HT20 (Band Edge @ 3m)

WIFI	2.4GHz 2400~2483.5MHz Band Edge @ 3m	
ANT	802.11n HT20 CH01 2412MHz	
1	Horizontal	Fundamental
Peak	<p>Site : 03CH12-HY Condition : PEAK_BE_74 3m HORN_91200_1328 HORIZONTAL : RBW:3000.000kHz VBW:3000.000kHz SWT:Auto</p>	<p>Site : 03CH12-HY Condition : PEAK_74 3m HORN_91200_1328 HORIZONTAL : RBW:3000.000kHz VBW:3000.000kHz SWT:Auto</p>
Avg.	<p>Site : 03CH12-HY Condition : AVG_BE_54 3m HORN_91200_1328 HORIZONTAL : RBW:3000.000kHz VBW:0.010kHz SWT:Auto</p>	<p>Site : 03CH12-HY Condition : AVG_54 3m HORN_91200_1328 HORIZONTAL : RBW:3000.000kHz VBW:0.010kHz SWT:Auto</p>

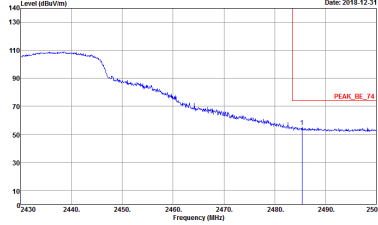
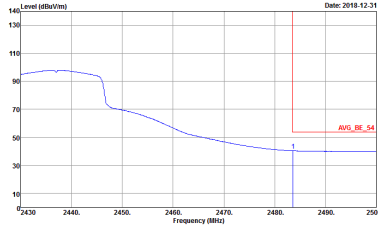


WIFI	2.4GHz 2400~2483.5MHz Band Edge @ 3m	
ANT	802.11n HT20 CH01 2412MHz	
1	Vertical	Fundamental
Peak	 <p>Site Condition : 03CH12-HY : PEAK_BE_74 3m HORN_9120D_1328 VERTICAL : RBW:1000.000kHz VBW:3000.000kHz SWT:Auto</p>	 <p>Site Condition : 03CH12-HY : PEAK_74 3m HORN_9120D_1328 VERTICAL : RBW:1000.000kHz VBW:3000.000kHz SWT:Auto</p>
Avg.	 <p>Site Condition : 03CH12-HY : AVG_BE_54 3m HORN_9120D_1328 VERTICAL : RBW:1000.000kHz VBW:0.010kHz SWT:Auto</p>	 <p>Site Condition : 03CH12-HY : AVG_54 3m HORN_9120D_1328 VERTICAL : RBW:1000.000kHz VBW:0.010kHz SWT:Auto</p>

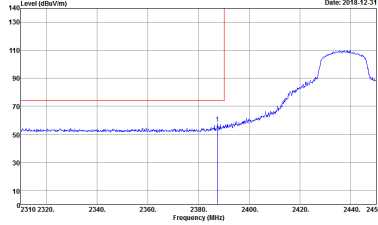
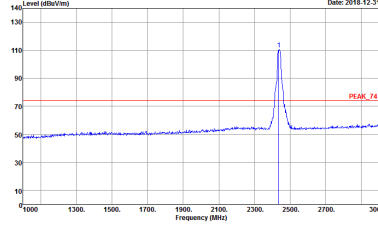
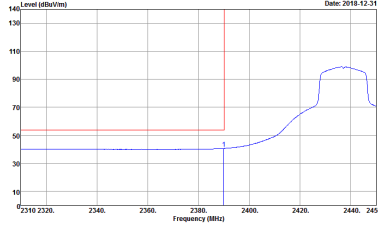
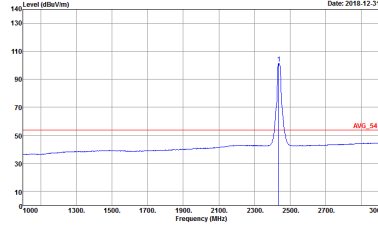


WIFI	2.4GHz 2400~2483.5MHz Band Edge @ 3m	
ANT	802.11n HT20 CH06 2437MHz - L	
1	Horizontal	Fundamental
Peak	 <p>Date: 2018-12-31</p> <p>Site : 03CH12-HY Condition : PEAK_BE_74 3m HORN_9120D_1328 HORIZONTAL : RBW:1000.000kHz VBW:3000.000kHz SWT:Auto</p>	 <p>Date: 2018-12-31</p> <p>Site : 03CH12-HY Condition : PEAK_74 3m HORN_9120D_1328 HORIZONTAL : RBW:1000.000kHz VBW:3000.000kHz SWT:Auto</p>
Avg.	 <p>Date: 2018-12-31</p> <p>Site : 03CH12-HY Condition : AVG_BE_54 3m HORN_9120D_1328 HORIZONTAL : RBW:1000.000kHz VBW:0.010kHz SWT:Auto</p>	 <p>Date: 2018-12-31</p> <p>Site : 03CH12-HY Condition : AVG_54 3m HORN_9120D_1328 HORIZONTAL : RBW:1000.000kHz VBW:0.010kHz SWT:Auto</p>



WIFI	2.4GHz 2400~2483.5MHz Band Edge @ 3m	
ANT	802.11n HT20 CH06 2437MHz - R	
1	Horizontal	Fundamental
Peak	 <p>Site : 03CH2-HY Condition : PEAK_BE_74 3m HORN_91200_1328 HORIZONTAL : RBW:1000.000kHz VBW:3000.000kHz SWT:Auto</p>	Left blank
Avg.	 <p>Site : 03CH2-HY Condition : AVG_BE_54 3m HORN_91200_1328 HORIZONTAL : RBW:1000.000kHz VBW:0.010kHz SWT:Auto</p>	Left blank

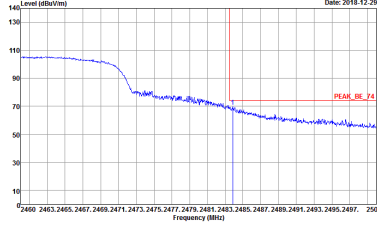
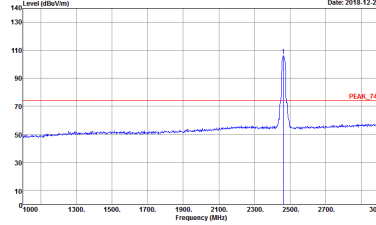
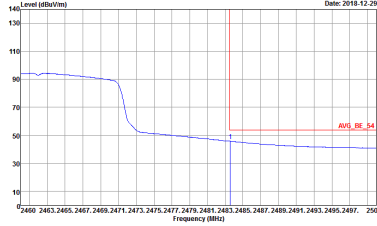
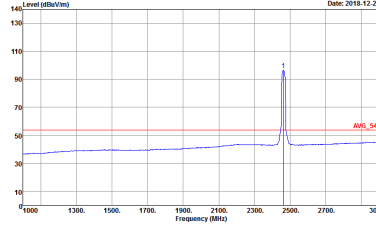


WIFI	2.4GHz 2400~2483.5MHz Band Edge @ 3m	
ANT	802.11n HT20 CH06 2437MHz - L	
1	Vertical	Fundamental
Peak	 <p>Date: 2018-12-31</p> <p>Site : 03CH12-HY Condition : PEAK_BE_74 3m HORN_9120D_1328 VERTICAL : RBW:1000.000kHz VBW:3000.000kHz SWT:Auto</p>	 <p>Date: 2018-12-31</p> <p>Site : 03CH12-HY Condition : PEAK_74 3m HORN_9120D_1328 VERTICAL : RBW:1000.000kHz VBW:3000.000kHz SWT:Auto</p>
Avg.	 <p>Date: 2018-12-31</p> <p>Site : 03CH12-HY Condition : AVG_BE_54 3m HORN_9120D_1328 VERTICAL : RBW:1000.000kHz VBW:0.010kHz SWT:Auto</p>	 <p>Date: 2018-12-31</p> <p>Site : 03CH12-HY Condition : AVG_54 3m HORN_9120D_1328 VERTICAL : RBW:1000.000kHz VBW:0.010kHz SWT:Auto</p>

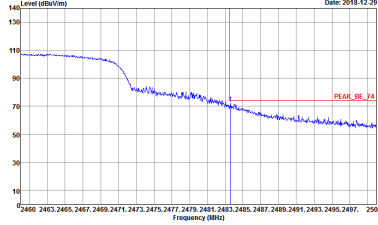
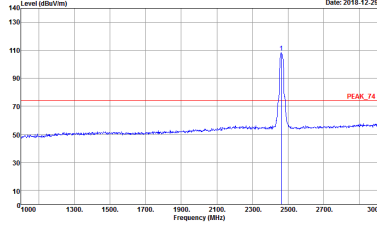
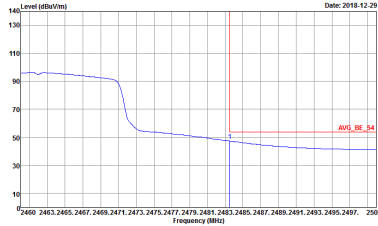
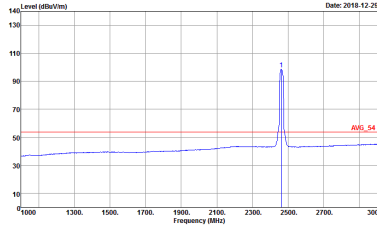


WIFI	2.4GHz 2400~2483.5MHz Band Edge @ 3m	
ANT	802.11n HT20 CH06 2437MHz - R	
1	Vertical	Fundamental
Peak		Left Blank
Avg.		Left Blank

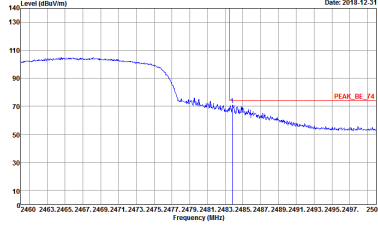
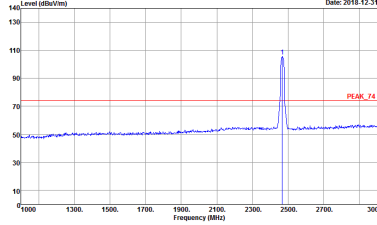
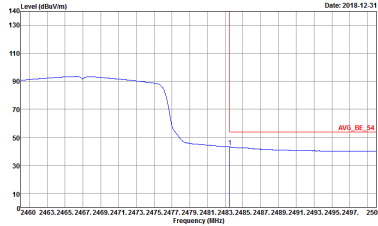
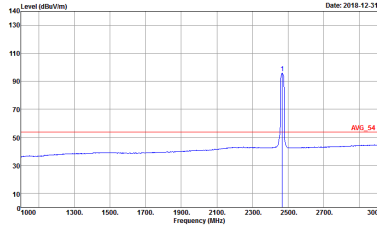


WIFI	2.4GHz 2400~2483.5MHz Band Edge @ 3m	
ANT	802.11n HT20 CH11 2462MHz	
1	Horizontal	Fundamental
Peak	 <p>Date: 2018-12-29</p> <p>Site : 03CH12-HY Condition : PEAK_BE_74 3m HORN_9120D_1328 HORIZONTAL : RBW:1000.000kHz VBW:3000.000kHz SWT:Auto</p>	 <p>Date: 2018-12-29</p> <p>Site : 03CH12-HY Condition : PEAK_74 3m HORN_9120D_1328 HORIZONTAL : RBW:1000.000kHz VBW:3000.000kHz SWT:Auto</p>
Avg.	 <p>Date: 2018-12-29</p> <p>Site : 03CH12-HY Condition : AVG_BE_54 3m HORN_9120D_1328 HORIZONTAL : RBW:1000.000kHz VBW:0.010kHz SWT:Auto</p>	 <p>Date: 2018-12-29</p> <p>Site : 03CH12-HY Condition : AVG_54 3m HORN_9120D_1328 HORIZONTAL : RBW:1000.000kHz VBW:0.010kHz SWT:Auto</p>

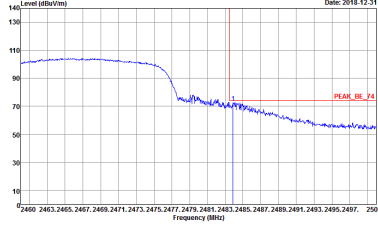
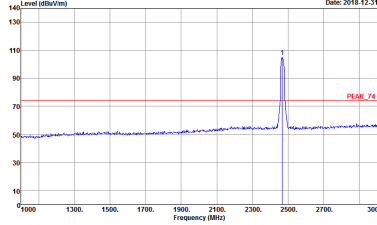
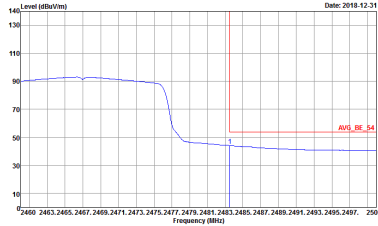
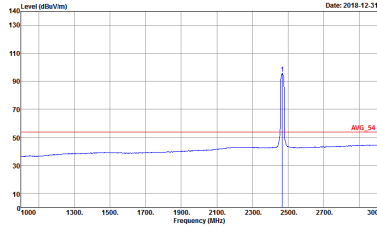


WIFI	2.4GHz 2400~2483.5MHz Fundamental @ 3m	
ANT	802.11n HT20 CH11 2462MHz	
1	Vertical	Fundamental
Peak	 <p>Date: 2018-12-29</p> <p>Site Condition : 03CH12-HY : PEAK_BE_74 3m HORN_9120D_1328 VERTICAL : RBW:1000.000kHz VBW:3000.000kHz SWT:Auto</p>	 <p>Date: 2018-12-29</p> <p>Site Condition : 03CH12-HY : PEAK_74 3m HORN_9120D_1328 VERTICAL : RBW:1000.000kHz VBW:3000.000kHz SWT:Auto</p>
Avg.	 <p>Date: 2018-12-29</p> <p>Site Condition : 03CH12-HY : AVG_BE_54 3m HORN_9120D_1328 VERTICAL : RBW:1000.000kHz VBW:0.010kHz SWT:Auto</p>	 <p>Date: 2018-12-29</p> <p>Site Condition : 03CH12-HY : AVG_54 3m HORN_9120D_1328 VERTICAL : RBW:1000.000kHz VBW:0.010kHz SWT:Auto</p>

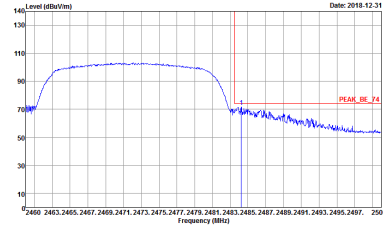
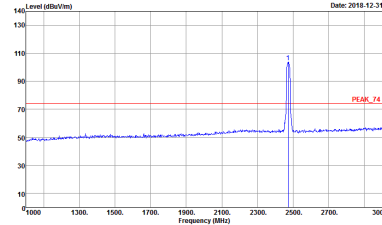
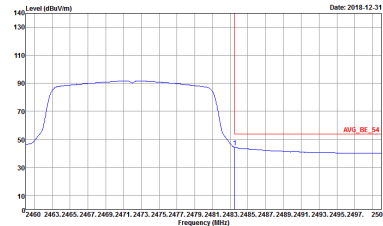
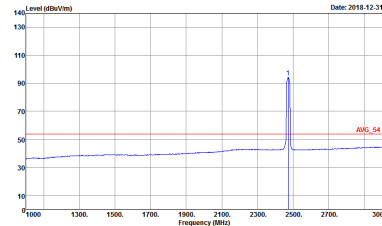


WIFI	2.4GHz 2400~2483.5MHz Band Edge @ 3m	
ANT	802.11n HT20 CH12 2467MHz	
1	Horizontal	Fundamental
Peak	 <p>Date: 2018-12-31</p> <p>Site : 03CH12-HY Condition : PEAK_BE_74 3m HORN_9120D_1328 HORIZONTAL : RBW:1000.000kHz VBW:3000.000kHz SWT:Auto</p>	 <p>Date: 2018-12-31</p> <p>Site : 03CH12-HY Condition : PEAK_74 3m HORN_9120D_1328 HORIZONTAL : RBW:1000.000kHz VBW:3000.000kHz SWT:Auto</p>
Avg.	 <p>Date: 2018-12-31</p> <p>Site : 03CH12-HY Condition : AVG_BE_54 3m HORN_9120D_1328 HORIZONTAL : RBW:1000.000kHz VBW:0.010kHz SWT:Auto</p>	 <p>Date: 2018-12-31</p> <p>Site : 03CH12-HY Condition : AVG_54 3m HORN_9120D_1328 HORIZONTAL : RBW:1000.000kHz VBW:0.010kHz SWT:Auto</p>

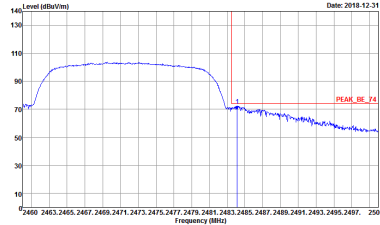
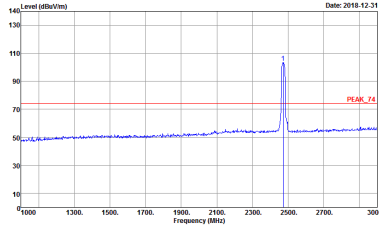
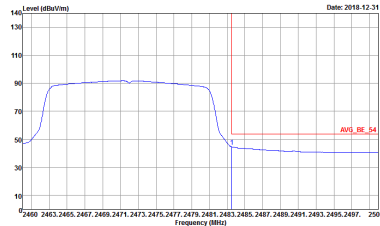
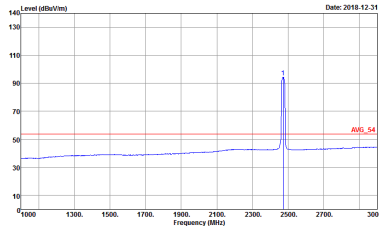


WIFI	2.4GHz 2400~2483.5MHz Band Edge @ 3m	
ANT	802.11n HT20 CH12 2467MHz	
1	Vertical	Fundamental
Peak	 <p>Date: 2018-12-31</p> <p>Site : 03CH12-HY Condition : PEAK_BE_74 3m HORN_9120D_1328 VERTICAL : RBW:1000.000kHz VBW:3000.000kHz SWT:Auto</p>	 <p>Date: 2018-12-31</p> <p>Site : 03CH12-HY Condition : PEAK_74 3m HORN_9120D_1328 VERTICAL : RBW:1000.000kHz VBW:3000.000kHz SWT:Auto</p>
Avg.	 <p>Date: 2018-12-31</p> <p>Site : 03CH12-HY Condition : AVG_BE_54 3m HORN_9120D_1328 VERTICAL : RBW:1000.000kHz VBW:0.010kHz SWT:Auto</p>	 <p>Date: 2018-12-31</p> <p>Site : 03CH12-HY Condition : AVG_54 3m HORN_9120D_1328 VERTICAL : RBW:1000.000kHz VBW:0.010kHz SWT:Auto</p>



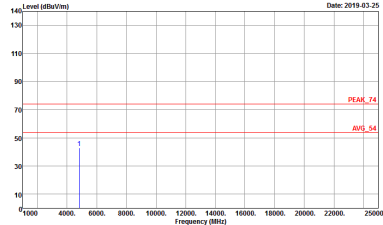
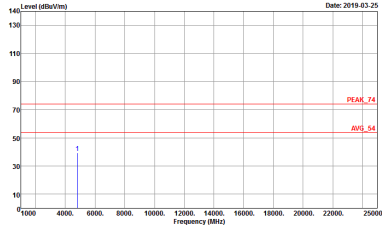
WIFI	2.4GHz 2400~2483.5MHz Band Edge @ 3m	
ANT	802.11n HT20 CH13 2472MHz	
1	Horizontal	Fundamental
Peak	 <p>Date: 2018-12-31</p> <p>Site : 03CH12-HY Condition : PEAK_BE_74 3m HORN_9120D_1328 HORIZONTAL : RBW:1000.000kHz VBW:3000.000kHz SWT:Auto</p>	 <p>Date: 2018-12-31</p> <p>Site : 03CH12-HY Condition : PEAK_74 3m HORN_9120D_1328 HORIZONTAL : RBW:1000.000kHz VBW:3000.000kHz SWT:Auto</p>
Avg.	 <p>Date: 2018-12-31</p> <p>Site : 03CH12-HY Condition : AVG_BE_54 3m HORN_9120D_1328 HORIZONTAL : RBW:1000.000kHz VBW:0.010kHz SWT:Auto</p>	 <p>Date: 2018-12-31</p> <p>Site : 03CH12-HY Condition : AVG_54 3m HORN_9120D_1328 HORIZONTAL : RBW:1000.000kHz VBW:0.010kHz SWT:Auto</p>



WIFI	2.4GHz 2400~2483.5MHz Band Edge @ 3m	
ANT	802.11n HT20 CH13 2472MHz	
1	Vertical	Fundamental
Peak	 <p>Site : 03CH12-HY Condition : PEAK_BE_74 3m HORN_9120D_1328 VERTICAL : RBW:1000.000kHz VBW:3000.000kHz SWT:Auto</p>	 <p>Site : 03CH12-HY Condition : PEAK_74 3m HORN_9120D_1328 VERTICAL : RBW:1000.000kHz VBW:3000.000kHz SWT:Auto</p>
Avg.	 <p>Site : 03CH12-HY Condition : AVG_BE_54 3m HORN_9120D_1328 VERTICAL : RBW:1000.000kHz VBW:0.010kHz SWT:Auto</p>	 <p>Site : 03CH12-HY Condition : AVG_54 3m HORN_9120D_1328 VERTICAL : RBW:1000.000kHz VBW:0.010kHz SWT:Auto</p>



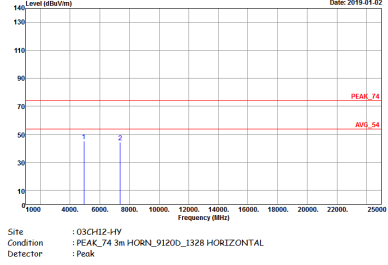
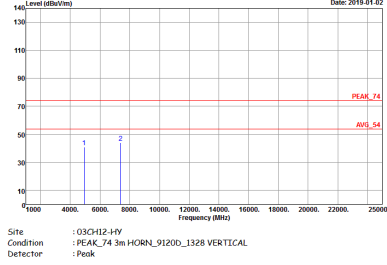
2.4GHz 2400~2483.5MHz
WIFI 802.11b (Harmonic @ 3m)

WIFI	2.4GHz 2400~2483.5MHz Harmonic @ 3m	
ANT	802.11b CH01 2412MHz	
1	Horizontal	Vertical
<p>Peak</p> <p>Avg.</p>	 <p>Site : 03CH12-HY Condition : PEAK_74 3m HORN_9120D_1328 HORIZONTAL Detector : Peak</p>	 <p>Site : 03CH12-HY Condition : PEAK_74 3m HORN_9120D_1328 VERTICAL Detector : Peak</p>



WIFI	2.4GHz 2400~2483.5MHz Harmonic @ 3m	
ANT	802.11b CH06 2437MHz	
1	Horizontal	Vertical
Peak Avg.	<p>Site : 03CH12-HY Condition : PEAK_74 3m HORN_9120D_1328 HORIZONTAL Detector : Peak</p>	<p>Site : 03CH12-HY Condition : PEAK_74 3m HORN_9120D_1328 VERTICAL Detector : Peak</p>

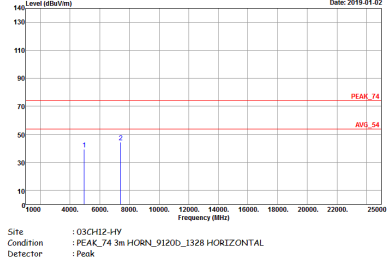
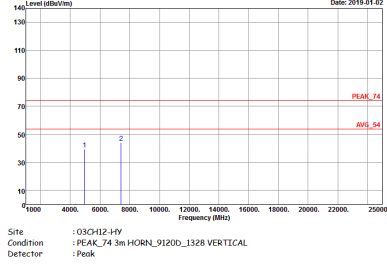


WIFI	2.4GHz 2400~2483.5MHz Harmonic @ 3m	
ANT	802.11b CH11 2462MHz	
1	Horizontal	Vertical
<p>Peak</p> <p>Avg.</p>	 <p>Site : 03CH12-HY Condition : PEAK_74 3m HORN_9120D_1328 HORIZONTAL Detector : Peak</p>	 <p>Site : 03CH12-HY Condition : PEAK_74 3m HORN_9120D_1328 VERTICAL Detector : Peak</p>



WIFI	2.4GHz 2400~2483.5MHz Harmonic @ 3m	
ANT	802.11b CH12 2467MHz	
1	Horizontal	Vertical
Peak Avg.	<p>Site : 03CH12-HY Condition : PEAK_74 3m HORN_9120D_1328 HORIZONTAL Detector : Peak</p>	<p>Site : 03CH12-HY Condition : PEAK_74 3m HORN_9120D_1328 VERTICAL Detector : Peak</p>



WIFI	2.4GHz 2400~2483.5MHz Harmonic @ 3m	
ANT	802.11b CH13 2472MHz	
1	Horizontal	Vertical
<p>Peak</p> <p>Avg.</p>	 <p>Site : 03CH12-HY Condition : PEAK_74 3m HORN_9120D_1328 HORIZONTAL Detector : Peak</p>	 <p>Site : 03CH12-HY Condition : PEAK_74 3m HORN_9120D_1328 VERTICAL Detector : Peak</p>



2.4GHz 2400~2483.5MHz
WIFI 802.11g (Harmonic @ 3m)

WIFI	2.4GHz 2400~2483.5MHz Harmonic @ 3m	
ANT	802.11g CH01 2412MHz	
1	Horizontal	Vertical
Peak Avg.	<p>Site : 03CH12-HY Condition : PEAK_74 3m HORN_9120D_1328 HORIZONTAL Detector : Peak</p>	<p>Site : 03CH12-HY Condition : PEAK_74 3m HORN_9120D_1328 VERTICAL Detector : Peak</p>



WIFI	2.4GHz 2400~2483.5MHz Harmonic @ 3m	
ANT	802.11g CH06 2437MHz	
1	Horizontal	Vertical
Peak Avg.	<p>Site : 03CH12-HY Condition : PEAK_74 3m HORN_9120D_1328 HORIZONTAL Detector : Peak</p>	<p>Site : 03CH12-HY Condition : PEAK_74 3m HORN_9120D_1328 VERTICAL Detector : Peak</p>

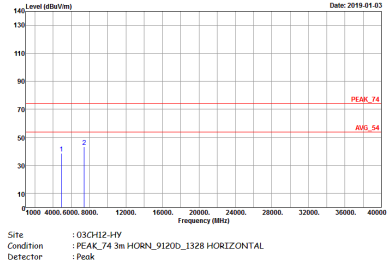
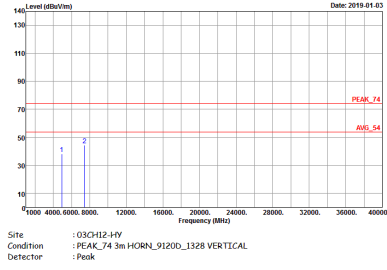


WIFI	2.4GHz 2400~2483.5MHz Harmonic @ 3m	
ANT	802.11g CH11 2462MHz	
1	Horizontal	Vertical
Peak Avg.	<p>Site : 03CH12-HY Condition : PEAK_74 3m HORN_9120D_1328 HORIZONTAL Detector : Peak</p>	<p>Site : 03CH12-HY Condition : PEAK_74 3m HORN_9120D_1328 VERTICAL Detector : Peak</p>



WIFI	2.4GHz 2400~2483.5MHz Harmonic @ 3m	
ANT	802.11g CH12 2467MHz	
1	Horizontal	Vertical
Peak Avg.	<p>Site : 03CH12-HY Condition : PEAK_74 3m HORN_9120D_1328 HORIZONTAL Detector : Peak</p>	<p>Site : 03CH12-HY Condition : PEAK_74 3m HORN_9120D_1328 VERTICAL Detector : Peak</p>



WIFI	2.4GHz 2400~2483.5MHz Harmonic @ 3m	
ANT	802.11g CH13 2472MHz	
1	Horizontal	Vertical
<p>Peak Avg.</p>	 <p>Site : 03CH12-HY Condition : PEAK_74 3m HORN_9120D_1328 HORIZONTAL Detector : Peak</p>	 <p>Site : 03CH12-HY Condition : PEAK_74 3m HORN_9120D_1328 VERTICAL Detector : Peak</p>



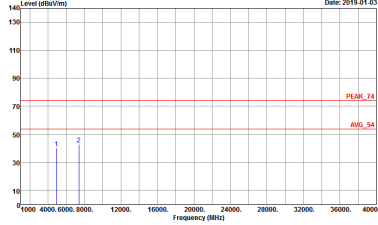
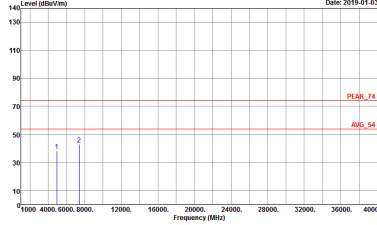
2.4GHz 2400~2483.5MHz
WIFI 802.11n HT20 (Harmonic @ 3m)

WIFI	2.4GHz 2400~2483.5MHz Harmonic @ 3m	
ANT	802.11n HT20 CH01 2412MHz	
1	Horizontal	Vertical
Peak Avg.	<p>Site : 03CH12-1HY Condition : PEAK_74 3m HORN_9120D_1328 HORIZONTAL Detector : Peak</p>	<p>Site : 03CH12-1HY Condition : PEAK_74 3m HORN_9120D_1328 VERTICAL Detector : Peak</p>



WIFI	2.4GHz 2400~2483.5MHz Harmonic @ 3m	
ANT	802.11n HT20 CH06 2437MHz	
1	Horizontal	Vertical
Peak Avg.	<p>Site : 03CH12-HY Condition : PEAK_74 3m HORN_9120D_1328 HORIZONTAL Detector : Peak</p>	<p>Site : 03CH12-HY Condition : PEAK_74 3m HORN_9120D_1328 VERTICAL Detector : Peak</p>



WIFI	2.4GHz 2400~2483.5MHz Harmonic @ 3m	
ANT	802.11n HT20 CH11 2462MHz	
1	Horizontal	Vertical
<p>Peak</p> <p>Avg.</p>	 <p>Site : 03CH12-HY Condition : PEAK_74 3m HORN_9120D_1328 HORIZONTAL Detector : Peak</p>	 <p>Site : 03CH12-HY Condition : PEAK_74 3m HORN_9120D_1328 VERTICAL Detector : Peak</p>



WIFI	2.4GHz 2400~2483.5MHz Harmonic @ 3m	
ANT	802.11n HT20 CH12 2467MHz	
1	Horizontal	Vertical
Peak Avg.	<p>Site : 03CH12-HY Condition : PEAK_74 3m HORN_9120D_1328 HORIZONTAL Detector : Peak</p>	<p>Site : 03CH12-HY Condition : PEAK_74 3m HORN_9120D_1328 VERTICAL Detector : Peak</p>



WIFI	2.4GHz 2400~2483.5MHz Harmonic @ 3m	
ANT	802.11n HT20 CH13 2472MHz	
1	Horizontal	Vertical
Peak Avg.	<p>Site : 03CH12-HY Condition : PEAK_74 3m HORN_9120D_1328 HORIZONTAL Detector : Peak</p>	<p>Site : 03CH12-HY Condition : PEAK_74 3m HORN_9120D_1328 VERTICAL Detector : Peak</p>

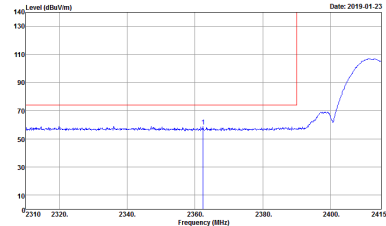
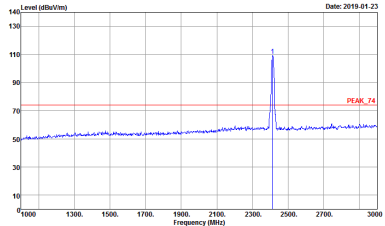
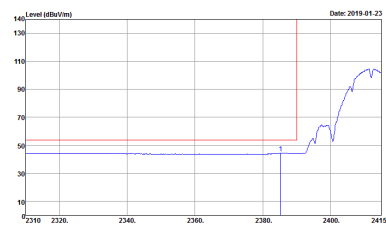
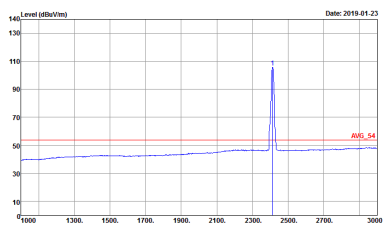


Emission below 1GHz
2.4GHz WIFI 802.11g (LF)

WIFI	2.4GHz 2400~2483.5MHz	
ANT	802.11g LF	
1	Horizontal	Vertical
QP / Peak	<p>Site : 03CH12-HY Condition : QP 3m BIL06_6111D_37059 HORIZONTAL Detector : Peak</p>	<p>Site : 03CH12-HY Condition : QP 3m BIL06_6111D_37059 VERTICAL Detector : Peak</p>



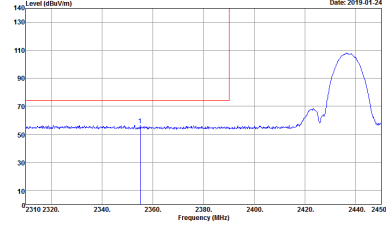
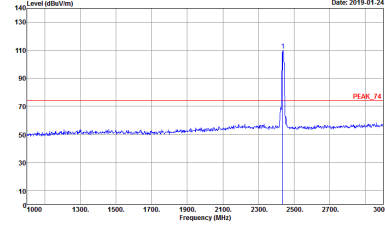
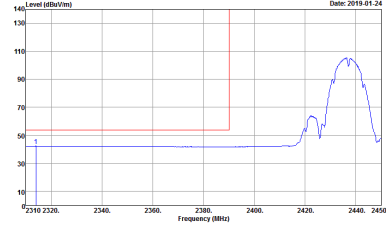
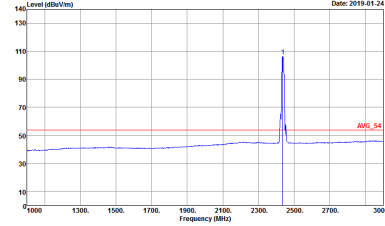
2.4GHz 2400~2483.5MHz
 WIFI 802.11b (Band Edge @ 3m)

WIFI	2.4GHz 2400~2483.5MHz Band Edge @ 3m	
ANT	802.11b CH01 2412MHz	
0+1	Horizontal	Fundamental
Peak	 <p>Site : 03CH12-HY Condition : PEAK_BE_74 3m HORN_91200_1328 HORIZONTAL : RBW:3000.000kHz VBW:3000.000kHz SWT:Auto</p>	 <p>Site : 03CH12-HY Condition : PEAK_74 3m HORN_91200_1328 HORIZONTAL : RBW:3000.000kHz VBW:3000.000kHz SWT:Auto</p>
Avg.	 <p>Site : 03CH12-HY Condition : AVG_BE_54 3m HORN_91200_1328 HORIZONTAL : RBW:3000.000kHz VBW:0.010kHz SWT:Auto</p>	 <p>Site : 03CH12-HY Condition : AVG_54 3m HORN_91200_1328 HORIZONTAL : RBW:3000.000kHz VBW:0.010kHz SWT:Auto</p>

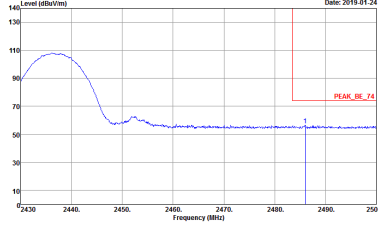
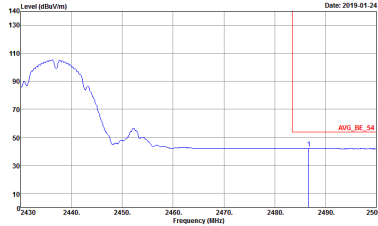


WIFI	2.4GHz 2400~2483.5MHz Band Edge @ 3m	
ANT	802.11b CH01 2412MHz	
0+1	Vertical	Fundamental
Peak	<p>Date: 2019-01-23</p> <p>Site Condition : 03CH12-HY : PEAK_BE_74 3m HORN_9120D_1328 VERTICAL : RBW:1000.000kHz VBW:3000.000kHz SWT:Auto</p>	<p>Date: 2019-01-23</p> <p>Site Condition : 03CH12-HY : PEAK_74 3m HORN_9120D_1328 VERTICAL : RBW:1000.000kHz VBW:3000.000kHz SWT:Auto</p>
Avg.	<p>Date: 2019-01-23</p> <p>Site Condition : 03CH12-HY : AVG_BE_54 3m HORN_9120D_1328 VERTICAL : RBW:1000.000kHz VBW:0.010kHz SWT:Auto</p>	<p>Date: 2019-01-23</p> <p>Site Condition : 03CH12-HY : AVG_54 3m HORN_9120D_1328 VERTICAL : RBW:1000.000kHz VBW:0.010kHz SWT:Auto</p>

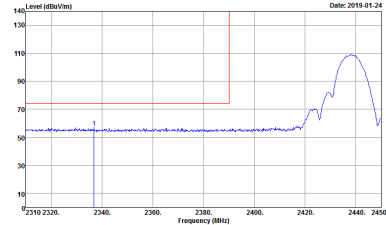
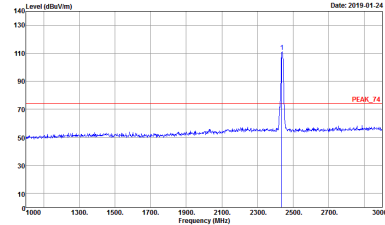
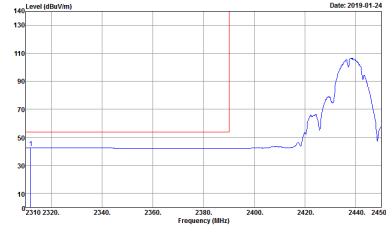
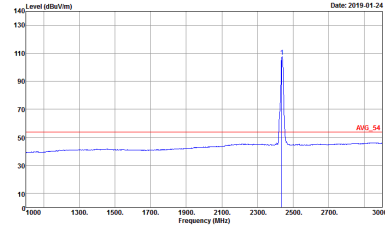


WIFI	2.4GHz 2400~2483.5MHz Band Edge @ 3m	
ANT	802.11b CH06 2437MHz - L	
0+1	Horizontal	Fundamental
Peak	 <p>Date: 2019-01-24</p> <p>Site : 03CH12-HY Condition : PEAK_BE_74 3m HORN_9120D_1328 HORIZONTAL : RBW:1000.000kHz VBW:3000.000kHz SWT:Auto</p>	 <p>Date: 2019-01-24</p> <p>Site : 03CH12-HY Condition : PEAK_74 3m HORN_9120D_1328 HORIZONTAL : RBW:1000.000kHz VBW:3000.000kHz SWT:Auto</p>
Avg.	 <p>Date: 2019-01-24</p> <p>Site : 03CH12-HY Condition : AVG_BE_54 3m HORN_9120D_1328 HORIZONTAL : RBW:1000.000kHz VBW:0.010kHz SWT:Auto</p>	 <p>Date: 2019-01-24</p> <p>Site : 03CH12-HY Condition : AVG_54 3m HORN_9120D_1328 HORIZONTAL : RBW:1000.000kHz VBW:0.010kHz SWT:Auto</p>

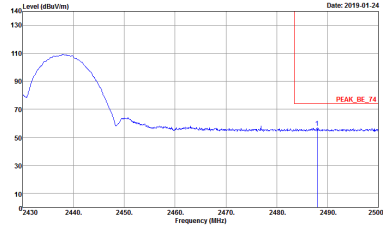
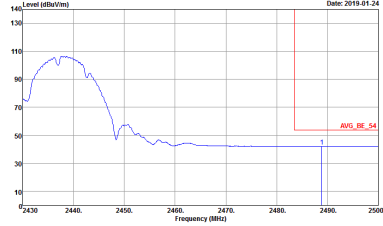


WIFI	2.4GHz 2400~2483.5MHz Band Edge @ 3m	
ANT	802.11b CH06 2437MHz - R	
0+1	Horizontal	Fundamental
Peak	 <p>Site : 03CHZ-HY Condition : PEAK_BE_74 3m HORN_91200_1328 HORIZONTAL : RBW:1000.000kHz VBW:3000.000kHz SWT:Auto</p>	Left blank
Avg.	 <p>Site : 03CHZ-HY Condition : AVG_BE_54 3m HORN_91200_1328 HORIZONTAL : RBW:1000.000kHz VBW:0.010kHz SWT:Auto</p>	Left blank

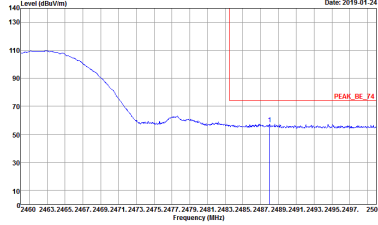
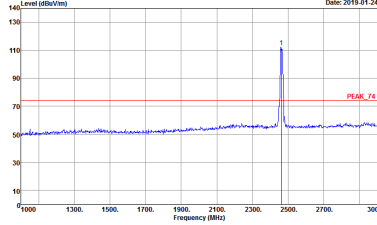
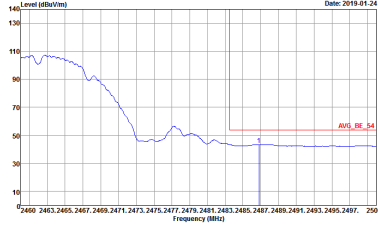
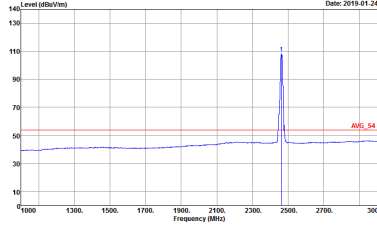


WIFI	2.4GHz 2400~2483.5MHz Band Edge @ 3m	
ANT	802.11b CH06 2437MHz - L	
0+1	Vertical	Fundamental
Peak	 <p>Date: 2019-01-24</p> <p>Site Condition : 03CH12-HY : PEAK_BE_74 3m HORN_9120D_1328 VERTICAL : RBW:1000.000kHz VBW:3000.000kHz SWT:Auto</p>	 <p>Date: 2019-01-24</p> <p>Site Condition : 03CH12-HY : PEAK_74 3m HORN_9120D_1328 VERTICAL : RBW:1000.000kHz VBW:3000.000kHz SWT:Auto</p>
Avg.	 <p>Date: 2019-01-24</p> <p>Site Condition : 03CH12-HY : AVG_BE_54 3m HORN_9120D_1328 VERTICAL : RBW:1000.000kHz VBW:0.010kHz SWT:Auto</p>	 <p>Date: 2019-01-24</p> <p>Site Condition : 03CH12-HY : AVG_54 3m HORN_9120D_1328 VERTICAL : RBW:1000.000kHz VBW:0.010kHz SWT:Auto</p>

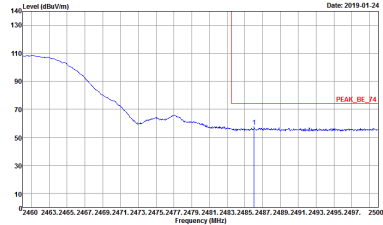
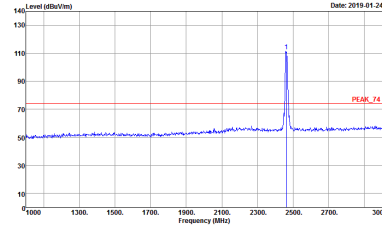
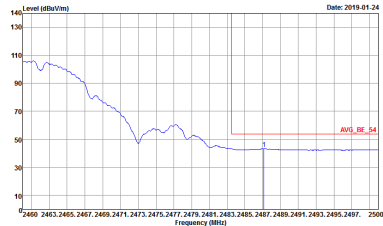
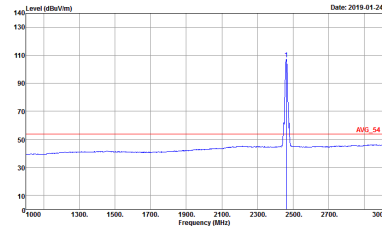


WIFI	2.4GHz 2400~2483.5MHz Band Edge @ 3m	
ANT	802.11b CH06 2437MHz - R	
0+1	Vertical	Fundamental
Peak	 <p>Site : 03CHZ-HY Condition : PEAK_BE_74 3m HORN_91200_1328 VERTICAL : RBW:1000.000kHz VBW:3000.000kHz SWT:Auto</p>	Left blank
Avg.	 <p>Site : 03CHZ-HY Condition : AVG_BE_54 3m HORN_91200_1328 VERTICAL : RBW:1000.000kHz VBW:0.010kHz SWT:Auto</p>	Left blank

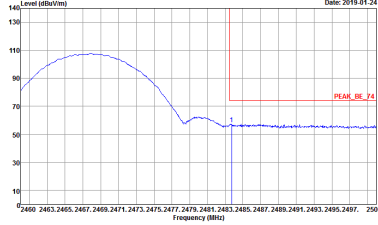
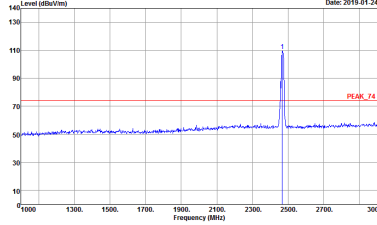
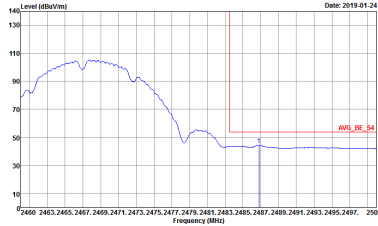
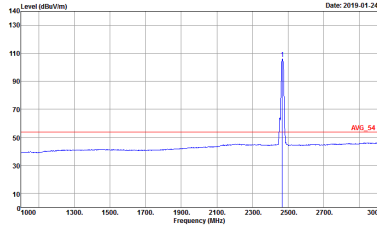


WIFI	2.4GHz 2400~2483.5MHz Band Edge @ 3m	
ANT	802.11b CH11 2462MHz	
0+1	Horizontal	Fundamental
Peak	 <p>Date: 2019-01-24</p> <p>Level (dBm/1m) vs Frequency (MHz)</p> <p>Site : 03CH12-HY Condition : PEAK_BE_74 3m HORN_9120D_1328 HORIZONTAL : RBW:1000.000kHz VBW:3000.000kHz SWT:Auto</p>	 <p>Date: 2019-01-24</p> <p>Level (dBm/1m) vs Frequency (MHz)</p> <p>Site : 03CH12-HY Condition : PEAK_74 3m HORN_9120D_1328 HORIZONTAL : RBW:1000.000kHz VBW:3000.000kHz SWT:Auto</p>
Avg.	 <p>Date: 2019-01-24</p> <p>Level (dBm/1m) vs Frequency (MHz)</p> <p>Site : 03CH12-HY Condition : AVG_BE_54 3m HORN_9120D_1328 HORIZONTAL : RBW:1000.000kHz VBW:0.010kHz SWT:Auto</p>	 <p>Date: 2019-01-24</p> <p>Level (dBm/1m) vs Frequency (MHz)</p> <p>Site : 03CH12-HY Condition : AVG_54 3m HORN_9120D_1328 HORIZONTAL : RBW:1000.000kHz VBW:0.010kHz SWT:Auto</p>

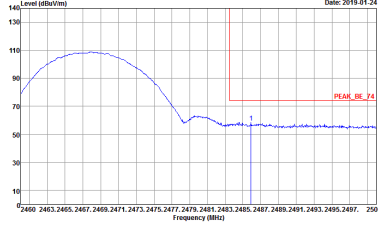
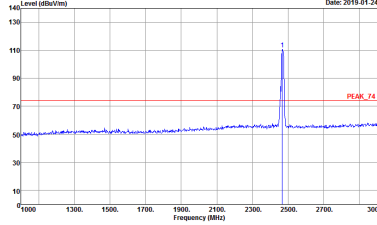
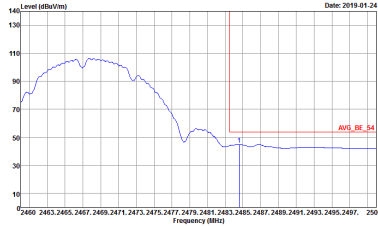
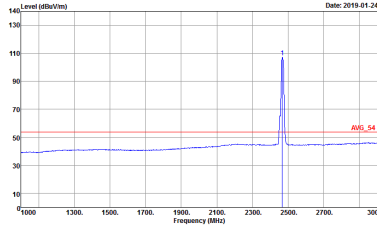


WIFI	2.4GHz 2400~2483.5MHz Band Edge @ 3m	
ANT	802.11b CH11 2462MHz	
0+1	Vertical	Fundamental
Peak	 <p>Date: 2019-01-24</p> <p>Site : 03CH12-HY Condition : PEAK_BE_74 3m HORN_9120D_1328 VERTICAL : RBW:1000.000kHz VBW:3000.000kHz SWT:Auto</p>	 <p>Date: 2019-01-24</p> <p>Site : 03CH12-HY Condition : PEAK_74 3m HORN_9120D_1328 VERTICAL : RBW:1000.000kHz VBW:3000.000kHz SWT:Auto</p>
Avg.	 <p>Date: 2019-01-24</p> <p>Site : 03CH12-HY Condition : AVG_BE_54 3m HORN_9120D_1328 VERTICAL : RBW:1000.000kHz VBW:0.010kHz SWT:Auto</p>	 <p>Date: 2019-01-24</p> <p>Site : 03CH12-HY Condition : AVG_54 3m HORN_9120D_1328 VERTICAL : RBW:1000.000kHz VBW:0.010kHz SWT:Auto</p>

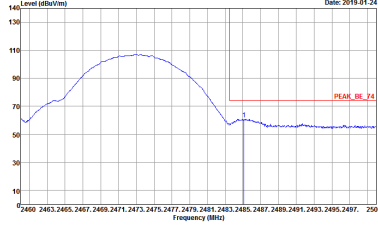
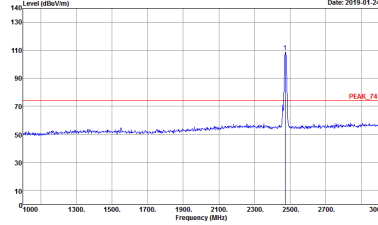
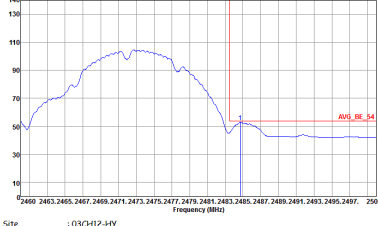
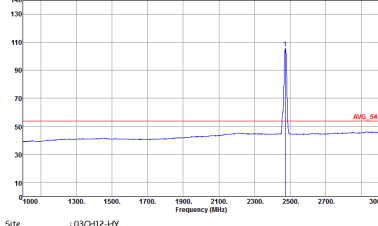


WIFI	2.4GHz 2400~2483.5MHz Band Edge @ 3m	
ANT	802.11b CH12 2467MHz	
0+1	Horizontal	Fundamental
Peak	 <p>Date: 2019-01-24</p> <p>Site : 03CH12-HY Condition : PEAK_BE_74 3m HORN_9120D_1328 HORIZONTAL : RBW:1000.000kHz VBW:3000.000kHz SWT:Auto</p>	 <p>Date: 2019-01-24</p> <p>Site : 03CH12-HY Condition : PEAK_74 3m HORN_9120D_1328 HORIZONTAL : RBW:1000.000kHz VBW:3000.000kHz SWT:Auto</p>
Avg.	 <p>Date: 2019-01-24</p> <p>Site : 03CH12-HY Condition : AVG_BE_54 3m HORN_9120D_1328 HORIZONTAL : RBW:1000.000kHz VBW:0.010kHz SWT:Auto</p>	 <p>Date: 2019-01-24</p> <p>Site : 03CH12-HY Condition : AVG_54 3m HORN_9120D_1328 HORIZONTAL : RBW:1000.000kHz VBW:0.010kHz SWT:Auto</p>

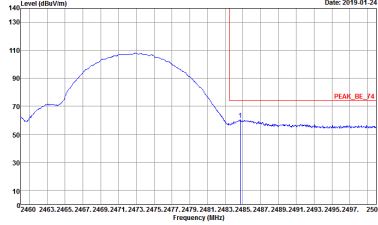
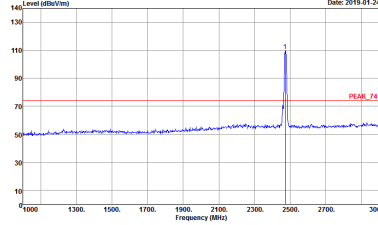
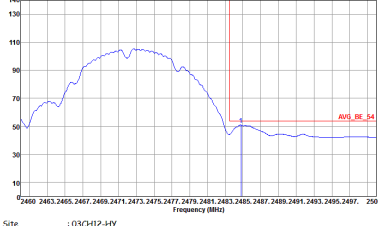
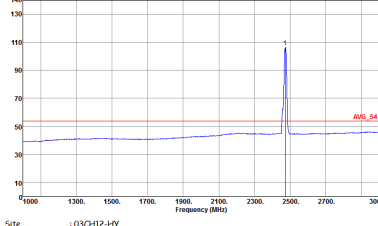


WIFI	2.4GHz 2400~2483.5MHz Band Edge @ 3m	
ANT	802.11b CH12 2467MHz	
0+1	Vertical	Fundamental
Peak	 <p>Date: 2019-01-24</p> <p>Site : 03CH12-HY Condition : PEAK_BE_74 3m HORN_9120D_1328 VERTICAL : RBW:1000.000kHz VBW:3000.000kHz SWT:Auto</p>	 <p>Date: 2019-01-24</p> <p>Site : 03CH12-HY Condition : PEAK_74 3m HORN_9120D_1328 VERTICAL : RBW:1000.000kHz VBW:3000.000kHz SWT:Auto</p>
Avg.	 <p>Date: 2019-01-24</p> <p>Site : 03CH12-HY Condition : AVG_BE_54 3m HORN_9120D_1328 VERTICAL : RBW:1000.000kHz VBW:0.010kHz SWT:Auto</p>	 <p>Date: 2019-01-24</p> <p>Site : 03CH12-HY Condition : AVG_54 3m HORN_9120D_1328 VERTICAL : RBW:1000.000kHz VBW:0.010kHz SWT:Auto</p>



WIFI	2.4GHz 2400~2483.5MHz Band Edge @ 3m	
ANT	802.11b CH13 2472MHz	
0+1	Horizontal	Fundamental
Peak	 <p>Site : 03CH12-HY Condition : PEAK_BE_74 3m HORN_9120D_1328 HORIZONTAL : RBW:1000.000kHz VBW:3000.000kHz SWT:Auto</p>	 <p>Site : 03CH12-HY Condition : PEAK_74 3m HORN_9120D_1328 HORIZONTAL : RBW:1000.000kHz VBW:3000.000kHz SWT:Auto</p>
Avg.	 <p>Site : 03CH12-HY Condition : AVG_BE_54 3m HORN_9120D_1328 HORIZONTAL : RBW:1000.000kHz VBW:0.010kHz SWT:Auto</p>	 <p>Site : 03CH12-HY Condition : AVG_54 3m HORN_9120D_1328 HORIZONTAL : RBW:1000.000kHz VBW:0.010kHz SWT:Auto</p>



WIFI	2.4GHz 2400~2483.5MHz Band Edge @ 3m	
ANT	802.11b CH13 2472MHz	
0+1	Vertical	Fundamental
Peak	 <p>Date: 2019-01-24</p> <p>Site : 03CH12-HY Condition : PEAK_BE_74 3m HORN_9120D_1328 VERTICAL : RBW:1000.000kHz VBW:3000.000kHz SWT:Auto</p>	 <p>Date: 2019-01-24</p> <p>Site : 03CH12-HY Condition : PEAK_74 3m HORN_9120D_1328 VERTICAL : RBW:1000.000kHz VBW:3000.000kHz SWT:Auto</p>
Avg.	 <p>Date: 2019-01-24</p> <p>Site : 03CH12-HY Condition : AVG_BE_54 3m HORN_9120D_1328 VERTICAL : RBW:1000.000kHz VBW:0.010kHz SWT:Auto</p>	 <p>Date: 2019-01-24</p> <p>Site : 03CH12-HY Condition : AVG_54 3m HORN_9120D_1328 VERTICAL : RBW:1000.000kHz VBW:0.010kHz SWT:Auto</p>



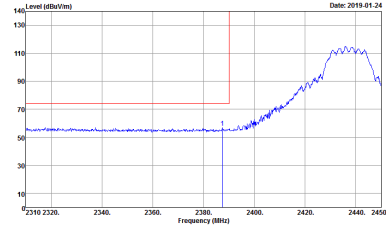
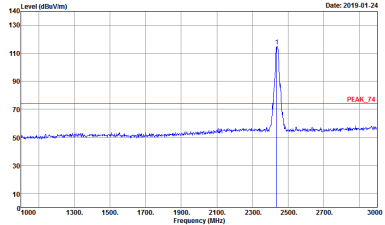
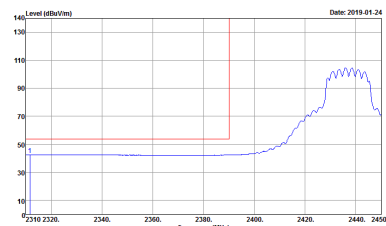
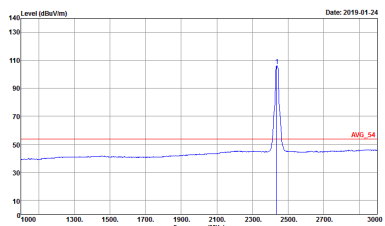
2.4GHz 2400~2483.5MHz
WIFI 802.11g (Band Edge @ 3m)

Table with 2 columns (WIFI, ANT) and 2 rows (0+1, Peak, Avg.). Each cell contains a spectral plot for Horizontal and Fundamental views. The plots show Level (dBuV/m) vs Frequency (MHz) with various parameters like Site, Condition, and Date.



WIFI	2.4GHz 2400~2483.5MHz Band Edge @ 3m	
ANT	802.11g CH01 2412MHz	
0+1	Vertical	Fundamental
Peak	<p>Date: 2019-03-23</p> <p>Site Condition : 03CH12-HY : PEAK_BE_74 3m HORN_9120D_1328 VERTICAL : RBW:1000.000kHz VBW:3000.000kHz SWT:Auto</p>	<p>Date: 2019-03-23</p> <p>Site Condition : 03CH12-HY : PEAK_74 3m HORN_9120D_1328 VERTICAL : RBW:1000.000kHz VBW:3000.000kHz SWT:Auto</p>
Avg.	<p>Date: 2019-03-23</p> <p>Site Condition : 03CH12-HY : AVG_BE_54 3m HORN_9120D_1328 VERTICAL : RBW:1000.000kHz VBW:0.010kHz SWT:Auto</p>	<p>Date: 2019-03-23</p> <p>Site Condition : 03CH12-HY : AVG_54 3m HORN_9120D_1328 VERTICAL : RBW:1000.000kHz VBW:0.010kHz SWT:Auto</p>

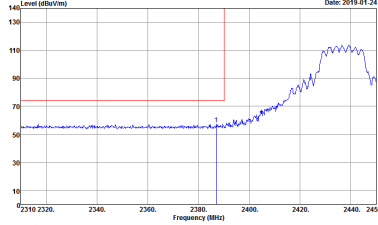
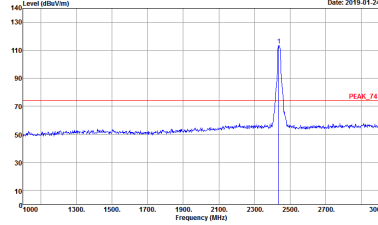
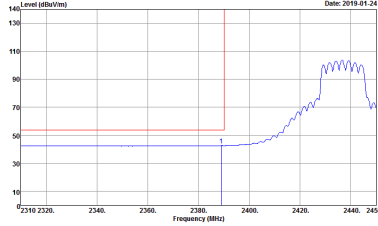
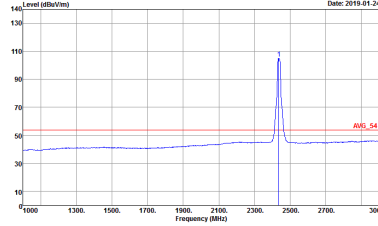


WIFI	2.4GHz 2400~2483.5MHz Band Edge @ 3m	
ANT	802.11g CH06 2437MHz - L	
0+1	Horizontal	Fundamental
Peak	 <p>Site : 03CH12-HY Condition : PEAK_BE_74 3m HORN_9120D_1328 HORIZONTAL : RBW:1000.000kHz VBW:3000.000kHz SWT:Auto</p>	 <p>Site : 03CH12-HY Condition : PEAK_74 3m HORN_9120D_1328 HORIZONTAL : RBW:1000.000kHz VBW:3000.000kHz SWT:Auto</p>
Avg.	 <p>Site : 03CH12-HY Condition : AVG_BE_54 3m HORN_9120D_1328 HORIZONTAL : RBW:1000.000kHz VBW:0.010kHz SWT:Auto</p>	 <p>Site : 03CH12-HY Condition : AVG_54 3m HORN_9120D_1328 HORIZONTAL : RBW:1000.000kHz VBW:0.010kHz SWT:Auto</p>



WIFI	2.4GHz 2400~2483.5MHz Band Edge @ 3m	
ANT	802.11g CH06 2437MHz - R	
0+1	Horizontal	Fundamental
Peak		Left blank
Avg.		Left blank



WIFI	2.4GHz 2400~2483.5MHz Band Edge @ 3m	
ANT	802.11g CH06 2437MHz - L	
0+1	Vertical	Fundamental
Peak	 <p>Date: 2019-01-24</p> <p>Site Condition : 03CH12-HY : PEAK_BE_74 3m HORN_9120D_1328 VERTICAL : RBW:1000.000kHz VBW:3000.000kHz SWT:Auto</p>	 <p>Date: 2019-01-24</p> <p>Site Condition : 03CH12-HY : PEAK_74 3m HORN_9120D_1328 VERTICAL : RBW:1000.000kHz VBW:3000.000kHz SWT:Auto</p>
Avg.	 <p>Date: 2019-01-24</p> <p>Site Condition : 03CH12-HY : AVG_BE_54 3m HORN_9120D_1328 VERTICAL : RBW:1000.000kHz VBW:0.010kHz SWT:Auto</p>	 <p>Date: 2019-01-24</p> <p>Site Condition : 03CH12-HY : AVG_54 3m HORN_9120D_1328 VERTICAL : RBW:1000.000kHz VBW:0.010kHz SWT:Auto</p>



WIFI	2.4GHz 2400~2483.5MHz Band Edge @ 3m	
ANT	802.11g CH06 2437MHz - R	
0+1	Vertical	Fundamental
Peak	<p>Site : 03CH2-HY Condition : PEAK_BE_74 3m HORN_91200_1328 VERTICAL : RBW:1000.000kHz VBW:3000.000kHz SWT:Auto</p>	Left Blank
Avg.	<p>Site : 03CH2-HY Condition : AVG_BE_54 3m HORN_91200_1328 VERTICAL : RBW:1000.000kHz VBW:0.010kHz SWT:Auto</p>	Left Blank